

## Crypto Leaderboard

Rank	Name	Ticker	Price	MC, \$b	1M	One Month Performance					
1	Bitcoin	BTC	47,167	887	12%	BTC	ETH	ADA	BNB	USDT	XRP
2	Ethereum	ETH	3,434	403	40%	DOGE	SOL	DOT	USDC		
3	Cardano	ADA	2.77	89	113%						
4	Binance	BNB	464	78	44%						
5	Tether	USDT	1.00	66	0%						
6	Ripple	XRP	1.19	55	60%						
7	Dogecoin	DOGE	0.28	37	34%						
8	Solana	SOL	108.48	32	239%						
9	Polkadot	DOT	31.47	31	102%						
10	USD//Coin	USDC	1.00	27	0%						

## One-Month Performance

By Token		By Category		By Ecosystem		Traditional Finance	
AR	483%	Smart Cont	73%	Avalanche	104%	Gas	11.8%
BCHA	308%	Dist Comput	55%	Terra	101%	SPX	3.1%
SOL	239%	Gaming	47%	Solana	89%	NIKKEI	3.0%
AVAX	209%	Defi	43%	Cosmos	63%	DAX	1.6%
REV	200%	DEX / B&L	39%	Polkadot	55%	N100	1.2%
LUNA	194%	IoT	37%	BSC	48%	FTSE	0.5%
DAI	0%	Privacy	35%	Polygon	46%	USD/JPY	0.3%
SAFEMOON	-1%	NFTs	33%	xDAI	37%	Gold	0.1%
LEO	-1%	DAOs	30%			HSI	-0.3%
CEL	-12%	CEXs	28%			EUR/USD	-0.5%
AMP	-27%	Meme	21%			WTI	-7.4%

## Defi

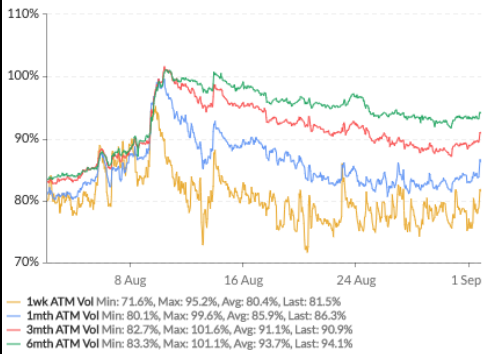
Total Value Locked, LTM, \$b	Top TVL By Protocol, \$b	DefiPulse Index, 1M

## One-Month Trading Volumes

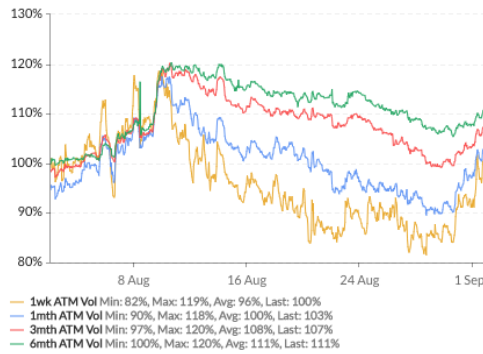
Top 100, Spot, \$b	Top Spot by Token, \$b	Top Spot Exchanges, \$b	Aggregate Derivs Vols, \$b																														
	<table border="1"> <tr><td>USDT</td><td>2,283.2</td></tr> <tr><td>BTC</td><td>1,014.7</td></tr> <tr><td>ETH</td><td>703.0</td></tr> <tr><td>ADA</td><td>157.1</td></tr> <tr><td>XRP</td><td>166.8</td></tr> <tr><td>BUSD</td><td>167.5</td></tr> <tr><td>DOGE</td><td>105.9</td></tr> </table>	USDT	2,283.2	BTC	1,014.7	ETH	703.0	ADA	157.1	XRP	166.8	BUSD	167.5	DOGE	105.9	<table border="1"> <tr><td>Binance</td><td>751.3</td></tr> <tr><td>OKEx</td><td>176.5</td></tr> <tr><td>Huobi</td><td>166.4</td></tr> <tr><td>Coinbase</td><td>96.4</td></tr> <tr><td>Upbit</td><td>83.7</td></tr> <tr><td>FTX</td><td>61.1</td></tr> <tr><td>Kraken</td><td>39.3</td></tr> </table>	Binance	751.3	OKEx	176.5	Huobi	166.4	Coinbase	96.4	Upbit	83.7	FTX	61.1	Kraken	39.3			
USDT	2,283.2																																
BTC	1,014.7																																
ETH	703.0																																
ADA	157.1																																
XRP	166.8																																
BUSD	167.5																																
DOGE	105.9																																
Binance	751.3																																
OKEx	176.5																																
Huobi	166.4																																
Coinbase	96.4																																
Upbit	83.7																																
FTX	61.1																																
Kraken	39.3																																
				<b>1M</b>	<b>O/I</b>																												
			Spot	2,210	na																												
			Perpetuals	3,030	24																												
			Futures	245	5																												
			Options	25	12																												
			<b>Total</b>	<b>5,509</b>	<b>41</b>																												

## Crypto Options

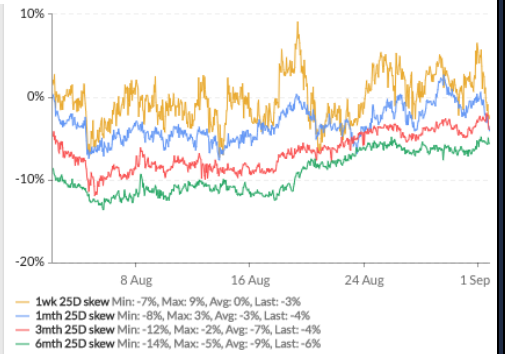
### BTC ATM Implied Vol



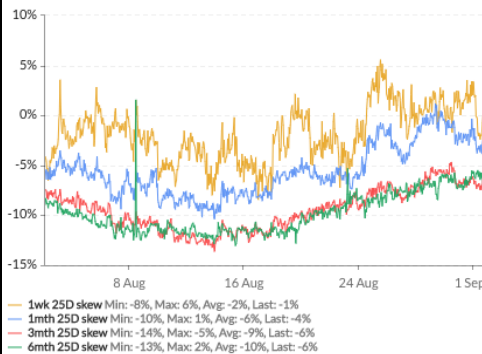
### ETH ATM Implied Vol



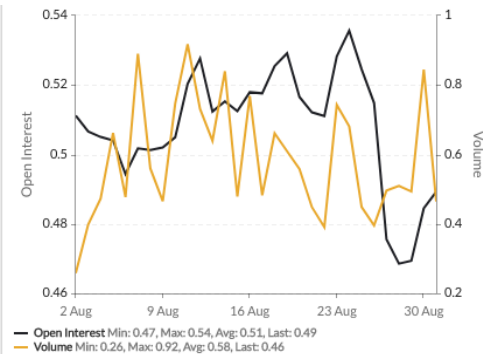
### BTC 25d Skew



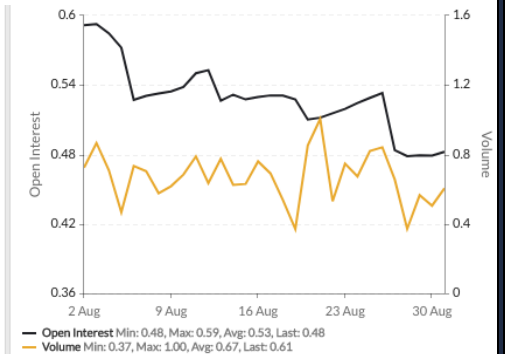
### ETH 25d Skew



### BTC Put/Call Ratio

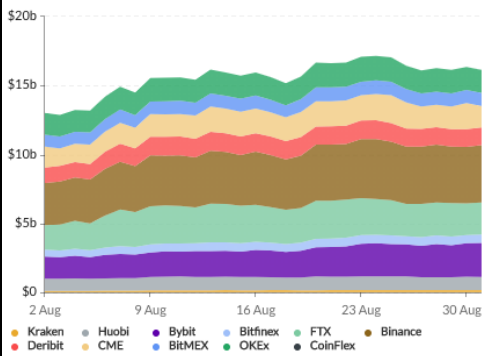


### ETH Put/Call Ratio

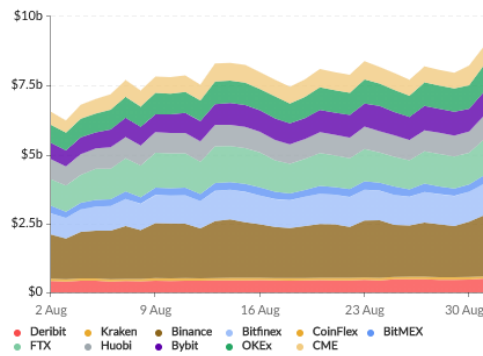


## Crypto Futures

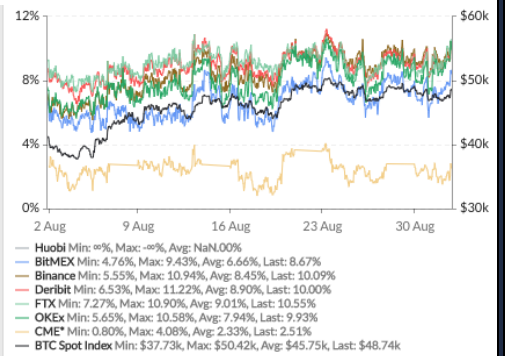
### BTC Aggregate Open Interest



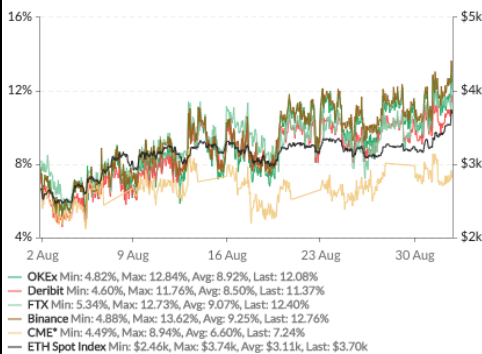
### ETH Aggregate Open Interest



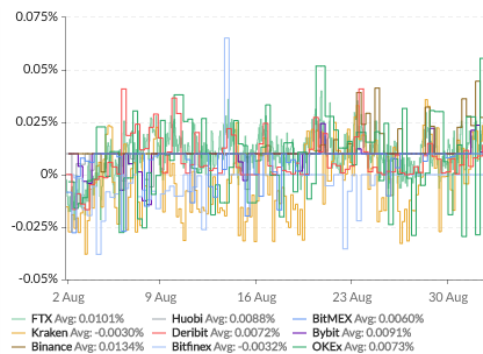
### BTC Annlzd Rolling 3m Basis



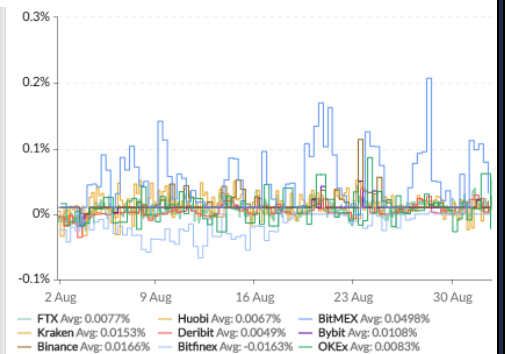
### ETH Annlz Rolling 3m Basis



### BTC Perp Swaps Funding



### ETH Perp Swaps Funding





# August Market Update

## About GSR

GSR is a global leader in digital asset trading, market making, OTC derivatives, and investments. We operate in a culture of excellence and leverage our first-rate reputation, deep relationships and proprietary trading technology to move swiftly and capitalize on market opportunities.

GSR's experienced team brings together decades of institutional trading expertise, while our industry-leading proprietary technology stack anchors everything we do.

Our main service areas are: market making; proprietary and algorithmic trading; client execution; structured products; risk management solutions; and portfolio investments.

For more information or if we can help with anything, please see [gsr.io](https://gsr.io) or contact us at [gsr@gsr.io](mailto:gsr@gsr.io).

## Required Disclosures

This material is a product of the GSR Sales and Trading Department. It is not a product of a Research Department, not a research report, and not subject to all of the independence and disclosure standards applicable to research reports prepared pursuant to FINRA or CFTC research rules. This material is not independent of the Firm's proprietary interests, which may conflict with your interests. The Firm trades instruments discussed in this material for its own account. The author may have consulted with the Firm's traders and other personnel, who may have already traded based on the views expressed in this material, may trade contrary to the views expressed in this material, and may have positions in other instruments discussed herein. This material is intended only for institutional investors. Solely for purposes of the CFTC's rules and to the extent this material discusses derivatives, this material is a solicitation for entering into a derivatives transaction and should not be considered to be a derivatives research report.

This material is provided solely for informational purposes, is intended for your use only and does not constitute an offer or commitment, a solicitation of an offer or comment (except as noted for CFTC purposes), or any advice or recommendation, to enter into or conclude any transaction (whether on the indicative terms shown or otherwise), or to provide investment services in any state or country where such an offer or solicitation or provision would be illegal.

Information is based on sources considered to be reliable, but not guaranteed to be accurate or complete. Any opinions or estimates expressed herein reflect a judgment made as of the date of publication, and are subject to change without notice. Trading and investing in digital assets involves significant risks including price volatility and illiquidity and may not be suitable for all investors. GSR will not be liable whatsoever for any direct or consequential loss arising from the use of this Information. Copyright of this Information belongs to GSR. Neither this Information nor any copy thereof may be taken or rented or redistributed, directly or indirectly, without prior written permission of GSR. Not a solicitation to U.S. Entities or individuals for securities in any form. If you are such an entity, you must close this page.

## Sources

CoinGecko	Santiment	TradingView	Investing.com	Google Finance
CoinMarketCap	DefiPulse	WorldCoinIndex	The Block	Yahoo Finance