



Market Update - October 15, 2021

Crypto Leaderboard

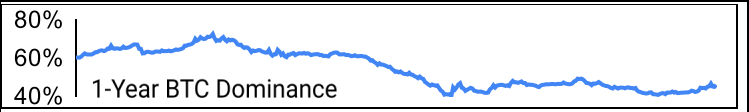
Rank	Name	Ticker	Price	1h	24h	7d	24h Vol \$m	MC \$m	1-Year Chart
1	Bitcoin	BTC	\$59,734	0%	4%	11%	41,714	1,123,035	
2	Ethereum	ETH	\$3,801	0%	2%	6%	22,867	446,392	
3	Binance	BNB	\$462.89	0%	-4%	5%	2,604	77,687	
4	Tether	USDT	\$1.00	0%	0%	0%	71,157	69,450	
5	Cardano	ADA	\$2.16	0%	-2%	-5%	2,002	69,192	
6	Ripple	XRP	\$1.12	0%	-2%	5%	5,667	52,362	
7	Solana	SOL	\$158.82	0%	3%	3%	3,235	47,442	
8	Polkadot	DOT	\$39.88	0%	-3%	18%	2,464	41,561	
9	USD//Coin	USDC	\$1.00	0%	0%	0%	3,280	32,903	
10	Dogecoin	DOGE	\$0.23	0%	-4%	-6%	1,318	30,261	

Top & Bottom Performers - Top 100 Tokens

24h		7 Days		30 Days		90 Days		365 Days	
NU	589%	NU	560%	SHIB	276%	BCHA	701%	AXS	101,718%
MATIC	20%	STX	43%	AXS	86%	AXS	591%	KICK	95,876%
GRT	11%	ONE	23%	STX	27%	SOL	489%	AAVE	58,281%
NEAR	7%	MATIC	20%	ONE	24%	LUNA	468%	DREP	47,374%
STX	-9%	AR	-11%	CTC	-35%	HT	-14%	DAI	-1%
TEL	-11%	FLOW	-11%	SNX	-35%	COMP	-19%	KLAY	-46%
SHIB	-13%	ICP	-17%	CCXX	-43%	SAFEMOON	-34%	CTC	-62%
OHM	-26%	LUNA	-20%	HT	-51%	CCXX	-44%	ICP	-91%

Category Performance

Category	1d	7d	30d	90d	365d	Ecosystem	1d	7d	30d	90d	365d
Defi	0%	0%	-14%	70%	1,229%	xDAI	5%	10%	-6%	77%	761%
CEXs	0%	0%	-15%	40%	646%	Polygon	1%	3%	-5%	75%	2,750%
DAOs	-1%	-1%	-18%	33%	468%	BSC	-1%	2%	-1%	128%	548%
IoT	-3%	-1%	-15%	63%	472%	Polkadot	-1%	0%	-4%	146%	1,050%
Smart Contract	-2%	-2%	-2%	187%	1,820%	Solana	1%	-2%	-14%	105%	1,350%
DEX / B&L	-2%	-2%	-16%	56%	831%	Avalanche	0%	-4%	-1%	71%	570%
Privacy	0%	-2%	-14%	36%	427%	Cosmos	-1%	-7%	-15%	170%	3,765%
Gaming	-4%	-5%	21%	215%	34,513%	Terra	-1%	-12%	-18%	203%	620%
NFTs	-4%	-5%	11%	122%	15,336%						
Meme	-5%	-5%	134%	148%	18,294%						
Dist. Computing	-2%	-8%	-14%	62%	765%						



Defi

Total Value Locked, LTM, \$b	Top TVL By Protocol, \$b	DefiPulse Index, LTM



Market Update - October 15, 2021

Trading Volume

Aggregate Volumes by Product, \$b					Top Derivatives Exchanges, \$m and bps				Top Spot Exchanges, \$m			
	1d	7d	30d	O/I	Exchange	1d Vol	O/I	Mkr	Tkr	Exchange	Score	1d Vol
Spot	87	570	2,790	n/a	Binance	78,271	17,577	2.0	4.0	Binance	9.8	29,993
Perpetuals	103	631	3,300	25	OKEx	22,553	3,994	2.0	5.0	Coinbase	8.7	5,599
Futures	9	51	305	4	Huobi Global	21,068	1,676	2.0	4.0	KuCoin	8.5	2,341
Options	2	5	34	15	FTX	14,195	5,753	2.0	7.0	FTX	8.4	3,347

20 Day Volume - Top 100 Tokens, \$b				Top Volume, 1d, \$m		Top Volume, %20d Avg		Low Volume, %20d Avg	
				USDT	68,956	TEL	333%	BCHA	0%
				BTC	36,616	BTCB	171%	CCXX	16%
				ETH	19,443	WAVES	158%	HT	28%
				BUSD	5,585	DOT	156%	XTZ	37%
				XRP	3,185	SAFEMOON	153%	SC	41%

Traditional Finance

Global Equity Markets							SPX vs. BTC, Last 12 Months	
	SPX	N100	FTSE	DAX	NIKKEI	HSI		
1D	2%	0%	0%	0%	2%	1%		
7D	1%	2%	2%	2%	2%	1%		
90D	4%	7%	6%	0%	5%	-11%		
365D	27%	35%	24%	16%	24%	3%		

10-Year Treasury Yields							Commodities & FX					
	US	Brazil	UK	Ger	Japan	HK	Last	WTI	Gas	Gold	EUR/USD	USD/JPY
Last	1.54%	10.91%	1.08%	-0.17%	0.08%	1.33%	Last	82	5.6	1,776	1.16	114.4
1d Chg	+0.022	-0.045	+0.0390	+0.0140	-0.004	-0.023	1d % Chg	+1.	-2.20%	-1.24%	+0.08%	+0.60%

Crypto News

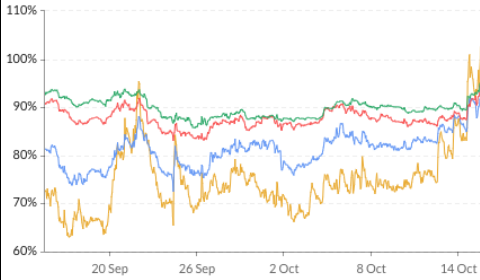
- [Bitcoin is inches away from reaching \\$60,000 amid ETF speculation - CNBC](#)
- [Bitcoin-related altcoins surge as BTC ETF rumors spread across the sector - Cointelegraph](#)
- [SEC Set to Allow Bitcoin Futures ETFs as Deadline Looms - Bloomberg](#)
- [White House ransomware summit calls for virtual asset crackdown, without mentioning cryptocurrency - The Register](#)
- [Miami mayor wants to pay city workers with bitcoin | TheHill - The Hill](#)
- [Japan will prioritize simplicity in CBDC design, says central bank executive - Cointelegraph](#)
- [Flow integrates Filecoin storage services to make NFTs more decentralized - Cointelegraph](#)
- [Half of unique active crypto wallets played a blockchain game in Q3 - Cointelegraph](#)
- [Uniswap taps former Obama campaign spokesperson to handle comms - Cointelegraph](#)
- [Coinbase unveils its Digital Asset Policy Proposal to spark conversation around comprehensive crypto regulation - Cointelegraph](#)
- [Mexico's president rules out accepting crypto as legal tender - Cointelegraph](#)
- [CME Bitcoin futures open interest hits 8-month high, greater than when BTC price was at \\$65K - Cointelegraph](#)
- [Bitwise applies for 'actual' Bitcoin ETF with NYSE Arca - Cointelegraph](#)
- [Australia's fifth-largest pension fund is open to investing in crypto - TheBlock](#)
- [Art house Sotheby's launches curated NFT platform called 'Sotheby's Metaverse' - TheBlock](#)
- [BIT Mining's Subsidiary BTC.com to Exit Mainland China - CoinDesk](#)
- [Belarus Introduces Special Electricity Tariff for Miners - CoinDesk](#)



Market Update - October 15, 2021

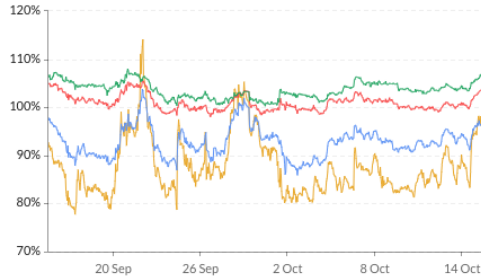
Crypto Options

BTC ATM Implied Vol, 1m



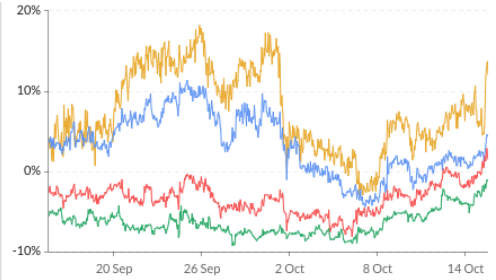
1wk ATM Vol Min: 63.0%, Max: 102.6%, Avg: 74.7%, Last: 102.6%
 1mth ATM Vol Min: 72.5%, Max: 92.6%, Avg: 81.0%, Last: 92.6%
 3mth ATM Vol Min: 83.1%, Max: 94.5%, Avg: 87.6%, Last: 94.2%
 6mth ATM Vol Min: 85.7%, Max: 95.1%, Avg: 89.7%, Last: 95.0%

ETH ATM Implied Vol, 1m



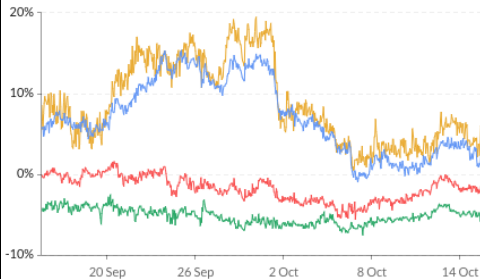
1wk ATM Vol Min: 78%, Max: 114%, Avg: 88%, Last: 92%
 1mth ATM Vol Min: 86%, Max: 104%, Avg: 93%, Last: 96%
 3mth ATM Vol Min: 98%, Max: 106%, Avg: 101%, Last: 105%
 6mth ATM Vol Min: 100%, Max: 108%, Avg: 104%, Last: 107%

BTC 25d Skew, 1m



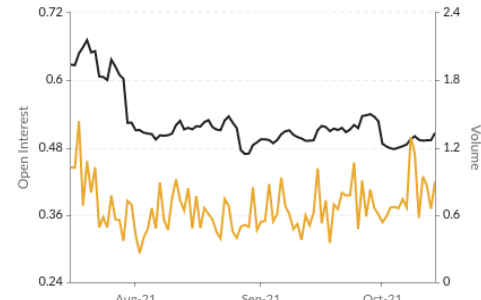
1wk 25d skew Min: -3%, Max: 18%, Avg: 8%, Last: 12%
 1mth 25d skew Min: -4%, Max: 11%, Avg: 3%, Last: 4%
 3mth 25d skew Min: -8%, Max: 3%, Avg: -3%, Last: 2%
 6mth 25d skew Min: -9%, Max: -1%, Avg: -6%, Last: -1%

ETH 25d Skew, 1m



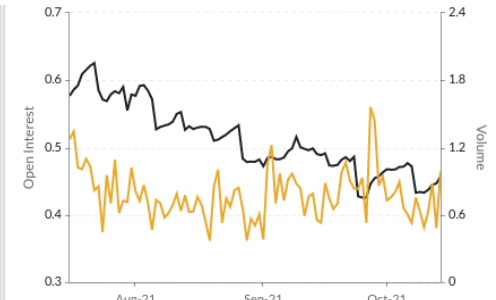
1wk 25d skew Min: 0%, Max: 20%, Avg: 9%, Last: 5%
 1mth 25d skew Min: -1%, Max: 15%, Avg: 7%, Last: 2%
 3mth 25d skew Min: -6%, Max: 2%, Avg: -2%, Last: -1%
 6mth 25d skew Min: -8%, Max: -3%, Avg: -5%, Last: -6%

BTC Put/Call Ratios, 3m



Open Interest Min: 0.47, Max: 0.67, Avg: 0.52, Last: 0.51
 Volume Min: 0.26, Max: 1.44, Avg: 0.67, Last: 0.89

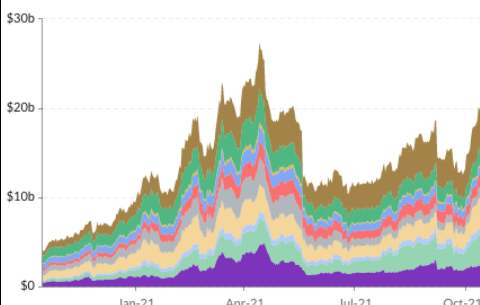
ETH Put/Call Ratios, 3m



Open Interest Min: 0.43, Max: 0.63, Avg: 0.51, Last: 0.46
 Volume Min: 0.37, Max: 1.56, Avg: 0.78, Last: 0.99

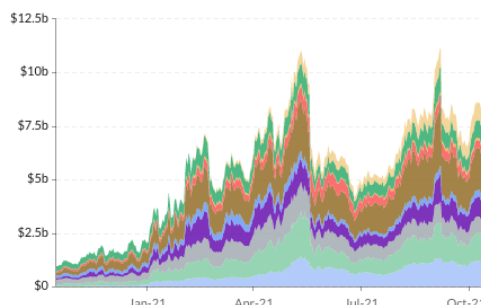
Crypto Futures

BTC Aggregate Open Interest, 1y



Bybit, FTX, Bitfinex, CME, Huobi, Deribit, BitMEX, CoinFlex, Kraken, OKEx, Binance

ETH Aggregate Open Interest, 1y



Bitfinex, FTX, Huobi, Bybit, BitMEX, Binance, Deribit, Kraken, CoinFlex, OKEx, CME

BTC Annlzd Rolling 3m Basis, 1m



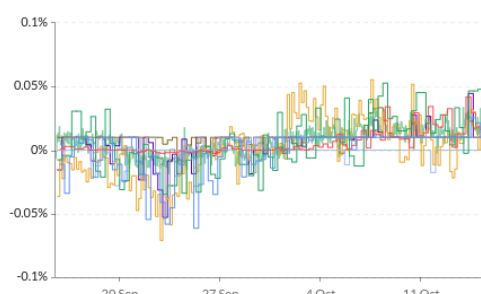
Binance Min: 6.36%, Max: 16.52%, Avg: 10.12%, Last: 15.01%
 Huobi Min: 2.71%, Max: 10.70%, Avg: 6.05%, Last: 3.45%
 BitMEX Min: 2.78%, Max: 13.69%, Avg: 7.29%, Last: 12.34%
 Deribit Min: 4.59%, Max: 15.35%, Avg: 9.03%, Last: 14.04%
 FTX Min: 6.89%, Max: 17.18%, Avg: 11.27%, Last: 15.84%
 OKEx Min: 4.05%, Max: 15.86%, Avg: 8.97%, Last: 14.44%
 CME* Min: 2.05%, Max: 11.73%, Avg: 5.85%, Last: 10.77%
 BTC Spot Index Min: \$40.50k, Max: \$59.66k, Avg: \$48.55k, Last: \$59.52k

ETH Annlzd Rolling 3m Basis, 1m



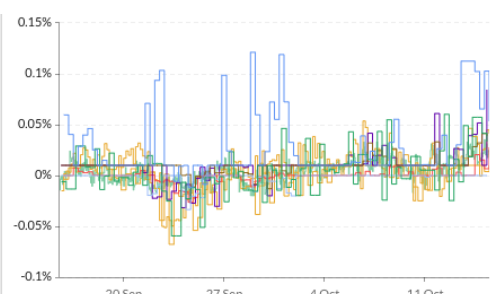
BitMEX Min: 5.48%, Max: 14.43%, Avg: 9.94%, Last: 6.78%
 FTX Min: 6.36%, Max: 16.98%, Avg: 11.32%, Last: 16.68%
 Deribit Min: 3.40%, Max: 14.41%, Avg: 8.83%, Last: 13.76%
 OKEx Min: 4.00%, Max: 16.74%, Avg: 10.30%, Last: 15.77%
 Binance Min: 7.83%, Max: 17.27%, Avg: 11.57%, Last: 16.36%
 Huobi Min: 2.41%, Max: 12.33%, Avg: 6.67%, Last: 3.19%
 CME* Min: 4.63%, Max: 11.79%, Avg: 7.50%, Last: 10.86%
 ETH Spot Index Min: \$2.72k, Max: \$3.85k, Avg: \$3.30k, Last: \$3.78k

BTC Perp Swaps Funding, 1m



FTX Avg: 0.0068%, Bybit Avg: 0.0062%, Binance Avg: 0.0097%
 Bitfinex Avg: -0.0010%, Kraken Avg: 0.0014%, OKEx Avg: 0.0065%
 Huobi Avg: 0.0056%, BitMEX Avg: -0.0010%, Deribit Avg: 0.0060%

ETH Perp Swaps Funding, 1m



Huobi Avg: -0.0026%, BitMEX Avg: 0.00275%, FTX Avg: 0.0041%
 Kraken Avg: 0.0074%, Deribit Avg: -0.0001%, Bybit Avg: 0.0097%
 Binance Avg: 0.0104%, Bitfinex Avg: -0.0028%, OKEx Avg: 0.0043%



GSR Market Update - October 15, 2021

About GSR

GSR is a global leader in digital asset trading, market making, OTC derivatives, and investments. We operate in a culture of excellence and leverage our first-rate reputation, deep relationships and proprietary trading technology to move swiftly and capitalize on market opportunities.

GSR's experienced team brings together decades of institutional trading expertise, while our industry-leading proprietary technology stack anchors everything we do.

Our main service areas are: market making; proprietary and algorithmic trading; client execution; structured products; risk management solutions; and portfolio investments.

For more information or if we can help with anything, please see gsr.io or contact us at gsr@gsr.io.

Required Disclosures

This material is a product of the GSR Sales and Trading Department. It is not a product of a Research Department, not a research report, and not subject to all of the independence and disclosure standards applicable to research reports prepared pursuant to FINRA or CFTC research rules. This material is not independent of the Firm's proprietary interests, which may conflict with your interests. The Firm trades instruments discussed in this material for its own account. The author may have consulted with the Firm's traders and other personnel, who may have already traded based on the views expressed in this material, may trade contrary to the views expressed in this material, and may have positions in other instruments discussed herein. This material is intended only for institutional investors. Solely for purposes of the CFTC's rules and to the extent this material discusses derivatives, this material is a solicitation for entering into a derivatives transaction and should not be considered to be a derivatives research report.

This material is provided solely for informational purposes, is intended for your use only and does not constitute an offer or commitment, a solicitation of an offer or comment (except as noted for CFTC purposes), or any advice or recommendation, to enter into or conclude any transaction (whether on the indicative terms shown or otherwise), or to provide investment services in any state or country where such an offer or solicitation or provision would be illegal.

Information is based on sources considered to be reliable, but not guaranteed to be accurate or complete. Any opinions or estimates expressed herein reflect a judgment made as of the date of publication, and are subject to change without notice. Trading and investing in digital assets involves significant risks including price volatility and illiquidity and may not be suitable for all investors. GSR will not be liable whatsoever for any direct or consequential loss arising from the use of this Information. Copyright of this Information belongs to GSR. Neither this Information nor any copy thereof may be taken or rented or redistributed, directly or indirectly, without prior written permission of GSR. Not a solicitation to U.S. Entities or individuals for securities in any form. If you are such an entity, you must close this page.

Sources

CoinGecko	Santiment	DefiPulse	WoldCoinIndex.com	Yahoo
CoinMarketCap	Skew	TradingView	Investing.com	Google