



## Crypto Leaderboard

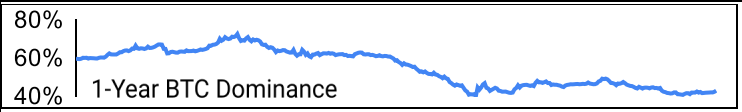
Rank	Name	Ticker	Price	1h	24h	7d	24h Vol \$m	MC \$m	1-Year Chart
1	Bitcoin	BTC	\$47,789	1%	10%	6%	38,649	899,767	
2	Ethereum	ETH	\$3,265	1%	9%	3%	22,477	384,835	
3	Cardano	ADA	\$2.25	1%	7%	-3%	2,218	72,258	
4	Tether	USDT	\$1.01	0%	0%	1%	68,182	69,325	
5	Binance	BNB	\$416.84	1%	11%	8%	1,903	64,398	
6	Ripple	XRP	\$1.03	0%	8%	3%	4,403	47,981	
7	Solana	SOL	\$155.00	4%	12%	3%	2,743	46,193	
8	Polkadot	DOT	\$31.36	2%	12%	-6%	1,279	32,503	
9	USD//Coin	USDC	\$1.00	0%	0%	0%	2,895	31,840	
10	Dogecoin	DOGE	\$0.22	0%	7%	-4%	962	28,569	

## Top & Bottom Performers - Top 100 Tokens

24h		7 Days		30 Days		90 Days		365 Days	
ICX	28%	DYDX	78%	QNT	65%	AXS	989%	KICK	88,003%
VET	26%	OMG	30%	AVAX	61%	BCHA	655%	AXS	66,877%
RUNE	17%	DESO	30%	HEX	58%	LUNA	577%	DREP	56,673%
QTUM	17%	AXS	29%	ALGO	49%	AVAX	494%	AAVE	51,250%
BUSD	0%	CELO	-14%	SAFEMOON	-40%	DCR	-26%	FIL	-41%
USDC	0%	OSMO	-17%	DCR	-40%	TFUEL	-27%	KLAY	-59%
LEO	-4%	NEAR	-18%	CTC	-43%	TEL	-31%	CTC	-63%
DYDX	-6%	HT	-32%	HT	-46%	SAFEMOON	-54%	ICP	-90%

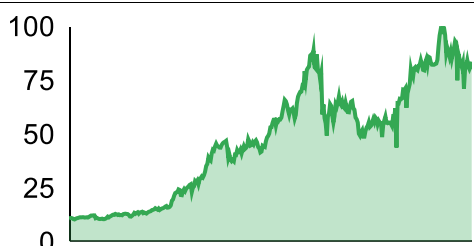
## Category Performance

Category	1d	7d	30d	90d	365d	Ecosystem	1d	7d	30d	90d	365d
Gaming	9%	10%	-15%	347%	22,843%	Polygon	7%	8%	-14%	37%	860%
DEX / B&L	7%	7%	-16%	35%	1,018%	xDAI	6%	7%	-17%	46%	2,380%
NFTs	7%	6%	-11%	169%	10,243%	BSC	7%	6%	-22%	75%	514%
IoT	10%	6%	-13%	28%	399%	Solana	6%	0%	1%	104%	921%
Defi	7%	5%	-18%	55%	1,363%	Avalanche	2%	-1%	31%	96%	1,436%
DAOs	6%	5%	-23%	17%	317%	Polkadot	6%	-1%	-2%	35%	417%
CEXs	5%	4%	-17%	39%	641%	Terra	3%	-2%	-3%	199%	4,105%
Smart Contract	8%	4%	2%	134%	1,585%	Cosmos	6%	-3%	-7%	248%	776%
Privacy	5%	3%	-26%	6%	421%						
Dist. Computing	6%	3%	-24%	20%	653%						
Meme	5%	2%	-12%	-13%	8,194%						

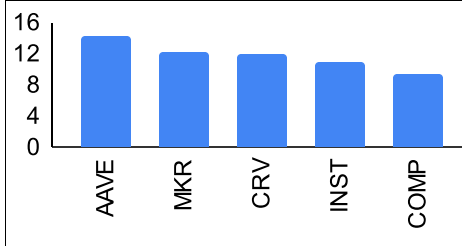


## Defi

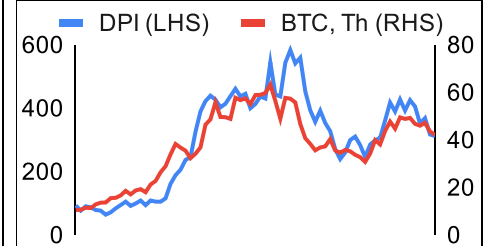
### Total Value Locked, LTM, \$b



### Top TVL By Protocol, \$b



### DefiPulse Index, LTM





# Market Update - October 1, 2021

## Trading Volume

Aggregate Volumes by Product, \$b					Top Derivatives Exchanges, \$m and bps				Top Spot Exchanges, \$m			
	1d	7d	30d	O/I	Exchange	1d Vol	O/I	Mkr	Tkr	Exchange	Score	1d Vol
Spot	70	553	2,640	n/a	Binance	70,490	12,343	2.0	4.0	Binance	9.9	21,529
Perpetuals	94	666	3,200	19	Huobi Global	21,294	2,204	2.0	4.0	Coinbase	9.0	3,791
Futures	9	48	279	3	OKEx	19,403	2,585	2.0	5.0	FTX	8.6	2,330
Options	1	3	28	10	Bybit	11,741	3,368	-2.5	7.5	Kraken	8.6	1,417

20 Day Volume - Top 100 Tokens, \$b		Top Volume, 1d, \$m		Top Volume, %20d Avg		Low Volume, %20d Avg	
		USDT	65,936	COMP	252%	BCHA	0%
		BTC	31,142	AXS	182%	CTC	0%
		ETH	17,661	WBTC	173%	BCH	24%
		BUSD	4,691	TFUEL	167%	EGLD	43%
		XRP	3,051	YFI	155%	WAVES	45%

## Traditional Finance

Global Equity Markets							SPX vs. BTC, Last 12 Months	
	SPX	N100	FTSE	DAX	NIKKEI	HSI		
1D	-1%	0%	-1%	0%	-2%	0%		
7D	-3%	-2%	0%	-3%	-5%	2%		
90D	-1%	0%	-1%	-4%	1%	-13%		
365D	27%	33%	20%	14%	25%	4%		

10-Year Treasury Yields							Commodities & FX					
	US	Brazil	UK	Ger	Japan	HK	Last	WTI	Gas	Gold	EUR/USD	USD/JPY
Last	1.49%	11.12%	1.00%	-0.24%	0.05%	1.27%	Last	74	5.7	1,755	1.16	111.2
1d Chg	-0.033	+0.046	-0.02	-0.041	-0.005	-0.022	1d % Chg	-0.75%	-2.08%	-0.13%	+0.15%	-0.09%

## Crypto News

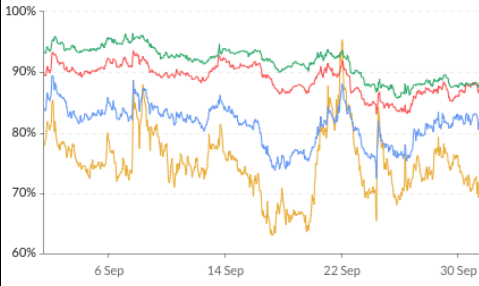
- [Bitcoin Rallies Above \\$47K; Resistance at \\$50K - Coindesk](#)
- [Why Bitcoin's pollution could grow after leaving China - The Verge](#)
- [China's Bitcoin Ban May Be Bullish for DeFi - But Only Briefly - CoinDesk](#)
- [Billion dollar Bitcoin mining industry resumes in Iran after three-month ban - Cointelegraph](#)
- [Federal Reserve Chair Jerome Powell: U.S. Has No Plans To Ban Bitcoin and Crypto - Bitcoin Magazine](#)
- [Analysis: U.S. Fed navigates policy minefield with impending digital dollar report - Reuters](#)
- [SEC extends four Bitcoin ETF deadlines by 45 days - Cointelegraph](#)
- [Global CBDC bridge needs public and private cooperation, says BIS - Cointelegraph](#)
- [Singapore finance authority grants licenses to Independent Reserve and DBS - Cointelegraph](#)
- [Value locked in DeFi grows 936% in 1 year, NFT sector strengthens: DappRadar - Cointelegraph](#)
- [Société Générale proposes historic \\$20M DAI loan in exchange for bond tokens - Cointelegraph](#)
- [DOGE co-founder sets sights on Ethereum bridge and NFTs for mass adoption - Cointelegraph](#)
- [El Salvador has started mining bitcoin with volcanos - Theblock](#)
- [Judge dismisses some claims against Bitfinex and Tether but class-action lawsuit continues - Theblock](#)
- [Bitfarms Bitcoin Production Increases on New Mining Equipment - Coindesk](#)
- [Play-to-Earn Giant Axie Infinity's Revenue Tanked 40% in September - Coindesk](#)
- [Circle Names Devron Brown, Former US House Senior Counsel for Fintech, as Director for Global Policy - Coindesk](#)



# Market Update - October 1, 2021

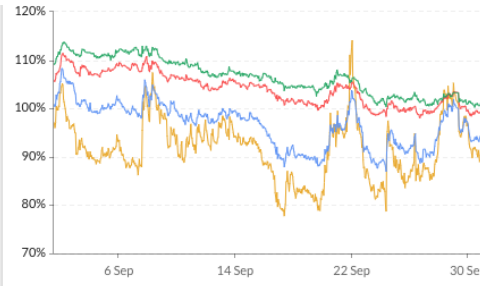
## Crypto Options

### BTC ATM Implied Vol, 1m



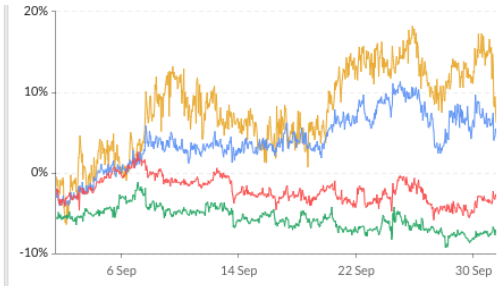
1wk ATM Vol Min: 63.0%, Max: 95.4%, Avg: 74.8%, Last: 75.0%  
 1mth ATM Vol Min: 72.5%, Max: 89.4%, Avg: 81.3%, Last: 82.0%  
 3mth ATM Vol Min: 83.1%, Max: 93.6%, Avg: 88.8%, Last: 87.2%  
 6mth ATM Vol Min: 85.7%, Max: 96.4%, Avg: 91.6%, Last: 88.5%

### ETH ATM Implied Vol, 1m



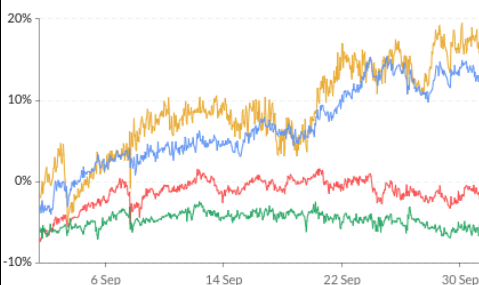
1wk ATM Vol Min: 78%, Max: 114%, Avg: 92%, Last: 88%  
 1mth ATM Vol Min: 87%, Max: 108%, Avg: 96%, Last: 93%  
 3mth ATM Vol Min: 98%, Max: 111%, Avg: 104%, Last: 102%  
 6mth ATM Vol Min: 100%, Max: 114%, Avg: 106%, Last: 104%

### BTC 25d Skew, 1m



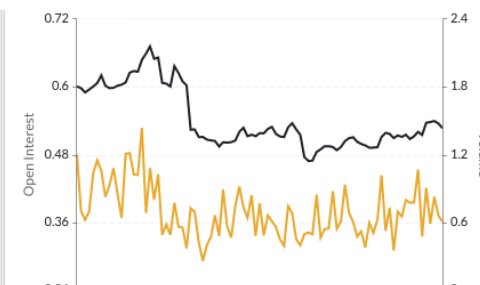
1wk 25d skew Min: -6%, Max: 18%, Avg: 8%, Last: 6%  
 1mth 25d skew Min: -4%, Max: 11%, Avg: 4%, Last: 5%  
 3mth 25d skew Min: -6%, Max: 3%, Avg: -2%, Last: -3%  
 6mth 25d skew Min: -9%, Max: -1%, Avg: -6%, Last: -7%

### ETH 25d Skew, 1m



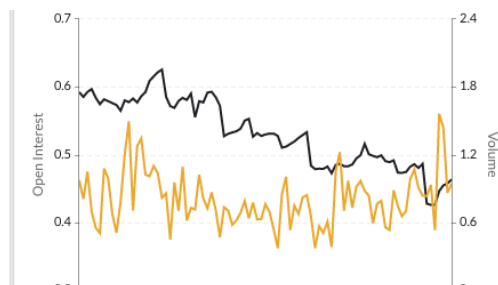
1wk 25d skew Min: -5%, Max: 20%, Avg: 9%, Last: 9%  
 1mth 25d skew Min: -4%, Max: 15%, Avg: 7%, Last: 10%  
 3mth 25d skew Min: -7%, Max: 2%, Avg: -1%, Last: -2%  
 6mth 25d skew Min: -7%, Max: -2%, Avg: -5%, Last: -6%

### BTC Put/Call Ratios, 3m



Open Interest Min: 0.47, Max: 0.67, Avg: 0.54, Last: 0.53  
 Volume Min: 0.26, Max: 1.44, Avg: 0.70, Last: 0.60

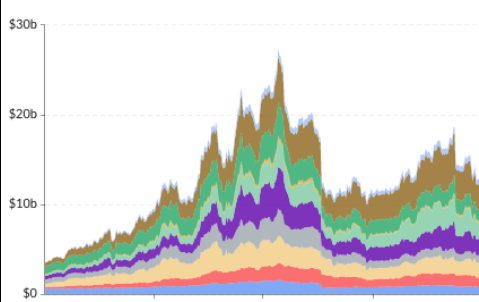
### ETH Put/Call Ratios, 3m



Open Interest Min: 0.43, Max: 0.63, Avg: 0.53, Last: 0.46  
 Volume Min: 0.37, Max: 1.56, Avg: 0.81, Last: 0.94

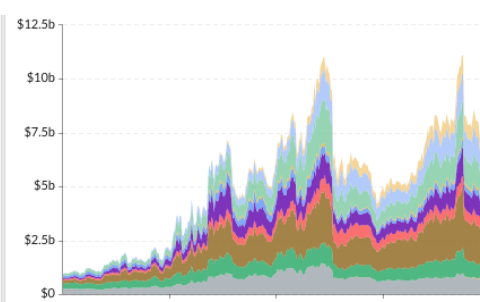
## Crypto Futures

### BTC Aggregate Open Interest, 1y



BitMEX, Deribit, CME, Huobi, Bybit, FTX, Kraken, CoinFlex, OKEx, Binance, Bitfinex

### ETH Aggregate Open Interest, 1y



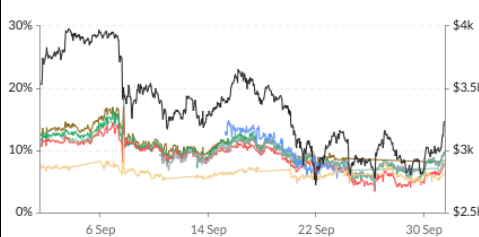
Huobi, CoinFlex, OKEx, Binance, Deribit, Bybit, BitMEX, Kraken, FTX, Bitfinex, CME

### BTC Annlzd Rolling 3m Basis, 1m



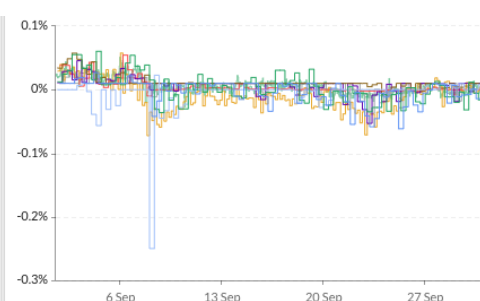
Binance Min: 6.36%, Max: 13.41%, Avg: 9.62%, Last: 7.45%  
 BitMEX Min: 2.78%, Max: 12.07%, Avg: 6.82%, Last: 5.75%  
 Deribit Min: 4.59%, Max: 13.28%, Avg: 8.73%, Last: 7.60%  
 FTX Min: 6.89%, Max: 14.27%, Avg: 10.39%, Last: 8.18%  
 Huobi Min: 4.49%, Max: 10.70%, Avg: 7.67%, Last: 7.98%  
 OKEx Min: 4.05%, Max: 12.93%, Avg: 8.24%, Last: 8.27%  
 CME\* Min: -0.85%, Max: 5.17%, Avg: 3.40%, Last: 4.02%  
 BTC Spot Index Min: \$40.50k, Max: \$52.71k, Avg: \$46.00k, Last: \$47.50k

### ETH Annlzd Rolling 3m Basis, 1m



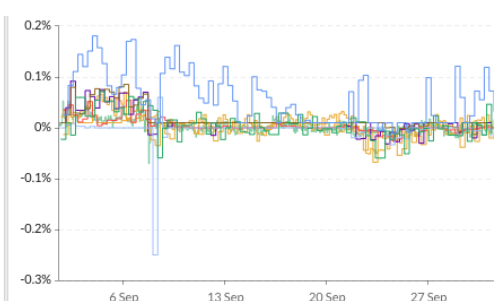
Binance Min: 7.83%, Max: 18.23%, Avg: 11.28%, Last: 9.59%  
 FTX Min: 6.36%, Max: 17.92%, Avg: 10.60%, Last: 8.41%  
 OKEx Min: 4.00%, Max: 17.12%, Avg: 9.85%, Last: 9.77%  
 Deribit Min: 3.40%, Max: 16.60%, Avg: 8.84%, Last: 7.74%  
 Huobi Min: 4.10%, Max: 12.33%, Avg: 8.60%, Last: 7.16%  
 BitMEX Min: 5.48%, Max: 14.85%, Avg: 10.07%, Last: 6.78%  
 CME\* Min: 4.63%, Max: 12.55%, Avg: 6.36%, Last: 6.45%  
 ETH Spot Index Min: \$2.72k, Max: \$3.98k, Avg: \$3.34k, Last: \$3.24k

### BTC Perp Swaps Funding, 1m



FTX Avg: 0.0057%    Huobi Avg: 0.0064%    BitMEX Avg: -0.0026%  
 Kraken Avg: -0.0091%    Deribit Avg: 0.0048%    Bybit Avg: 0.0069%  
 Binance Avg: 0.0119%    Bitfinex Avg: -0.0068%    OKEx Avg: 0.0029%

### ETH Perp Swaps Funding, 1m



Huobi Avg: -0.0023%    BitMEX Avg: 0.00581%    FTX Avg: 0.0034%  
 Kraken Avg: 0.0098%    Deribit Avg: 0.0044%    Bybit Avg: 0.0137%  
 Binance Avg: 0.0172%    Bitfinex Avg: -0.0045%    OKEx Avg: 0.0062%



**GSR**

# Market Update - October 1, 2021

## About GSR

GSR is a global leader in digital asset trading, market making, OTC derivatives, and investments. We operate in a culture of excellence and leverage our first-rate reputation, deep relationships and proprietary trading technology to move swiftly and capitalize on market opportunities.

GSR's experienced team brings together decades of institutional trading expertise, while our industry-leading proprietary technology stack anchors everything we do.

Our main service areas are: market making; proprietary and algorithmic trading; client execution; structured products; risk management solutions; and portfolio investments.

For more information or if we can help with anything, please see [gsr.io](https://gsr.io) or contact us at [gsr@gsr.io](mailto:gsr@gsr.io).

## Required Disclosures

This material is a product of the GSR Sales and Trading Department. It is not a product of a Research Department, not a research report, and not subject to all of the independence and disclosure standards applicable to research reports prepared pursuant to FINRA or CFTC research rules. This material is not independent of the Firm's proprietary interests, which may conflict with your interests. The Firm trades instruments discussed in this material for its own account. The author may have consulted with the Firm's traders and other personnel, who may have already traded based on the views expressed in this material, may trade contrary to the views expressed in this material, and may have positions in other instruments discussed herein. This material is intended only for institutional investors. Solely for purposes of the CFTC's rules and to the extent this material discusses derivatives, this material is a solicitation for entering into a derivatives transaction and should not be considered to be a derivatives research report.

This material is provided solely for informational purposes, is intended for your use only and does not constitute an offer or commitment, a solicitation of an offer or comment (except as noted for CFTC purposes), or any advice or recommendation, to enter into or conclude any transaction (whether on the indicative terms shown or otherwise), or to provide investment services in any state or country where such an offer or solicitation or provision would be illegal.

Information is based on sources considered to be reliable, but not guaranteed to be accurate or complete. Any opinions or estimates expressed herein reflect a judgment made as of the date of publication, and are subject to change without notice. Trading and investing in digital assets involves significant risks including price volatility and illiquidity and may not be suitable for all investors. GSR will not be liable whatsoever for any direct or consequential loss arising from the use of this Information. Copyright of this Information belongs to GSR. Neither this Information nor any copy thereof may be taken or rented or redistributed, directly or indirectly, without prior written permission of GSR. Not a solicitation to U.S. Entities or individuals for securities in any form. If you are such an entity, you must close this page.

## Sources

CoinGecko	Santiment	DefiPulse	WoldCoinIndex.com	Yahoo
CoinMarketCap	Skew	TradingView	Investing.com	Google