



Crypto Leaderboard

Rank	Name	Ticker	Price	1h	24h	7d	24h Vol \$m	MC \$m	1-Year Chart
1	Bitcoin	BTC	\$47,616	0%	-1%	10%	25,977	896,667	
2	Ethereum	ETH	\$3,325	-1%	-3%	9%	17,612	391,565	
3	Cardano	ADA	\$2.17	0%	-4%	-2%	1,616	69,618	
4	Tether	USDT	\$1.00	0%	0%	0%	57,679	69,041	
5	Binance	BNB	\$417.15	-1%	-3%	21%	1,358	64,625	
6	Solana	SOL	\$165.39	-1%	-3%	22%	3,140	49,373	
7	Ripple	XRP	\$1.02	-1%	-3%	8%	4,074	47,831	
8	USD//Coin	USDC	\$1.00	0%	0%	0%	1,934	32,395	
9	Polkadot	DOT	\$30.74	-1%	-4%	7%	961	31,790	
10	Dogecoin	DOGE	\$0.21	-1%	-3%	4%	1,144	28,252	

Top & Bottom Performers - Top 100 Tokens

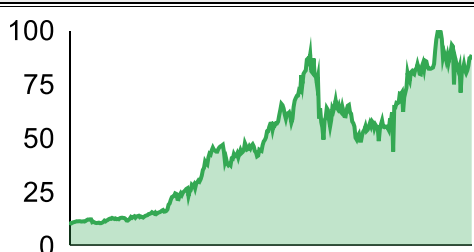
24h		7 Days		30 Days		90 Days		365 Days	
BCHA	125%	AXS	140%	AXS	86%	AXS	1,308%	AXS	122,024%
AXS	40%	OMG	93%	ALGO	63%	LUNA	610%	KICK	86,376%
FLOW	11%	OHM	46%	XTZ	61%	BCHA	583%	AAVE	55,622%
SHIB	11%	QTUM	43%	ATOM	52%	HEX	400%	DREP	51,448%
COMP	-7%	BCHA	-8%	MIOTA	-38%	KCS	-23%	FIL	-39%
SUSHI	-7%	SUSHI	-10%	ICP	-39%	HT	-23%	CTC	-57%
SRM	-7%	COMP	-10%	SAFEMOON	-40%	COMP	-34%	KLAY	-58%
MIOTA	-7%	IOST	-10%	HT	-48%	SAFEMOON	-57%	ICP	-90%

Category Performance

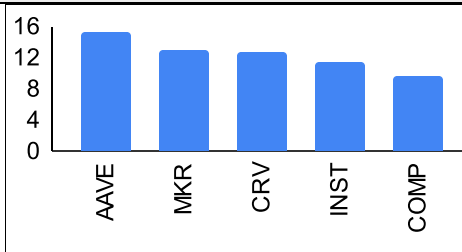
Category	1d	7d	30d	90d	365d	Ecosystem	1d	7d	30d	90d	365d
Gaming	6%	62%	13%	458%	41,307%	Terra	2%	13%	7%	24%	784%
NFTs	3%	38%	4%	216%	18,171%	Polygon	-3%	12%	-18%	41%	2,552%
Smart Contract	-2%	17%	2%	140%	1,860%	BSC	-3%	12%	-27%	76%	537%
Meme	0%	16%	-7%	-5%	8,767%	Solana	-4%	11%	-7%	109%	1,064%
Dist. Computing	-4%	13%	-28%	29%	748%	Polkadot	-3%	9%	-3%	88%	1,692%
IoT	-3%	12%	-32%	25%	409%	Cosmos	-3%	9%	-8%	25%	479%
CEXs	-3%	12%	-16%	27%	625%	xDAI	-3%	8%	-15%	212%	5,071%
DEX / B&L	-3%	11%	-14%	19%	946%	Avalanche	-1%	1%	21%	198%	782%
Defi	-3%	10%	-15%	45%	1,514%						
Privacy	-3%	10%	-29%	6%	445%						
DAOs	-4%	8%	-21%	5%	384%						

Defi

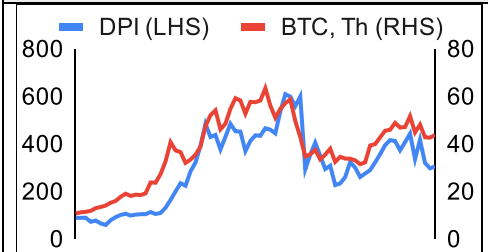
Total Value Locked, LTM, \$b



Top TVL By Protocol, \$b



DefiPulse Index, LTM



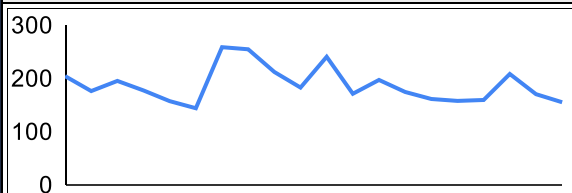


Market Update - October 4, 2021

Trading Volume

Aggregate Volumes by Product, \$b					Top Derivatives Exchanges, \$m and bps				Top Spot Exchanges, \$m			
	1d	7d	30d	O/I	Exchange	1d Vol	O/I	Mkr	Tkr	Exchange	Score	1d Vol
Spot	65	512	2,600	n/a	Binance	58,911	13,794	2.0	4.0	Binance	9.9	21,312
Perpetuals	76	602	3,140	20	Huobi Global	19,302	2,364	2.0	4.0	Coinbase	9.0	3,412
Futures	6	47	278	4	OKEx	13,028	2,784	2.0	5.0	FTX	8.6	1,921
Options	0	4	28	11	FTX	9,672	3,880	2.0	7.0	KuCoin	8.5	1,848

20 Day Volume - Top 100 Tokens, \$b



Top Volume, 1d, \$m

USDT	61,784
BTC	26,638
ETH	15,517
BUSD	4,373
XRP	3,496

Top Volume, %20d Avg

AXS	323%
QTUM	269%
HNT	256%
XTZ	240%
HOT	158%

Low Volume, %20d Avg

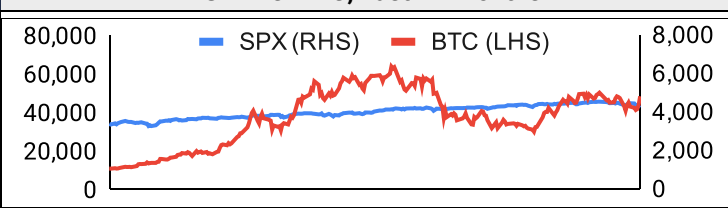
BCHA	0%
CTC	0%
BCH	31%
SUSHI	35%
HBTC	45%

Traditional Finance

Global Equity Markets

	SPX	N100	FTSE	DAX	NIKKEI	HSI
1D	1%	0%	0%	0%	-1%	-2%
7D	-2%	-2%	-1%	-3%	-6%	2%
90D	0%	1%	-1%	-4%	0%	-13%
365D	28%	31%	18%	13%	22%	4%

SPX vs. BTC, Last 12 Months



10-Year Treasury Yields

	US	Brazil	UK	Ger	Japan	HK
Last	1.50%	10.97%	1.03%	-0.21%	0.05%	1.21%
1d Chg	+0.028	-0.045	+0.0215	+0.0125	0.000	-0.077

Commodities & FX

	WTI	Gas	Gold	EUR/USD	USD/JPY
Last	76	5.7	1,749	1.16	111.2
1d % Chg	+0.	+2.24%	-0.53%	+0.29%	+0.17%

Crypto News

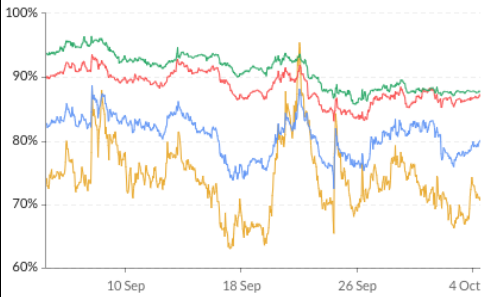
- [Bitcoin Steady Around \\$48K as OMG Token Hits 3-Year High - Coindesk](#)
- [Market Wrap: Cryptocurrencies Rally as Short Sellers Exit Positions - CoinDesk](#)
- [BTC bull run has 'at least 6 months to go' — 5 things to watch in Bitcoin this week - Cointelegraph](#)
- [Futures-based Bitcoin ETF has '75% chance of approval' in October — analyst - Cointelegraph](#)
- [Visa's New Payment System Will Accept Everything From Bitcoin to Dollars - The Motley Fool](#)
- [Hong Kong exploring CBDC as part of fintech strategy - Cointelegraph](#)
- [Brazil aims to tighten penalties for crypto-related financial crimes - Cointelegraph](#)
- [El Salvador introduces fuel subsidy of \\$0.20 per gallon to locals who pay in BTC - Cointelegraph](#)
- [Compounding problems: \\$65M more COMP at risk as devs wait for time-locked bug fix - Cointelegraph](#)
- [Ethereum fractal from 2017 that resulted in 7,000% gains for ETH appears again in 2021 - Cointelegraph](#)
- [Federal High Court of Nigeria approves eNaira CBDC rollout - Cointelegraph](#)
- [Futures-based Bitcoin ETF has '75% chance of approval' in October — analyst - Cointelegraph](#)
- [Solana NFT sells for \\$2.1 million, breaking previous network record - Theblock](#)
- [Biden admin is convening 30 countries to talk ransomware and international cybercrime - Theblock](#)
- [Biden team is looking to bank regulation to solve the stablecoin question - Theblock](#)
- [Axie Infinity is launching a decentralized exchange - Theblock](#)
- [Fed to Launch CBDC Review as Early as This Week: Report - Coindesk](#)



Market Update - October 4, 2021

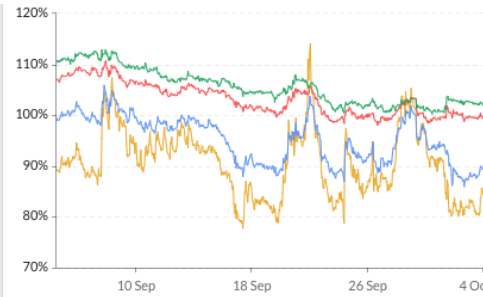
Crypto Options

BTC ATM Implied Vol, 1m



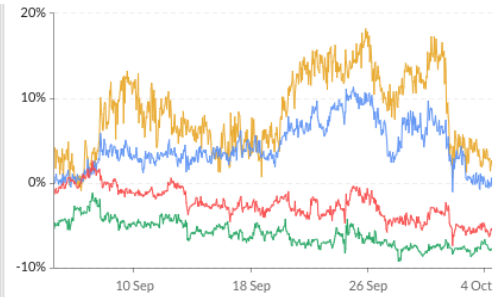
1wk ATM Vol Min: 63.0%, Max: 95.4%, Avg: 74.0%, Last: 71.1%
 1mth ATM Vol Min: 72.5%, Max: 88.7%, Avg: 80.7%, Last: 80.0%
 3mth ATM Vol Min: 83.1%, Max: 93.6%, Avg: 88.4%, Last: 87.2%
 6mth ATM Vol Min: 85.7%, Max: 96.4%, Avg: 91.0%, Last: 87.8%

ETH ATM Implied Vol, 1m



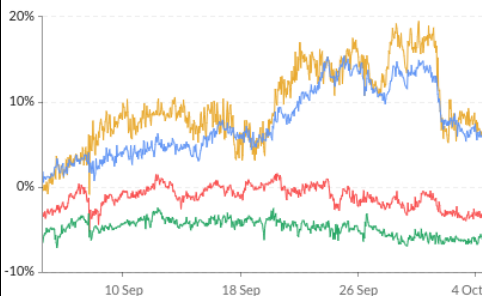
1wk ATM Vol Min: 78%, Max: 114%, Avg: 90%, Last: 82%
 1mth ATM Vol Min: 86%, Max: 106%, Avg: 95%, Last: 89%
 3mth ATM Vol Min: 98%, Max: 111%, Avg: 103%, Last: 99%
 6mth ATM Vol Min: 100%, Max: 113%, Avg: 106%, Last: 101%

BTC 25d Skew, 1m



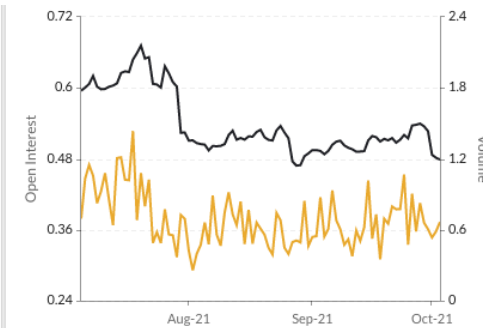
1wk 25d skew Min: -1%, Max: 18%, Avg: 8%, Last: 2%
 1mth 25d skew Min: -1%, Max: 11%, Avg: 4%, Last: 0%
 3mth 25d skew Min: -7%, Max: 3%, Avg: -2%, Last: -6%
 6mth 25d skew Min: -9%, Max: -1%, Avg: -6%, Last: -8%

ETH 25d Skew, 1m



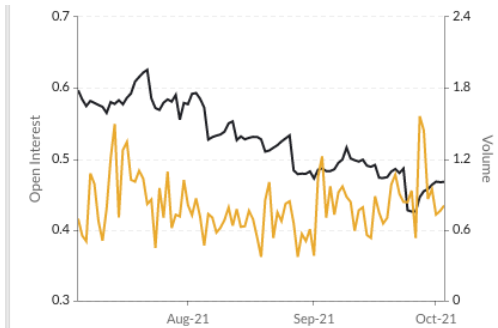
1wk 25d skew Min: -1%, Max: 20%, Avg: 10%, Last: 6%
 1mth 25d skew Min: 1%, Max: 15%, Avg: 8%, Last: 6%
 3mth 25d skew Min: -5%, Max: 2%, Avg: -1%, Last: -3%
 6mth 25d skew Min: -7%, Max: -2%, Avg: -5%, Last: -6%

BTC Put/Call Ratios, 3m



Open Interest Min: 0.47, Max: 0.67, Avg: 0.54, Last: 0.48
 Volume Min: 0.26, Max: 1.44, Avg: 0.69, Last: 0.67

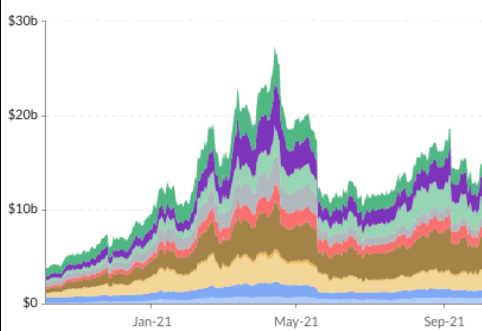
ETH Put/Call Ratios, 3m



Open Interest Min: 0.43, Max: 0.63, Avg: 0.53, Last: 0.47
 Volume Min: 0.37, Max: 1.56, Avg: 0.80, Last: 0.81

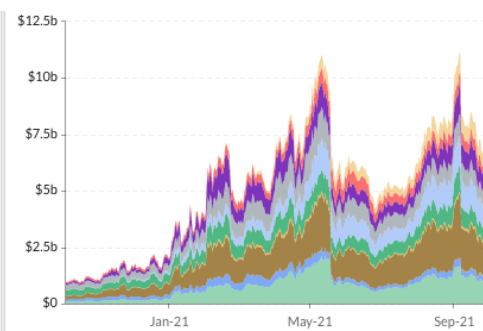
Crypto Futures

BTC Aggregate Open Interest, 1y



Bitfinex, Huobi, CoinFlex, FTX, BITMEX, Bybit, CME, Kraken, Binance, Deribit

ETH Aggregate Open Interest, 1y



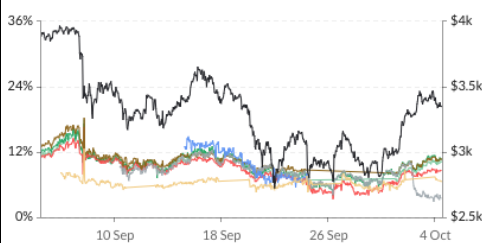
FTX, Bitfinex, Huobi, CoinFlex, Bybit, BITMEX, Binance, Deribit, Kraken, CME, OKEx

BTC Annlzd Rolling 3m Basis, 1m



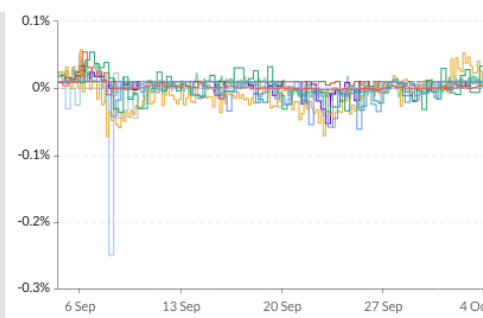
FTX Min: 6.89%, Max: 14.27%, Avg: 10.14%, Last: 9.53%
 Binance Min: 6.36%, Max: 13.41%, Avg: 9.28%, Last: 8.01%
 OKEx Min: 4.05%, Max: 12.93%, Avg: 8.07%, Last: 8.48%
 Deribit Min: 4.59%, Max: 13.28%, Avg: 8.51%, Last: 8.28%
 BITMEX Min: 2.78%, Max: 12.07%, Avg: 6.54%, Last: 7.01%
 Huobi Min: 2.74%, Max: 10.70%, Avg: 7.29%, Last: 2.85%
 CME* Min: -0.85%, Max: 6.19%, Avg: 3.57%, Last: 5.40%
 BTC Spot Index Min: \$40.50k, Max: \$52.71k, Avg: \$45.84k, Last: \$47.64k

ETH Annlzd Rolling 3m Basis, 1m



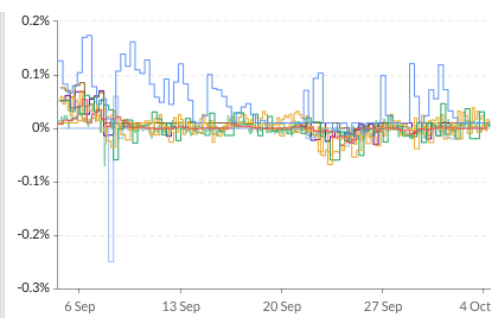
FTX Min: 6.36%, Max: 17.92%, Avg: 10.24%, Last: 10.22%
 OKEx Min: 4.00%, Max: 17.12%, Avg: 9.62%, Last: 10.79%
 Deribit Min: 3.40%, Max: 16.60%, Avg: 8.53%, Last: 8.60%
 Binance Min: 7.83%, Max: 18.23%, Avg: 10.85%, Last: 10.54%
 Huobi Min: 2.93%, Max: 12.33%, Avg: 8.21%, Last: 3.52%
 BITMEX Min: 5.48%, Max: 14.85%, Avg: 10.07%, Last: 6.78%
 CME* Min: 4.63%, Max: 12.55%, Avg: 6.28%, Last: 6.70%
 ETH Spot Index Min: \$2.72k, Max: \$3.97k, Avg: \$3.29k, Last: \$3.34k

BTC Perp Swaps Funding, 1m



FTX Avg: 0.0041% Bybit Avg: 0.0055% Binance Avg: 0.0089%
 Bitfinex Avg: -0.0059% Kraken Avg: -0.0085% OKEx Avg: 0.0001%
 Huobi Avg: 0.0056% BITMEX Avg: -0.0030% Deribit Avg: 0.0028%

ETH Perp Swaps Funding, 1m



FTX Avg: 0.0015% Bybit Avg: 0.0096% Binance Avg: 0.0135%
 Bitfinex Avg: -0.0050% Kraken Avg: 0.0078% OKEx Avg: 0.0036%
 Huobi Avg: -0.0035% BITMEX Avg: 0.0483% Deribit Avg: 0.0021%



GSR

Market Update - October 4, 2021

About GSR

GSR is a global leader in digital asset trading, market making, OTC derivatives, and investments. We operate in a culture of excellence and leverage our first-rate reputation, deep relationships and proprietary trading technology to move swiftly and capitalize on market opportunities.

GSR's experienced team brings together decades of institutional trading expertise, while our industry-leading proprietary technology stack anchors everything we do.

Our main service areas are: market making; proprietary and algorithmic trading; client execution; structured products; risk management solutions; and portfolio investments.

For more information or if we can help with anything, please see gsr.io or contact us at gsr@gsr.io.

Required Disclosures

This material is a product of the GSR Sales and Trading Department. It is not a product of a Research Department, not a research report, and not subject to all of the independence and disclosure standards applicable to research reports prepared pursuant to FINRA or CFTC research rules. This material is not independent of the Firm's proprietary interests, which may conflict with your interests. The Firm trades instruments discussed in this material for its own account. The author may have consulted with the Firm's traders and other personnel, who may have already traded based on the views expressed in this material, may trade contrary to the views expressed in this material, and may have positions in other instruments discussed herein. This material is intended only for institutional investors. Solely for purposes of the CFTC's rules and to the extent this material discusses derivatives, this material is a solicitation for entering into a derivatives transaction and should not be considered to be a derivatives research report.

This material is provided solely for informational purposes, is intended for your use only and does not constitute an offer or commitment, a solicitation of an offer or comment (except as noted for CFTC purposes), or any advice or recommendation, to enter into or conclude any transaction (whether on the indicative terms shown or otherwise), or to provide investment services in any state or country where such an offer or solicitation or provision would be illegal.

Information is based on sources considered to be reliable, but not guaranteed to be accurate or complete. Any opinions or estimates expressed herein reflect a judgment made as of the date of publication, and are subject to change without notice. Trading and investing in digital assets involves significant risks including price volatility and illiquidity and may not be suitable for all investors. GSR will not be liable whatsoever for any direct or consequential loss arising from the use of this Information. Copyright of this Information belongs to GSR. Neither this Information nor any copy thereof may be taken or rented or redistributed, directly or indirectly, without prior written permission of GSR. Not a solicitation to U.S. Entities or individuals for securities in any form. If you are such an entity, you must close this page.

Sources

CoinGecko	Santiment	DefiPulse	WoldCoinIndex.com	Yahoo
CoinMarketCap	Skew	TradingView	Investing.com	Google