

**GSR**

Market Update - October 5, 2021

Crypto Leaderboard

Rank	Name	Ticker	Price	1h	24h	7d	24h Vol \$m	MC \$m	1-Year Chart
1	Bitcoin	BTC	\$49,980	0%	4%	18%	36,152	941,391	
2	Ethereum	ETH	\$3,447	0%	3%	17%	20,829	405,636	
3	Cardano	ADA	\$2.23	-1%	2%	4%	1,541	71,261	
4	Tether	USDT	\$1.00	0%	0%	1%	71,245	68,887	
5	Binance	BNB	\$441.00	0%	5%	31%	1,552	68,081	
6	Solana	SOL	\$168.11	-1%	1%	23%	2,874	50,108	
7	Ripple	XRP	\$1.07	1%	3%	16%	4,616	49,859	
8	Polkadot	DOT	\$31.76	-1%	2%	15%	1,085	32,958	
9	USD//Coin	USDC	\$1.00	0%	0%	0%	2,507	32,362	
10	Dogecoin	DOGE	\$0.24	0%	10%	19%	3,641	31,393	

Top & Bottom Performers - Top 100 Tokens

24h		7 Days		30 Days		90 Days		365 Days	
SHIB	57%	AXS	115%	SHIB	85%	AXS	905%	AXS	108,520%
KLAY	15%	SHIB	106%	AXS	66%	BCHA	575%	KICK	85,393%
ICP	14%	OMG	73%	ALGO	54%	LUNA	545%	AAVE	58,022%
MINA	12%	ICX	55%	XTZ	50%	AVAX	401%	DREP	52,486%
DYDX	-6%	XDC	-5%	SAFEMOON	-37%	KCS	-18%	FIL	-35%
OMG	-8%	COMP	-8%	FIL	-38%	HT	-21%	KLAY	-52%
XTZ	-8%	DESO	-8%	COMP	-39%	COMP	-28%	CTC	-60%
AXS	-9%	BCHA	-16%	HT	-50%	SAFEMOON	-51%	ICP	-89%

Category Performance

Category	1d	7d	30d	90d	365d	Ecosystem	1d	7d	30d	90d	365d
Meme	1%	61%	31%	35%	12,214%	Terra	-1%	23%	2%	28%	872%
Gaming	1%	51%	4%	308%	36,789%	BSC	3%	20%	-26%	43%	2,649%
NFTs	1%	39%	-4%	147%	16,274%	Polygon	2%	20%	-17%	76%	569%
Dist. Computing	5%	27%	-28%	38%	818%	Solana	2%	19%	-4%	111%	1,064%
Smart Contract	2%	25%	-2%	136%	1,855%	xDAI	2%	18%	-18%	87%	1,672%
IoT	3%	25%	-29%	29%	447%	Cosmos	1%	18%	-11%	29%	512%
Privacy	2%	21%	-28%	13%	466%	Polkadot	2%	17%	-4%	191%	4,884%
DEX / B&L	1%	18%	-15%	22%	1,122%	Avalanche	1%	4%	19%	201%	775%
Defi	1%	18%	-18%	45%	1,573%						
CEXs	1%	17%	-17%	30%	656%						
DAOs	1%	16%	-23%	8%	419%						

Defi

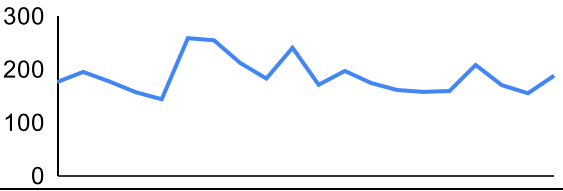
Total Value Locked, LTM, \$b	Top TVL By Protocol, \$b	DefiPulse Index, LTM

**GSR**

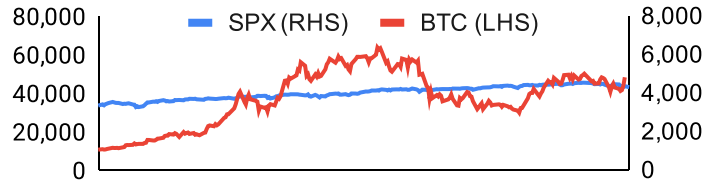
Market Update - October 5, 2021

Trading Volume

Aggregate Volumes by Product, \$b					Top Derivatives Exchanges, \$m and bps					Top Spot Exchanges, \$m		
	1d	7d	30d	O/I	Exchange	1d Vol	O/I	Mkr	Tkr	Exchange	Score	1d Vol
Spot	79	490	2,680	n/a	Binance	70,272	15,021	2.0	4.0	Binance	9.8	27,949
Perpetuals	94	599	3,210	22	Huobi Global	23,236	2,434	2.0	4.0	Coinbase	9.0	5,460
Futures	8	47	286	4	OKEx	17,675	2,950	2.0	5.0	KuCoin	8.5	2,407
Options	1	4	28	12	FTX	11,974	4,247	2.0	7.0	FTX	8.5	2,570

20 Day Volume - Top 100 Tokens, \$b					Top Volume, 1d, \$m		Top Volume, %20d Avg		Low Volume, %20d Avg	
					USDT	74,166	SHIB	708%	BCHA	0%
					BTC	33,383	AXS	399%	CTC	0%
					ETH	17,747	FLOW	368%	BCH	31%
					BUSD	6,226	DOGE	259%	HT	41%
					SHIB	5,114	ENJ	243%	SUSHI	44%

Traditional Finance

Global Equity Markets							SPX vs. BTC, Last 12 Months	
	SPX	N100	FTSE	DAX	NIKKEI	HSI		
1D	-1%	1%	1%	1%	-2%	0%		
7D	-1%	0%	0%	-2%	-6%	-2%		
90D	-1%	1%	-1%	-6%	-1%	-14%		
365D	26%	31%	19%	12%	19%	1%		

10-Year Treasury Yields							Commodities & FX					
	US	Brazil	UK	Ger	Japan	HK		WTI	Gas	Gold	EUR/USD	USD/JPY
Last	1.50%	10.97%	1.03%	-0.22%	0.06%	1.24%	Last	79	6.0	1,758	1.16	111.2
1d Chg	+0.014	-0.045	+0.0200	-0.004	+0.001	-0.022	1d % Chg	+1.	+3.97%	-0.52%	-0.15%	+0.27%

Crypto News

[Bitcoin Rises to \\$50K, Next Resistance Around \\$52K-\\$55K - Coindesk](#)

[Bitcoin Surpasses Facebook In Market Capitalization - Bitcoin Magazine](#)

[Hong Kong takes first steps on digital currency, seeks comments on 'e-HKD' - South China Morning Post](#)

[Laos to Study Digital Currency With Help From Japanese Fintech, Report Reveals - Bitcoin News - Bitcoin News](#)

[Total Value Locked Across Multiple Defi Chains Nears \\$200 Billion - Ethereum's TVL Dominance 69% - Defi Bitcoin News - Bitcoin News](#)

[Judge in Ripple cryptocurrency case wants token holders' views - Reuters](#)

[Axie Infinity developer secures \\$152M in Series B funding from investors - Cointelegraph](#)

[Circle reveals cooperation in ongoing SEC investigation - Cointelegraph](#)

[Bank of America offers bullish outlook for DeFi and NFTs - Cointelegraph](#)

[Crypto transactions surge 706% in Asia as institutional adoption grows - Chainalysis - Cointelegraph](#)

[Silvergate Bank issues \\$100M credit line to mining firm Marathon Digital - Cointelegraph](#)

[Korean crypto exchange Upbit to halt withdrawals for unverified users - Cointelegraph](#)

[Citadel's CEO says regulatory uncertainty is keeping the firm out of crypto - Theblock](#)

[Dapper Labs acquires Lil Miquela creator Brud to build a unit focused on DAOs - Theblock](#)

[Bitcoin miner Greenidge says it mined nearly \\$35 million in bitcoin during 2021's third quarter - Theblock](#)

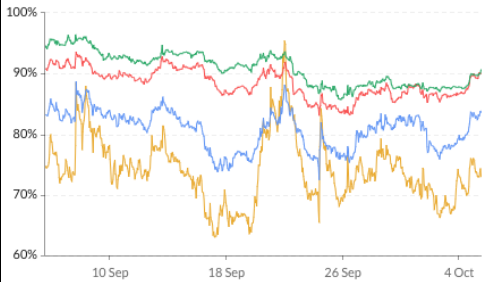
[NFT Trading Volume Surges 700% to \\$10.7B in Q3](#)

[Blockstream's Liquid Network Faces Delay in Processing as Transactions Begin to Stack Up](#)

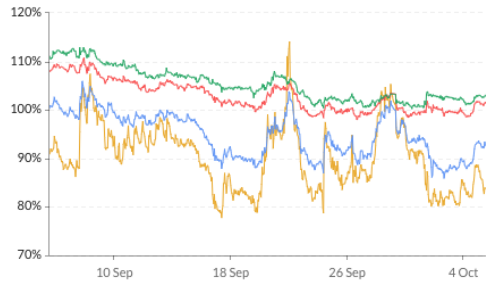
**GSR**

Market Update - October 5, 2021

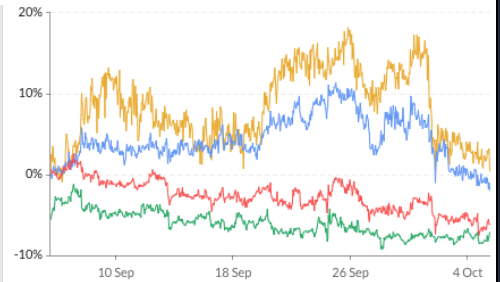
Crypto Options

BTC ATM Implied Vol, 1m

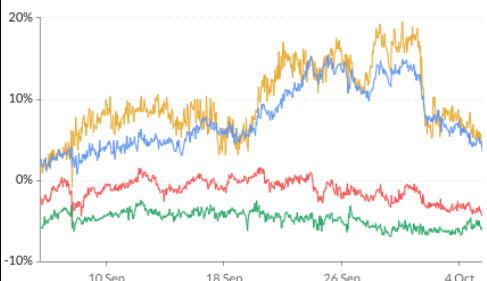
1wk ATM Vol Min: 63.0%, Max: 95.4%, Avg: 74.0%, Last: 73.0%
1mth ATM Vol Min: 72.5%, Max: 88.7%, Avg: 80.7%, Last: 83.6%
3mth ATM Vol Min: 83.1%, Max: 93.6%, Avg: 88.4%, Last: 90.0%
6mth ATM Vol Min: 85.7%, Max: 96.4%, Avg: 90.8%, Last: 90.7%

ETH ATM Implied Vol, 1m

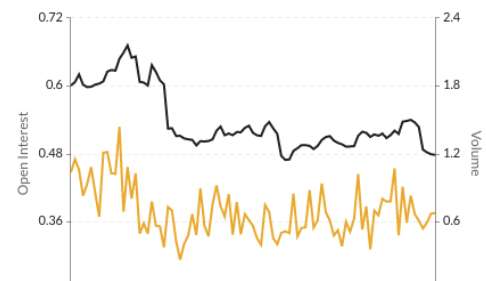
1wk ATM Vol Min: 78%, Max: 114%, Avg: 90%, Last: 84%
1mth ATM Vol Min: 86%, Max: 106%, Avg: 95%, Last: 93%
3mth ATM Vol Min: 98%, Max: 111%, Avg: 103%, Last: 101%
6mth ATM Vol Min: 100%, Max: 113%, Avg: 105%, Last: 103%

BTC 25d Skew, 1m

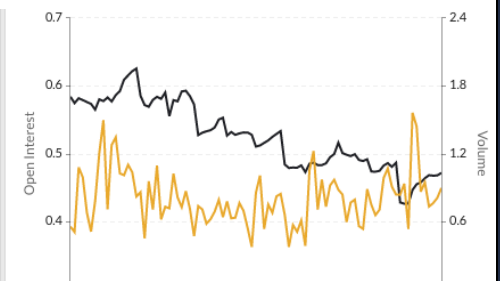
1wk 25d skew Min: -1%, Max: 18%, Avg: 8%, Last: 0%
1mth 25d skew Min: -2%, Max: 11%, Avg: 4%, Last: -2%
3mth 25d skew Min: -8%, Max: 3%, Avg: -3%, Last: -6%
6mth 25d skew Min: -9%, Max: -1%, Avg: -6%, Last: -7%

ETH 25d Skew, 1m

1wk 25d skew Min: -1%, Max: 20%, Avg: 10%, Last: 4%
1mth 25d skew Min: 1%, Max: 15%, Avg: 8%, Last: 4%
3mth 25d skew Min: -5%, Max: 2%, Avg: -1%, Last: -4%
6mth 25d skew Min: -7%, Max: -2%, Avg: -5%, Last: -6%

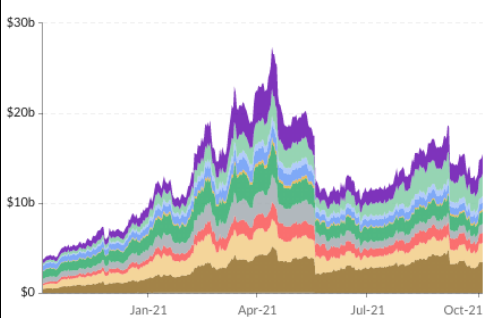
BTC Put/Call Ratios, 3m

Open Interest Min: 0.47, Max: 0.67, Avg: 0.54, Last: 0.48
Volume Min: 0.26, Max: 1.44, Avg: 0.69, Last: 0.67

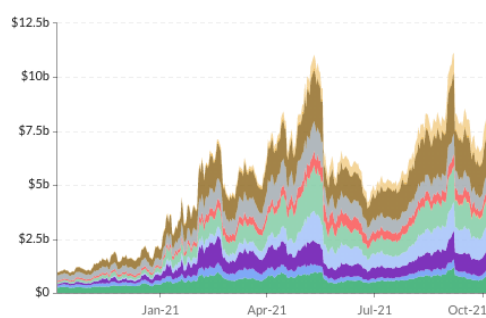
ETH Put/Call Ratios, 3m

Open Interest Min: 0.43, Max: 0.63, Avg: 0.53, Last: 0.47
Volume Min: 0.37, Max: 1.56, Avg: 0.80, Last: 0.89

Crypto Futures

BTC Aggregate Open Interest, 1y

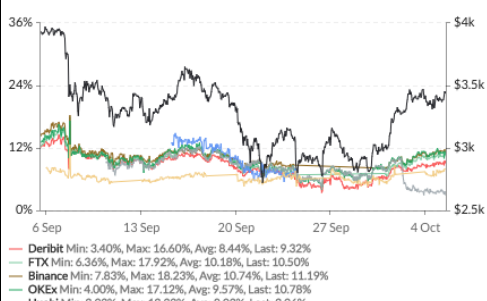
● CoinFlex ● Binance ● CME ● Deribit ● Huobi ● OKEx
● Kraken ● BitMEX ● Bitfinex ● FTX ● Bybit

ETH Aggregate Open Interest, 1y

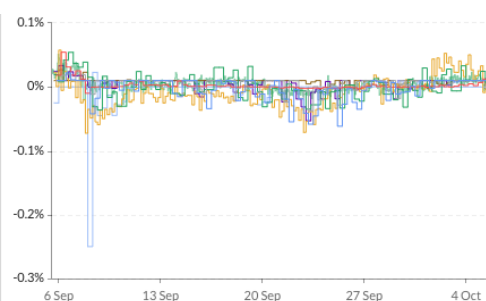
● OKEx ● BitMEX ● Bybit ● Bitfinex ● FTX ● CoinFlex
● Deribit ● Huobi ● Binance ● Kraken ● CME

BTC Annlzd Rolling 3m Basis, 1m

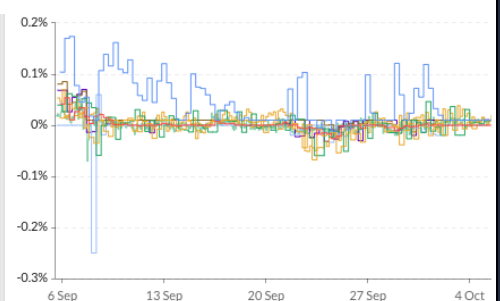
Binance Min: 6.36%, Max: 13.41%, Avg: 9.22%, Last: 9.66%
BitMEX Min: 2.78%, Max: 12.07%, Avg: 6.48%, Last: 8.23%
Deribit Min: 4.59%, Max: 13.28%, Avg: 8.47%, Last: 9.81%
FTX Min: 6.89%, Max: 14.27%, Avg: 10.11%, Last: 11.32%
Huobi Min: 2.74%, Max: 10.70%, Avg: 7.13%, Last: 3.48%
OKEx Min: 4.05%, Max: 12.93%, Avg: 8.05%, Last: 9.62%
CME* Min: -0.85%, Max: 8.93%, Avg: 3.72%, Last: 8.93%
BTC Spot Index Min: \$40.50k, Max: \$52.71k, Avg: \$45.80k, Last: \$49.89k

ETH Annlzd Rolling 3m Basis, 1m

Deribit Min: 3.40%, Max: 16.60%, Avg: 8.44%, Last: 9.32%
FTX Min: 6.36%, Max: 17.92%, Avg: 10.18%, Last: 10.50%
Binance Min: 7.83%, Max: 18.23%, Avg: 10.74%, Last: 11.19%
OKEx Min: 4.00%, Max: 17.12%, Avg: 9.57%, Last: 10.78%
Huobi Min: 2.93%, Max: 12.33%, Avg: 8.03%, Last: 2.96%
BitMEX Min: 5.48%, Max: 14.85%, Avg: 10.07%, Last: 6.78%
CME* Min: 4.63%, Max: 12.55%, Avg: 6.33%, Last: 7.91%
ETH Spot Index Min: \$2,72k, Max: \$3,97k, Avg: \$3,28k, Last: \$3,45k

BTC Perp Swaps Funding, 1m

FTX Avg: 0.0038% Bybit Avg: 0.0054% Binance Avg: 0.0086%
Bitfinex Avg: -0.0056% Kraken Avg: -0.0088% OKEx Avg: 0.0003%
Huobi Avg: 0.0056% BitMEX Avg: -0.0030% Deribit Avg: 0.0027%

ETH Perp Swaps Funding, 1m

FTX Avg: 0.0013% Bybit Avg: 0.0083% Binance Avg: 0.0115%
Bitfinex Avg: -0.0050% Kraken Avg: 0.0044% OKEx Avg: 0.0023%
Huobi Avg: -0.0035% BitMEX Avg: 0.0448% Deribit Avg: 0.0015%

**GSR**

Market Update - October 5, 2021

About GSR

GSR is a global leader in digital asset trading, market making, OTC derivatives, and investments. We operate in a culture of excellence and leverage our first-rate reputation, deep relationships and proprietary trading technology to move swiftly and capitalize on market opportunities.

GSR's experienced team brings together decades of institutional trading expertise, while our industry-leading proprietary technology stack anchors everything we do.

Our main service areas are: market making; proprietary and algorithmic trading; client execution; structured products; risk management solutions; and portfolio investments.

For more information or if we can help with anything, please see gsr.io or contact us at gsr@gsr.io.

Required Disclosures

This material is a product of the GSR Sales and Trading Department. It is not a product of a Research Department, not a research report, and not subject to all of the independence and disclosure standards applicable to research reports prepared pursuant to FINRA or CFTC research rules. This material is not independent of the Firm's proprietary interests, which may conflict with your interests. The Firm trades instruments discussed in this material for its own account. The author may have consulted with the Firm's traders and other personnel, who may have already traded based on the views expressed in this material, may trade contrary to the views expressed in this material, and may have positions in other instruments discussed herein. This material is intended only for institutional investors. Solely for purposes of the CFTC's rules and to the extent this material discusses derivatives, this material is a solicitation for entering into a derivatives transaction and should not be considered to be a derivatives research report.

This material is provided solely for informational purposes, is intended for your use only and does not constitute an offer or commitment, a solicitation of an offer or comment (except as noted for CFTC purposes), or any advice or recommendation, to enter into or conclude any transaction (whether on the indicative terms shown or otherwise), or to provide investment services in any state or country where such an offer or solicitation or provision would be illegal.

Information is based on sources considered to be reliable, but not guaranteed to be accurate or complete. Any opinions or estimates expressed herein reflect a judgment made as of the date of publication, and are subject to change without notice. Trading and investing in digital assets involves significant risks including price volatility and illiquidity and may not be suitable for all investors. GSR will not be liable whatsoever for any direct or consequential loss arising from the use of this Information. Copyright of this Information belongs to GSR. Neither this Information nor any copy thereof may be taken or rented or redistributed, directly or indirectly, without prior written permission of GSR. Not a solicitation to U.S. Entities or individuals for securities in any form. If you are such an entity, you must close this page.

Sources

CoinGecko	Santiment	DefiPulse	WoldCoinIndex.com	Yahoo
CoinMarketCap	Skew	TradingView	Investing.com	Google