



Crypto Leaderboard

Rank	Name	Ticker	Price	1h	24h	7d	24h Vol \$m	MC \$m	1-Year Chart
1	Bitcoin	BTC	\$52,488	2%	5%	28%	39,923	986,158	
2	Ethereum	ETH	\$3,462	2%	1%	24%	20,710	407,856	
3	Cardano	ADA	\$2.18	2%	-2%	7%	1,819	69,815	
4	Tether	USDT	\$1.01	1%	1%	1%	82,456	69,660	
5	Binance	BNB	\$430.56	2%	-2%	30%	1,679	66,515	
6	Ripple	XRP	\$1.06	2%	-1%	18%	4,861	49,182	
7	Solana	SOL	\$156.63	1%	-7%	20%	3,002	45,854	
8	Dogecoin	DOGE	\$0.25	1%	6%	29%	5,411	33,179	
9	USD//Coin	USDC	\$1.01	1%	1%	1%	2,448	32,659	
10	Polkadot	DOT	\$30.44	2%	-4%	16%	1,304	31,080	

Top & Bottom Performers - Top 100 Tokens

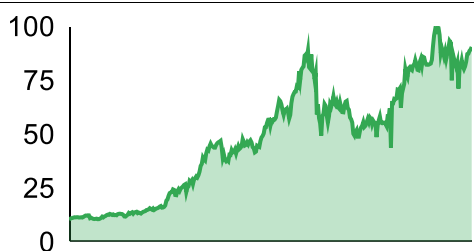
24h		7 Days		30 Days		90 Days		365 Days	
SHIB	56%	SHIB	224%	SHIB	219%	AXS	942%	AXS	99,576%
DOGE	6%	AXS	84%	AXS	59%	BCHA	610%	KICK	89,054%
XEM	6%	OMG	62%	ATOM	38%	LUNA	528%	AAVE	67,110%
KLAY	6%	ICX	54%	XTZ	33%	AVAX	398%	DREP	57,271%
ALGO	-8%	DESO	-5%	TFUEL	-36%	HT	-22%	FIL	-37%
GRT	-8%	COMP	-6%	PERP	-40%	TFUEL	-23%	KLAY	-51%
DYDX	-8%	XEC	-13%	COMP	-42%	COMP	-29%	CTC	-59%
OMG	-10%	BCHA	-27%	HT	-55%	SAFEMOON	-45%	ICP	-89%

Category Performance

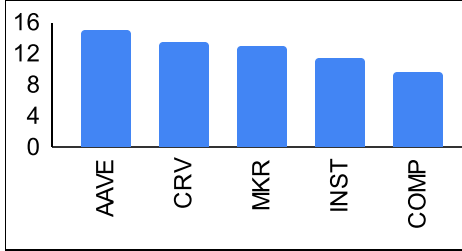
Category	1d	7d	30d	90d	365d	Ecosystem	1d	7d	30d	90d	365d
Meme	15%	126%	100%	104%	17,394%	BSC	-1%	18%	-25%	39%	811%
Gaming	-5%	42%	1%	329%	33,842%	Terra	-4%	15%	0%	49%	2,976%
NFTs	-6%	31%	-7%	161%	15,030%	Polygon	-4%	13%	-20%	77%	603%
Dist. Computing	-6%	22%	-27%	45%	912%	Cosmos	-4%	11%	-16%	114%	1,130%
IoT	-5%	20%	-32%	38%	484%	Polkadot	-5%	11%	-8%	90%	1,658%
Smart Contract	-6%	16%	-9%	136%	1,912%	xDAI	-6%	10%	-24%	31%	587%
Privacy	-5%	15%	-29%	20%	465%	Solana	-5%	10%	-13%	186%	4,749%
DEX / B&L	-6%	12%	-20%	26%	1,133%	Avalanche	-4%	-3%	14%	199%	800%
Defi	-6%	11%	-22%	47%	1,558%						
DAOs	-6%	10%	-26%	11%	473%						
CEXs	-4%	7%	-24%	30%	657%						

Defi

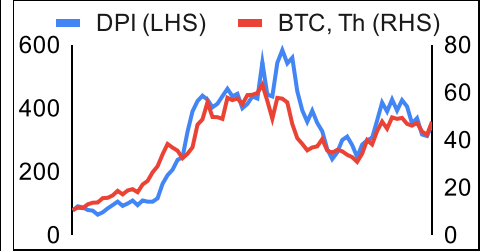
Total Value Locked, LTM, \$b



Top TVL By Protocol, \$b



DefiPulse Index, LTM





Market Update - October 6, 2021

Trading Volume

Aggregate Volumes by Product, \$b					Top Derivatives Exchanges, \$m and bps				Top Spot Exchanges, \$m			
	1d	7d	30d	O/I	Exchange	1d Vol	O/I	Mkr	Tkr	Exchange	Score	1d Vol
Spot	100	523	2,810	n/a	Binance	64,758	14,955	2.0	4.0	Binance	9.8	34,759
Perpetuals	93	636	3,370	22	Huobi Global	23,234	2,389	2.0	4.0	Coinbase	8.9	7,077
Futures	8	51	301	4	OKEx	18,389	2,959	2.0	5.0	FTX	8.5	2,749
Options	1	5	30	12	FTX	12,034	4,345	2.0	7.0	Kraken	8.4	1,282

20 Day Volume - Top 100 Tokens, \$b				Top Volume, 1d, \$m		Top Volume, %20d Avg		Low Volume, %20d Avg	
				USDT	76,211	SHIB	795%	BCHA	0%
				BTC	35,874	SC	304%	CTC	1%
				ETH	16,633	DOGE	288%	BCH	31%
				SHIB	9,383	AMP	259%	HT	36%
				BUSD	6,031	HOT	235%	PAX	43%

Traditional Finance

Global Equity Markets							SPX vs. BTC, Last 12 Months	
	SPX	N100	FTSE	DAX	NIKKEI	HSI		
1D	1%	-2%	-2%	-2%	-1%	-1%		
7D	0%	-1%	-2%	-1%	-7%	-2%		
90D	1%	2%	-1%	-4%	-1%	-11%		
365D	29%	29%	17%	13%	18%	0%		

10-Year Treasury Yields							Commodities & FX					
	US	Brazil	UK	Ger	Japan	HK	Last	WTI	Gas	Gold	EUR/USD	USD/JPY
Last	1.55%	11.08%	1.11%	-0.17%	0.08%	1.29%	Last	78	6.1	1,755	1.15	111.4
1d Chg	+0.017	+0.046	+0.0270	+0.0165	-0.009	+0.033	1d % Chg	-0.84%	-2.80%	-0.32%	-0.50%	-0.04%

Crypto News

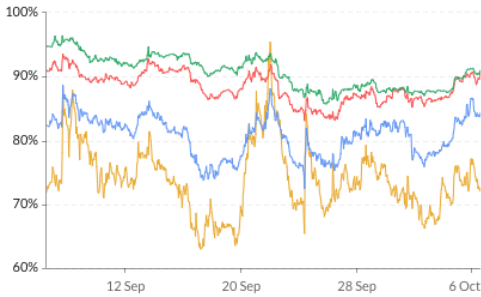
- [Bitcoin Approaching Resistance Near \\$52K; Support Between \\$48K-\\$50K - Coindesk](#)
- [Bitcoin Futures Premium on CME Surges as ETF Speculation Grips Market - Coindesk](#)
- [Lightning Network Now Houses Over 3,000 Bitcoin - Bitcoin Magazine](#)
- [Liquid network block production resumes following transaction processing issues - Cointelegraph](#)
- [Traders pile into altcoins after Bitcoin bulls take hold of \\$50K - Cointelegraph](#)
- [US Bank launches bitcoin custody service as institutions race to cater to crypto demand - CNBC](#)
- [Elizabeth Warren's ransomware bill would require crypto disclosures - Markets Insider](#)
- [UAE crypto exchange BitOasis raises \\$30M to expand in MENA - Cointelegraph](#)
- [Mirror opens access to its blockchain blogging platform to all - Cointelegraph](#)
- [Laos partners with Soramitsu on CBDC research as regulated crypto mining begins - Cointelegraph](#)
- [Gensler confirms SEC won't ban crypto... but Congress could - Cointelegraph](#)
- [Crypto analytics startup Chainalysis acquires cybercrime forensics firm Excygent - Theblock](#)
- [US lawmaker proposes safe harbor for digital tokens in new bill - Cointelegraph](#)
- [MetaMask pushes institutional offering with BitGo integration - Cointelegraph](#)
- [Arab Bank has chosen Tezos to facilitate institutional custody service - Cointelegraph](#)
- [Indian crypto exchange CoinSwitch Kuber raises \\$260 million in Series C funding from a16z and others - Theblock](#)
- [Two massive bills are in Congressional limbo. Here's what that means for crypto - Theblock](#)



Market Update - October 6, 2021

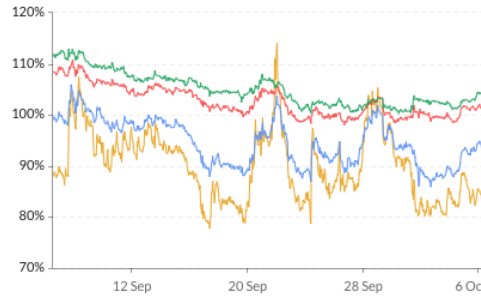
Crypto Options

BTC ATM Implied Vol, 1m



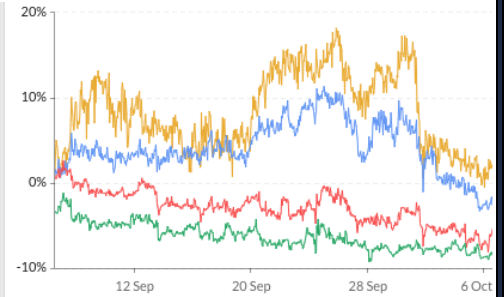
1wk ATM Vol Min: 63.0%, Max: 95.4%, Avg: 73.9%, Last: 72.3%
 1mth ATM Vol Min: 72.5%, Max: 88.7%, Avg: 80.7%, Last: 84.3%
 3mth ATM Vol Min: 83.1%, Max: 93.6%, Avg: 88.3%, Last: 90.6%
 6mth ATM Vol Min: 85.7%, Max: 96.4%, Avg: 90.7%, Last: 91.0%

ETH ATM Implied Vol, 1m



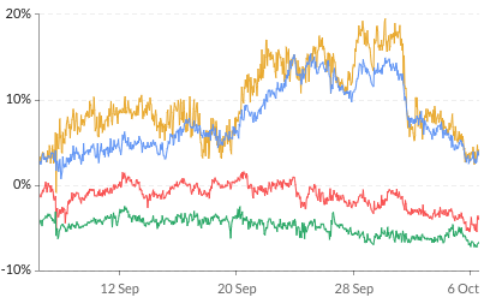
1wk ATM Vol Min: 78%, Max: 114%, Avg: 90%, Last: 83%
 1mth ATM Vol Min: 86%, Max: 106%, Avg: 95%, Last: 94%
 3mth ATM Vol Min: 98%, Max: 111%, Avg: 103%, Last: 102%
 6mth ATM Vol Min: 100%, Max: 113%, Avg: 105%, Last: 104%

BTC 25d Skew, 1m



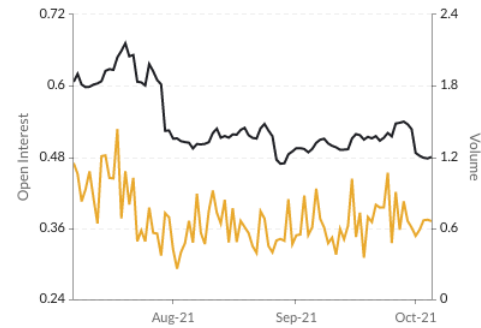
1wk 25d skew Min: -1%, Max: 18%, Avg: 8%, Last: 2%
 1mth 25d skew Min: -3%, Max: 11%, Avg: 4%, Last: -3%
 3mth 25d skew Min: -8%, Max: 3%, Avg: -3%, Last: -5%
 6mth 25d skew Min: -9%, Max: -1%, Avg: -6%, Last: -8%

ETH 25d Skew, 1m



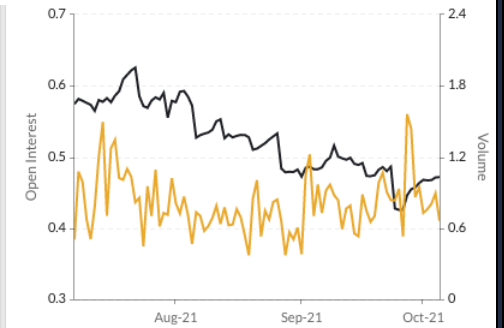
1wk 25d skew Min: -1%, Max: 20%, Avg: 10%, Last: 3%
 1mth 25d skew Min: 1%, Max: 15%, Avg: 8%, Last: 4%
 3mth 25d skew Min: -5%, Max: 2%, Avg: -1%, Last: -4%
 6mth 25d skew Min: -7%, Max: -2%, Avg: -5%, Last: -7%

BTC Put/Call Ratios, 3m



Open Interest Min: 0.47, Max: 0.67, Avg: 0.54, Last: 0.48
 Volume Min: 0.26, Max: 1.44, Avg: 0.68, Last: 0.66

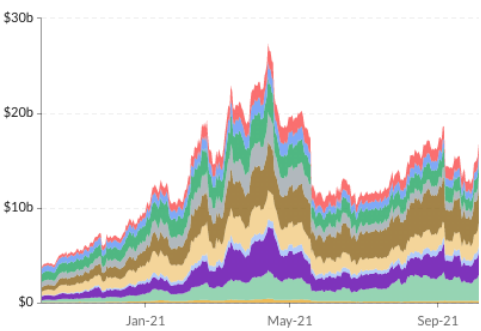
ETH Put/Call Ratios, 3m



Open Interest Min: 0.43, Max: 0.63, Avg: 0.52, Last: 0.47
 Volume Min: 0.37, Max: 1.56, Avg: 0.80, Last: 0.66

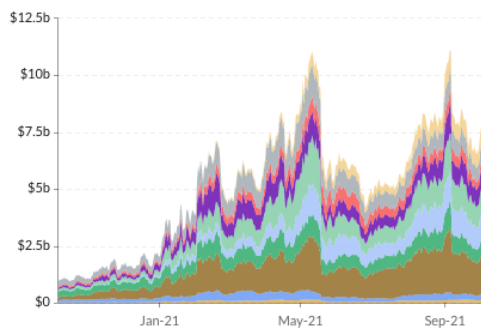
Crypto Futures

BTC Aggregate Open Interest, 1y



Kraken, FTX, Bybit, Bitfinex, CME, Binance, Huobi, OKEx, BitMEX, CoinFlex, Deribit

ETH Aggregate Open Interest, 1y



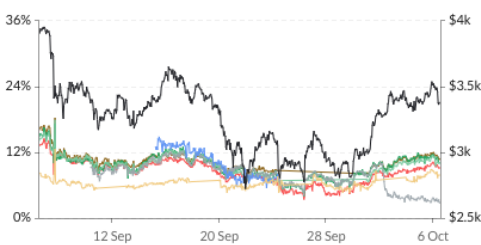
CoinFlex, Kraken, BitMEX, Binance, OKEx, Bitfinex, FTX, Bybit, Deribit, Huobi, CME

BTC Annlzd Rolling 3m Basis, 1m



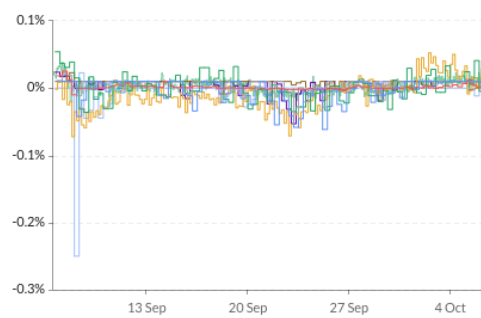
OKEx Min: 4.05%, Max: 12.93%, Avg: 7.96%, Last: 9.76%
 FTX Min: 6.89%, Max: 14.27%, Avg: 10.03%, Last: 11.17%
 BitMEX Min: 2.78%, Max: 12.07%, Avg: 6.38%, Last: 8.47%
 Binance Min: 6.36%, Max: 13.41%, Avg: 9.10%, Last: 9.46%
 Deribit Min: 4.59%, Max: 13.28%, Avg: 8.40%, Last: 9.69%
 Huobi Min: 2.74%, Max: 10.70%, Avg: 6.98%, Last: 3.53%
 CME* Min: -0.85%, Max: 9.64%, Avg: 3.93%, Last: 9.48%
 BTC Spot Index Min: \$40.50k, Max: \$52.71k, Avg: \$45.79k, Last: \$51.32k

ETH Annlzd Rolling 3m Basis, 1m



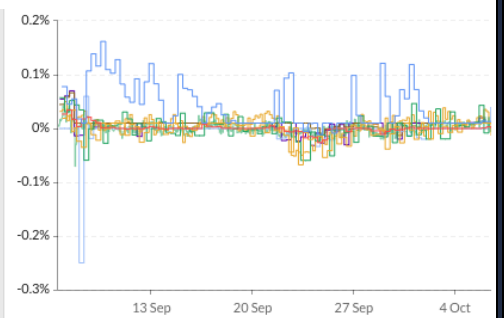
Binance Min: 7.83%, Max: 18.23%, Avg: 10.58%, Last: 10.65%
 Deribit Min: 3.40%, Max: 16.60%, Avg: 8.34%, Last: 9.27%
 OKEx Min: 4.00%, Max: 17.12%, Avg: 9.46%, Last: 10.03%
 FTX Min: 6.36%, Max: 17.92%, Avg: 10.04%, Last: 10.09%
 Huobi Min: 2.68%, Max: 12.33%, Avg: 7.83%, Last: 3.10%
 BitMEX Min: 5.48%, Max: 14.85%, Avg: 10.07%, Last: 6.78%
 CME* Min: 4.63%, Max: 12.55%, Avg: 6.39%, Last: 7.79%
 ETH Spot Index Min: \$2.72k, Max: \$3.95k, Avg: \$3.26k, Last: \$3.38k

BTC Perp Swaps Funding, 1m



FTX Avg: 0.0032% Bybit Avg: 0.0049% Binance Avg: 0.0083%
 Bitfinex Avg: -0.0054% Kraken Avg: -0.0089% OKEx Avg: -0.0002%
 Huobi Avg: 0.0053% BitMEX Avg: -0.0032% Deribit Avg: 0.0017%

ETH Perp Swaps Funding, 1m



FTX Avg: 0.0009% Bybit Avg: 0.0069% Binance Avg: 0.0096%
 Bitfinex Avg: -0.0050% Kraken Avg: 0.0056% OKEx Avg: 0.0015%
 Huobi Avg: -0.0037% BitMEX Avg: 0.0046% Deribit Avg: 0.0003%



GSR

Market Update - October 6, 2021

About GSR

GSR is a global leader in digital asset trading, market making, OTC derivatives, and investments. We operate in a culture of excellence and leverage our first-rate reputation, deep relationships and proprietary trading technology to move swiftly and capitalize on market opportunities.

GSR's experienced team brings together decades of institutional trading expertise, while our industry-leading proprietary technology stack anchors everything we do.

Our main service areas are: market making; proprietary and algorithmic trading; client execution; structured products; risk management solutions; and portfolio investments.

For more information or if we can help with anything, please see gsr.io or contact us at gsr@gsr.io.

Required Disclosures

This material is a product of the GSR Sales and Trading Department. It is not a product of a Research Department, not a research report, and not subject to all of the independence and disclosure standards applicable to research reports prepared pursuant to FINRA or CFTC research rules. This material is not independent of the Firm's proprietary interests, which may conflict with your interests. The Firm trades instruments discussed in this material for its own account. The author may have consulted with the Firm's traders and other personnel, who may have already traded based on the views expressed in this material, may trade contrary to the views expressed in this material, and may have positions in other instruments discussed herein. This material is intended only for institutional investors. Solely for purposes of the CFTC's rules and to the extent this material discusses derivatives, this material is a solicitation for entering into a derivatives transaction and should not be considered to be a derivatives research report.

This material is provided solely for informational purposes, is intended for your use only and does not constitute an offer or commitment, a solicitation of an offer or comment (except as noted for CFTC purposes), or any advice or recommendation, to enter into or conclude any transaction (whether on the indicative terms shown or otherwise), or to provide investment services in any state or country where such an offer or solicitation or provision would be illegal.

Information is based on sources considered to be reliable, but not guaranteed to be accurate or complete. Any opinions or estimates expressed herein reflect a judgment made as of the date of publication, and are subject to change without notice. Trading and investing in digital assets involves significant risks including price volatility and illiquidity and may not be suitable for all investors. GSR will not be liable whatsoever for any direct or consequential loss arising from the use of this Information. Copyright of this Information belongs to GSR. Neither this Information nor any copy thereof may be taken or rented or redistributed, directly or indirectly, without prior written permission of GSR. Not a solicitation to U.S. Entities or individuals for securities in any form. If you are such an entity, you must close this page.

Sources

CoinGecko	Santiment	DefiPulse	WoldCoinIndex.com	Yahoo
CoinMarketCap	Skew	TradingView	Investing.com	Google