

**GSR**

Market Update - October 8, 2021

Crypto Leaderboard

Rank	Name	Ticker	Price	1h	24h	7d	24h Vol \$m	MC \$m	1-Year Chart
1	Bitcoin	BTC	\$55,151	-1%	2%	26%	37,380	1,042,233	
2	Ethereum	ETH	\$3,613	-1%	1%	20%	20,242	426,808	
3	Cardano	ADA	\$2.26	-1%	-2%	7%	1,872	72,742	
4	Tether	USDT	\$1.00	0%	0%	0%	80,157	69,073	
5	Binance	BNB	\$421.89	-3%	-5%	9%	1,918	65,377	
6	Ripple	XRP	\$1.07	-1%	-1%	13%	3,781	50,342	
7	Solana	SOL	\$162.47	-2%	3%	15%	2,579	48,854	
8	Polkadot	DOT	\$33.50	-1%	-2%	17%	1,877	34,885	
9	USD//Coin	USDC	\$1.00	0%	0%	0%	2,575	32,909	
10	Dogecoin	DOGE	\$0.25	-2%	-3%	20%	2,025	32,607	

Top & Bottom Performers - Top 100 Tokens

24h		7 Days		30 Days		90 Days		365 Days	
FTM	24%	SHIB	223%	SHIB	232%	AXS	603%	AXS	98,957%
ONE	20%	FTM	84%	AXS	83%	BCHA	586%	KICK	81,837%
YFI	12%	AXS	66%	ATOM	74%	LUNA	471%	AAVE	70,064%
EGLD	10%	AR	50%	XTZ	73%	AVAX	433%	DREP	51,852%
DYDX	-6%	AVAX	-5%	PERP	-31%	AMP	-11%	FIL	-29%
ICP	-7%	DYDX	-10%	CTC	-32%	HT	-14%	KLAY	-45%
DESO	-10%	XEC	-10%	BCHA	-32%	COMP	-23%	CTC	-61%
SHIB	-31%	DESO	-20%	HT	-46%	SAFEMOON	-40%	ICP	-90%

Category Performance

Category	1d	7d	30d	90d	365d	Ecosystem	1d	7d	30d	90d	365d
Meme	-1%	101%	114%	103%	17,015%	BSC	-1%	18%	3%	52%	824%
NFTs	2%	12%	19%	113%	15,010%	Terra	-2%	8%	18%	54%	3,126%
Dist. Computing	4%	10%	-7%	51%	819%	Cosmos	1%	7%	7%	90%	597%
Smart Contract	2%	10%	12%	167%	2,081%	Polkadot	1%	6%	13%	123%	1,097%
Gaming	2%	10%	25%	213%	33,654%	Polygon	2%	6%	3%	90%	1,706%
Privacy	1%	9%	-6%	26%	490%	xDAI	2%	5%	-1%	40%	573%
Defi	2%	5%	2%	49%	1,536%	Solana	1%	0%	-1%	168%	4,988%
DAOs	2%	5%	-2%	17%	459%	Avalanche	3%	-2%	37%	217%	770%
IoT	2%	4%	-11%	48%	483%	 1-Year BTC Dominance					
DEX / B&L	1%	3%	4%	30%	988%						
CEXs	0%	0%	-11%	35%	664%						

Defi

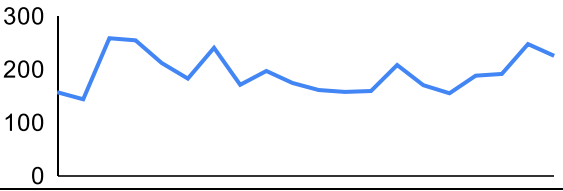
Total Value Locked, LTM, \$b	Top TVL By Protocol, \$b	DefiPulse Index, LTM

**GSR**

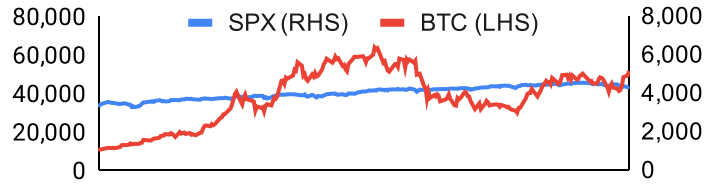
Market Update - October 8, 2021

Trading Volume

Aggregate Volumes by Product, \$b					Top Derivatives Exchanges, \$m and bps					Top Spot Exchanges, \$m		
	1d	7d	30d	O/I	Exchange	1d Vol	O/I	Mkr	Tkr	Exchange	Score	1d Vol
Spot	90	569	2,970	n/a	Binance	65,042	16,188	2.0	4.0	Binance	9.8	32,133
Perpetuals	87	680	3,560	23	OKEx	18,875	3,406	2.0	5.0	Coinbase	8.9	6,230
Futures	8	47	318	4	FTX	16,618	4,821	2.0	7.0	KuCoin	8.5	2,740
Options	1	5	32	13	Bybit	9,357	3,948	-2.5	7.5	FTX	8.5	2,462

20 Day Volume - Top 100 Tokens, \$b					Top Volume, 1d, \$m		Top Volume, %20d Avg		Low Volume, %20d Avg	
					USDT	91,580	SHIB	690%	BCHA	0%
					BTC	36,808	CHZ	436%	CTC	2%
					ETH	19,090	BTG	279%	CELO	36%
					SHIB	18,732	BSV	217%	BCH	43%
					BUSD	7,849	XLM	215%	ATOM	51%

Traditional Finance

Global Equity Markets							SPX vs. BTC, Last 12 Months	
	SPX	N100	FTSE	DAX	NIKKEI	HSI		
1D	1%	0%	0%	0%	1%	1%		
7D	1%	1%	1%	0%	-1%	-2%		
90D	0%	1%	-1%	-6%	-2%	-13%		
365D	28%	31%	18%	11%	19%	-1%		

10-Year Treasury Yields							Commodities & FX					
	US	Brazil	UK	Ger	Japan	HK		WTI	Gas	Gold	EUR/USD	USD/JPY
Last	1.58%	11.05%	1.12%	-0.17%	0.08%	1.35%	Last	79	5.7	1,762	1.16	111.8
1d Chg	+0.009	-0.045	+0.0410	+0.0250	0.000	+0.023	1d % Chg	+0.	+0.69%	+0.17%	+0.10%	+0.18%

Crypto News

[Bitcoin Peeps Above \\$56K, May Ignore US Jobs Report - Coindesk](#)

[Why bitcoin's latest rally is different from the rest: CNBC After Hours - CNBC](#)

[Institutions buying Bitcoin rather than gold as inflation cranks up: JPMorgan - Cointelegraph](#)

[US-listed mining firms have hoarded over \\$1 billion worth of bitcoin - The Block Crypto](#)

[Investing Platform Public.com Launches Crypto Trading - The Wall Street Journal](#)

[SHIB coin: why is the Shiba Inu cryptocurrency surging? - Fast Company](#)

[Moneygram Partners With Stellar Development Foundation to Allow Users to Make Remittances With USD Coin - Bitcoin News -](#)

[Crypto exposure has positive impact on investment portfolios, study shows - Cointelegraph](#)

[Mt. Gox creditors may receive nothing if they fail to vote by Friday - Cointelegraph](#)

[Tether fires back against report it is using reserves for investments and making crypto-backed loans - Cointelegraph](#)

[Amount of ETH held by miners reaches highest level since 2016 - Cointelegraph](#)

[Magic Internet Money races past \\$1B, sets sights on MakerDao - Cointelegraph](#)

[Chainalysis announces long-term partnership with Dapper Labs for monitoring NFT transactions - Theblock](#)

[Mexico's stock exchange is analyzing crypto-focused products - Theblock](#)

[Binance Ends Various Offerings to Clients in South Africa - Coindesk](#)

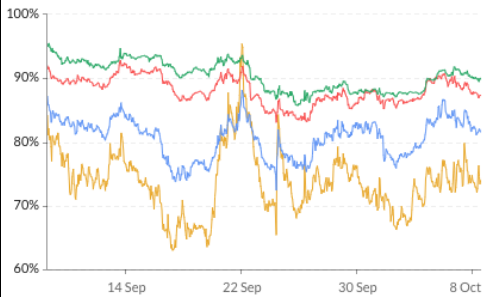
[Sri Lanka Government Forms Panel to Study Digital Banking, Blockchain for Attracting Investment - Coindesk](#)

[Bank of England Says Crypto Regulation Needed as Risks Grow - Coindesk](#)

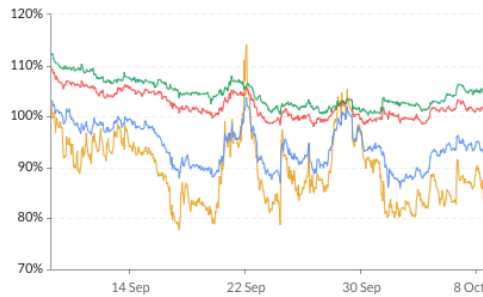
**GSR**

Market Update – October 8, 2021

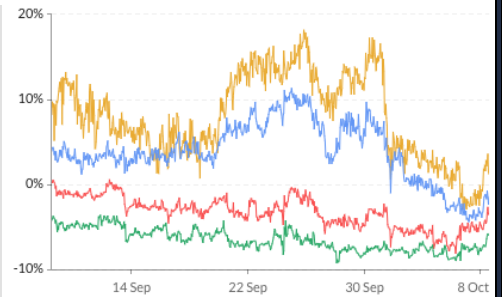
Crypto Options

BTC ATM Implied Vol, 1m

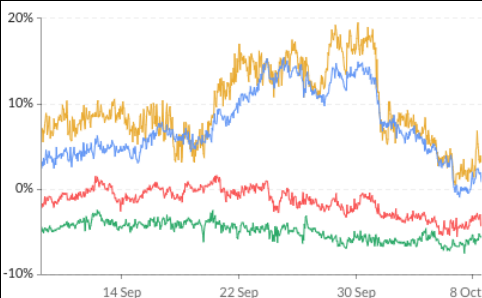
1wk ATM Vol Min: 63.0%, Max: 95.4%, Avg: 73.7%, Last: 73.9%
 1mth ATM Vol Min: 72.5%, Max: 88.1%, Avg: 80.7%, Last: 81.5%
 3mth ATM Vol Min: 83.1%, Max: 92.8%, Avg: 88.1%, Last: 87.3%
 6mth ATM Vol Min: 85.7%, Max: 95.5%, Avg: 90.4%, Last: 89.8%

ETH ATM Implied Vol, 1m

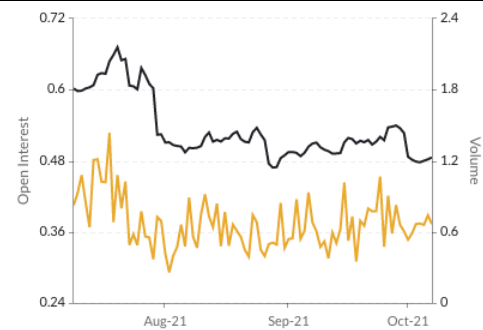
1wk ATM Vol Min: 78%, Max: 114%, Avg: 90%, Last: 83%
 1mth ATM Vol Min: 86%, Max: 104%, Avg: 94%, Last: 92%
 3mth ATM Vol Min: 98%, Max: 109%, Avg: 102%, Last: 101%
 6mth ATM Vol Min: 100%, Max: 112%, Avg: 105%, Last: 105%

BTC 25d Skew, 1m

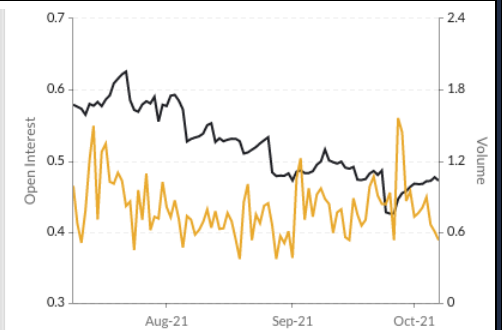
1wk 25d skew Min: -3%, Max: 18%, Avg: 8%, Last: 1%
 1mth 25d skew Min: -4%, Max: 11%, Avg: 4%, Last: -2%
 3mth 25d skew Min: -8%, Max: 1%, Avg: -3%, Last: -3%
 6mth 25d skew Min: -9%, Max: -4%, Avg: -7%, Last: -6%

ETH 25d Skew, 1m

1wk 25d skew Min: 0%, Max: 20%, Avg: 10%, Last: 4%
 1mth 25d skew Min: -1%, Max: 15%, Avg: 8%, Last: 1%
 3mth 25d skew Min: -6%, Max: 2%, Avg: -1%, Last: -4%
 6mth 25d skew Min: -8%, Max: -2%, Avg: -5%, Last: -6%

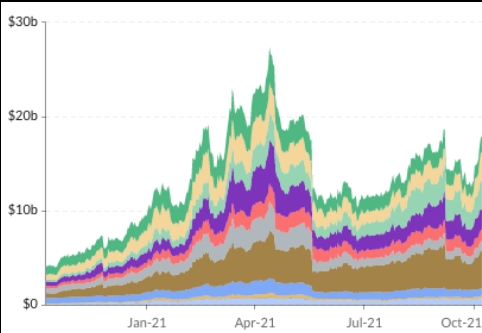
BTC Put/Call Ratios, 3m

Open Interest Min: 0.47, Max: 0.67, Avg: 0.53, Last: 0.49
 Volume Min: 0.26, Max: 1.44, Avg: 0.67, Last: 0.67

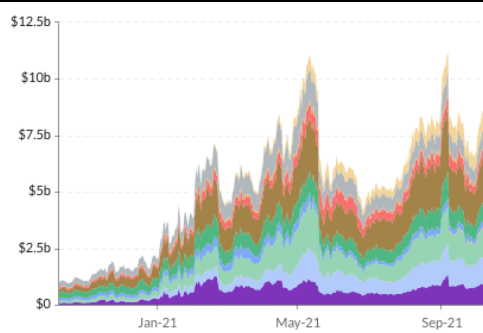
ETH Put/Call Ratios, 3m

Open Interest Min: 0.43, Max: 0.63, Avg: 0.52, Last: 0.47
 Volume Min: 0.37, Max: 1.56, Avg: 0.80, Last: 0.53

Crypto Futures

BTC Aggregate Open Interest, 1y

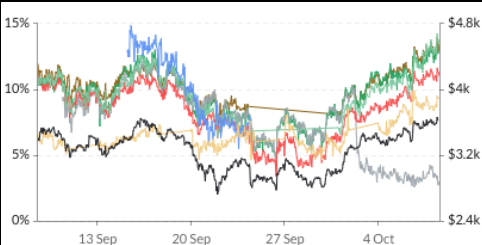
Bitfinex CoinFlex Kraken BitMEX Binance Huobi Deribit Bybit FTX CME OKEx

ETH Aggregate Open Interest, 1y

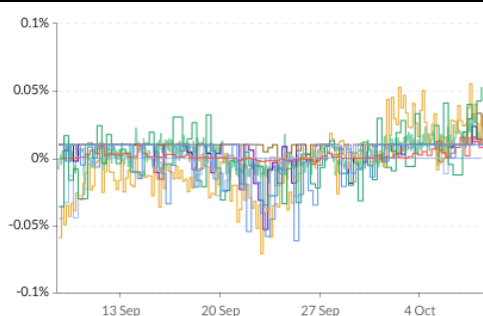
Bybit Bitfinex FTX CoinFlex BitMEX OKEx Binance Deribit Kraken Huobi CME

BTC Annlzd Rolling 3m Basis, 1m

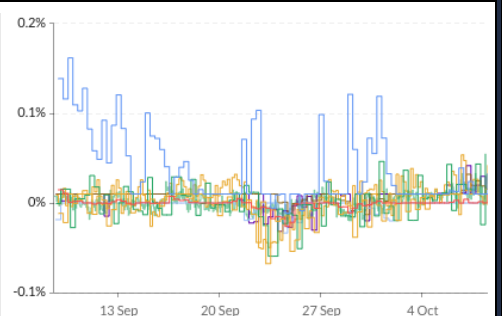
Binance Min: 6.36%, Max: 11.32%, Avg: 8.99%, Last: 10.52%
 BitMEX Min: 2.78%, Max: 9.98%, Avg: 6.32%, Last: 9.51%
 Deribit Min: 4.59%, Max: 11.65%, Avg: 8.33%, Last: 10.86%
 FTX Min: 6.89%, Max: 12.93%, Avg: 9.96%, Last: 12.49%
 Huobi Min: 2.71%, Max: 10.70%, Avg: 6.75%, Last: 3.74%
 OKEx Min: 4.05%, Max: 10.94%, Avg: 7.93%, Last: 10.44%
 CME* Min: 2.05%, Max: 10.43%, Avg: 4.45%, Last: 10.14%
 BTC Spot Index Min: \$40.50k, Max: \$55.81k, Avg: \$46.12k, Last: \$55.49k

ETH Annlzd Rolling 3m Basis, 1m

Binance Min: 7.83%, Max: 13.93%, Avg: 10.46%, Last: 12.79%
 OKEx Min: 4.00%, Max: 13.39%, Avg: 9.40%, Last: 12.95%
 Huobi Min: 2.55%, Max: 12.33%, Avg: 7.52%, Last: 3.00%
 Deribit Min: 3.40%, Max: 11.64%, Avg: 8.24%, Last: 11.05%
 FTX Min: 6.36%, Max: 14.27%, Avg: 9.98%, Last: 13.47%
 BitMEX Min: 5.48%, Max: 14.85%, Avg: 10.07%, Last: 6.78%
 CME* Min: 4.63%, Max: 9.86%, Avg: 6.55%, Last: 9.29%
 ETH Spot Index Min: \$2.72k, Max: \$3.66k, Avg: \$3.25k, Last: \$3.63k

BTC Perp Swaps Funding, 1m

Bybit Avg: 0.0049% Binance Avg: 0.0091% Bitfinex Avg: -0.0029%
 FTX Avg: 0.0037% Kraken Avg: -0.0053% OKEx Avg: -0.0001%
 Huobi Avg: 0.0054% BitMEX Avg: -0.0024% Deribit Avg: 0.0021%

ETH Perp Swaps Funding, 1m

Bybit Avg: 0.0064% Binance Avg: 0.0087% Bitfinex Avg: -0.0029%
 FTX Avg: 0.0012% Kraken Avg: 0.00056% OKEx Avg: 0.0011%
 Huobi Avg: -0.0034% BitMEX Avg: 0.00381% Deribit Avg: -0.0009%

**GSR**

Market Update - October 8, 2021

About GSR

GSR is a global leader in digital asset trading, market making, OTC derivatives, and investments. We operate in a culture of excellence and leverage our first-rate reputation, deep relationships and proprietary trading technology to move swiftly and capitalize on market opportunities.

GSR's experienced team brings together decades of institutional trading expertise, while our industry-leading proprietary technology stack anchors everything we do.

Our main service areas are: market making; proprietary and algorithmic trading; client execution; structured products; risk management solutions; and portfolio investments.

For more information or if we can help with anything, please see gsr.io or contact us at gsr@gsr.io.

Required Disclosures

This material is a product of the GSR Sales and Trading Department. It is not a product of a Research Department, not a research report, and not subject to all of the independence and disclosure standards applicable to research reports prepared pursuant to FINRA or CFTC research rules. This material is not independent of the Firm's proprietary interests, which may conflict with your interests. The Firm trades instruments discussed in this material for its own account. The author may have consulted with the Firm's traders and other personnel, who may have already traded based on the views expressed in this material, may trade contrary to the views expressed in this material, and may have positions in other instruments discussed herein. This material is intended only for institutional investors. Solely for purposes of the CFTC's rules and to the extent this material discusses derivatives, this material is a solicitation for entering into a derivatives transaction and should not be considered to be a derivatives research report.

This material is provided solely for informational purposes, is intended for your use only and does not constitute an offer or commitment, a solicitation of an offer or comment (except as noted for CFTC purposes), or any advice or recommendation, to enter into or conclude any transaction (whether on the indicative terms shown or otherwise), or to provide investment services in any state or country where such an offer or solicitation or provision would be illegal.

Information is based on sources considered to be reliable, but not guaranteed to be accurate or complete. Any opinions or estimates expressed herein reflect a judgment made as of the date of publication, and are subject to change without notice. Trading and investing in digital assets involves significant risks including price volatility and illiquidity and may not be suitable for all investors. GSR will not be liable whatsoever for any direct or consequential loss arising from the use of this Information. Copyright of this Information belongs to GSR. Neither this Information nor any copy thereof may be taken or rented or redistributed, directly or indirectly, without prior written permission of GSR. Not a solicitation to U.S. Entities or individuals for securities in any form. If you are such an entity, you must close this page.

Sources

CoinGecko	Santiment	DefiPulse	WoldCoinIndex.com	Yahoo
CoinMarketCap	Skew	TradingView	Investing.com	Google