



# Market Update - October 22, 2021

## Crypto Leaderboard

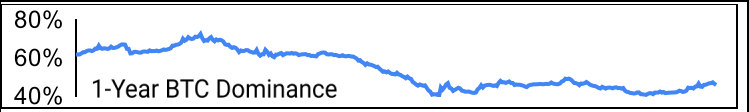
Rank	Name	Ticker	Price	1h	24h	7d	24h Vol \$m	MC \$m	1-Year Chart
1	Bitcoin	BTC	\$63,526	0%	-2%	11%	42,368	1,197,116	
2	Ethereum	ETH	\$4,134	0%	-2%	9%	24,413	487,292	
3	Binance	BNB	\$493.03	0%	1%	5%	2,711	82,869	
4	Tether	USDT	\$1.00	0%	0%	0%	70,258	70,635	
5	Cardano	ADA	\$2.19	-1%	-2%	1%	2,373	70,242	
6	Solana	SOL	\$203.27	0%	9%	35%	5,558	61,053	
7	Ripple	XRP	\$1.10	0%	-2%	-3%	4,232	51,793	
8	Polkadot	DOT	\$45.98	1%	6%	13%	2,198	47,857	
9	Dogecoin	DOGE	\$0.25	-1%	-2%	6%	1,393	32,544	
10	USD//Coin	USDC	\$1.00	0%	0%	0%	3,554	32,467	

## Top & Bottom Performers - Top 100 Tokens

24h		7 Days		30 Days		90 Days		365 Days	
RUNE	20%	OKB	70%	SHIB	289%	SOL	612%	AXS	99,912%
OKB	20%	SOL	35%	AXS	103%	BCHA	500%	KICK	97,395%
LUNA	9%	NEXO	35%	ONE	82%	AVAX	481%	DREP	50,048%
SOL	9%	ZEC	33%	STX	63%	LUNA	422%	SHIB	31,154%
SPELL	-4%	OMI	-14%	HEX	-33%	SAFEMOON	-18%	DAI	-1%
BTG	-4%	BCHA	-17%	BCHA	-33%	COMP	-20%	KLAY	-43%
CEL	-4%	OHM	-20%	CTC	-36%	FLOW	-31%	CTC	-63%
BCHA	-5%	FLOW	-24%	CCXX	-45%	CCXX	-46%	ICP	-91%

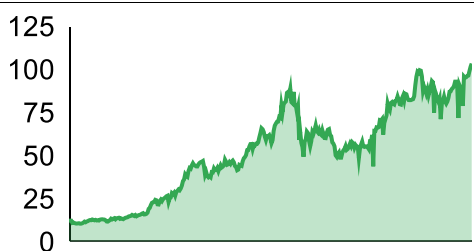
## Category Performance

Category	1d	7d	30d	90d	365d	Ecosystem	1d	7d	30d	90d	365d
CEXs	5%	22%	21%	63%	806%	Terra	6%	15%	14%	83%	883%
Privacy	1%	8%	14%	39%	464%	Avalanche	2%	8%	-6%	74%	913%
Meme	2%	8%	150%	182%	20,193%	Cosmos	4%	7%	7%	123%	560%
Gaming	4%	8%	49%	85%	34,015%	BSC	2%	6%	29%	152%	1,343%
Smart Contract	3%	8%	21%	202%	2,293%	xDAI	2%	6%	22%	110%	1,638%
IoT	2%	7%	13%	67%	500%	Polygon	2%	6%	22%	72%	580%
Defi	3%	7%	15%	72%	1,549%	Solana	3%	6%	7%	175%	4,700%
DEX / B&L	4%	6%	13%	66%	1,100%	Polkadot	2%	4%	18%	241%	699%
DAOs	2%	4%	9%	30%	496%						
Dist. Computing	1%	2%	5%	58%	865%						
NFTs	4%	0%	24%	57%	15,119%						

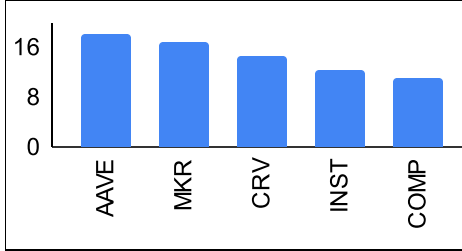


## Defi

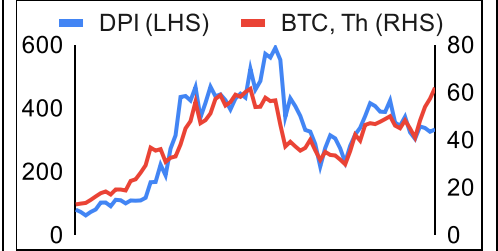
### Total Value Locked, LTM, \$b



### Top TVL By Protocol, \$b



### DefiPulse Index, LTM





# Market Update - October 22, 2021

## Trading Volume

Aggregate Volumes by Product, \$b					Top Derivatives Exchanges, \$m and bps				Top Spot Exchanges, \$m			
	1d	7d	30d	O/I	Exchange	1d Vol	O/I	Mkr	Tkr	Exchange	Score	1d Vol
Spot	81	530	2,800	n/a	Binance	89,823	20,748	2.0	4.0	Binance	9.9	28,467
Perpetuals	117	655	3,350	29	OKEx	25,992	4,478	2.0	5.0	Coinbase	9.1	5,849
Futures	9	47	311	5	FTX	18,097	6,522	2.0	7.0	Kraken	8.6	1,716
Options	2	7	41	18	Bybit	15,492	5,432	-2.5	7.5	KuCoin	8.6	2,767

20 Day Volume - Top 100 Tokens, \$b				Top Volume, 1d, \$m		Top Volume, %20d Avg		Low Volume, %20d Avg	
				USDT	84,189	CTC	602%	SHIB	29%
				BTC	45,908	FTT	315%	XTZ	46%
				ETH	28,221	RUNE	277%	SC	47%
				BUSD	7,380	GRT	267%	AXS	55%
				SOL	6,866	SOL	256%	MIOTA	62%

## Traditional Finance

Global Equity Markets							SPX vs. BTC, Last 12 Months	
	SPX	N100	FTSE	DAX	NIKKEI	HSI		
1D	0%	1%	1%	1%	0%	0%		
7D	2%	1%	0%	-1%	-1%	3%		
90D	3%	5%	3%	-2%	3%	-5%		
365D	32%	37%	25%	17%	22%	5%		

10-Year Treasury Yields							Commodities & FX					
	US	Brazil	UK	Ger	Japan	HK	Last	WTI	Gas	Gold	EUR/USD	USD/JPY
Last	1.69%	12.09%	1.18%	-0.09%	0.09%	1.51%	Last	83	5.3	1,794	1.16	113.9
1d Chg	+0.012	+0.050	-0.0265	+0.0120	+0.002	+0.023	1d % Chg	+0.	+3.95%	+0.66%	+0.08%	-0.08%

## Crypto News

[Bitcoin Rally Takes A Breather Taking Ethereum, Dogecoin Down With It But These Coins Are Still Up - Benz - Benzinga](#)

[Bitcoin Flash Crashes To \\$8,000 On Binance.US - Yahoo Finance](#)

[200 Bitcoin ATMs installed at Walmart... with plans for 8000 in total - Cointelegraph](#)

[Valkyrie Says Bitcoin ETF \(BTF\) Will Start Trading October 22 \(BTC\) - Bloomberg](#)

[Bitcoin futures open interest returns to all-time high levels, data shows - Theblock](#)

[Every spectator in a section of FTX Arena handed \\$500 in crypto at season opener - Cointelegraph](#)

[17% of addresses snapped up 80% of all Ethereum NFTs since April - Cointelegraph](#)

[Robinhood crypto wallet waitlist hits 1 million people - Cointelegraph](#)

[Associated Press plans to launch Chainlink node to publish data - Cointelegraph](#)

[Pension fund for Texas firefighters reportedly allocates \\$25M to Bitcoin and Ether - Cointelegraph](#)

[NFT company Candy Digital valued at \\$1.5B following \\$100M Series A - Cointelegraph](#)

[Binance Smart Chain proposal would see an ongoing burn like Ethereum's EIP-1559 - Theblock](#)

[FATF has finalized its crypto guidance and plans release next week - Theblock](#)

[Startup powering Sotheby's Metaverse raises \\$20 million in funding - Theblock](#)

[Greenidge Generation Holdings to Expand Into Texas, Acquire South Carolina Site - Coindesk](#)

[Kazakhstan to Limit Power for Crypto Mining to 100 MW Nationwide - Coindesk](#)

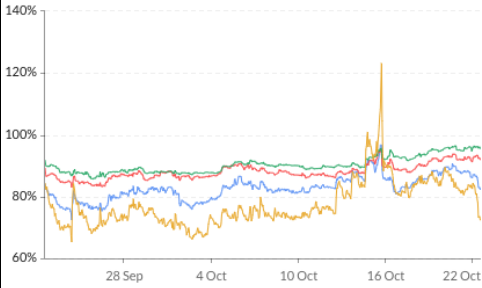
[India's Securities Regulator Warns Advisers Against Dealing in Unregulated Assets - Coindesk](#)



# Market Update - October 22, 2021

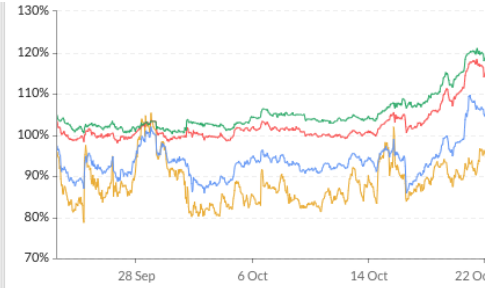
## Crypto Options

### BTC ATM Implied Vol, 1m



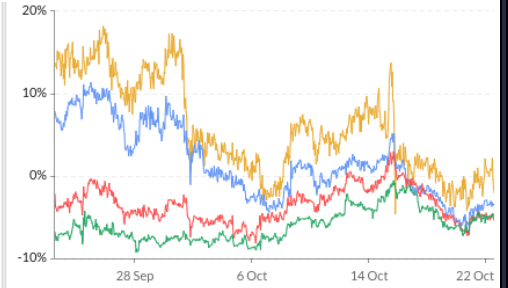
1mth ATM Vol Min: 72.5%, Max: 96.7%, Avg: 82.7%, Last: 82.5%  
 3mth ATM Vol Min: 83.1%, Max: 95.3%, Avg: 88.1%, Last: 91.9%  
 6mth ATM Vol Min: 85.7%, Max: 96.5%, Avg: 90.3%, Last: 95.6%  
 1wk ATM Vol Min: 65.4%, Max: 123.2%, Avg: 77.5%, Last: 72.5%

### ETH ATM Implied Vol, 1m



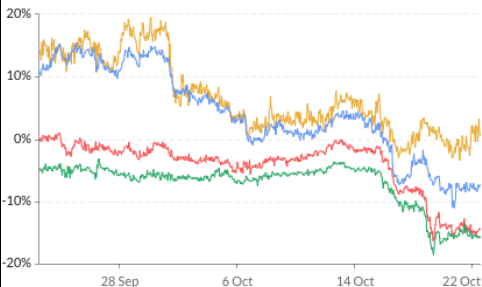
1wk ATM Vol Min: 77%, Max: 105%, Avg: 88%, Last: 83%  
 1mth ATM Vol Min: 86%, Max: 110%, Avg: 94%, Last: 101%  
 3mth ATM Vol Min: 98%, Max: 118%, Avg: 102%, Last: 115%  
 6mth ATM Vol Min: 100%, Max: 121%, Avg: 105%, Last: 119%

### BTC 25d Skew, 1m



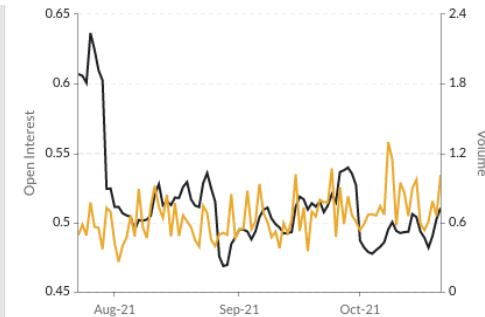
1wk 25d skew Min: -5%, Max: 18%, Avg: 6%, Last: -2%  
 1mth 25d skew Min: -7%, Max: 11%, Avg: 2%, Last: -4%  
 3mth 25d skew Min: -8%, Max: 3%, Avg: -3%, Last: -5%  
 6mth 25d skew Min: -9%, Max: -1%, Avg: -6%, Last: -5%

### ETH 25d Skew, 1m



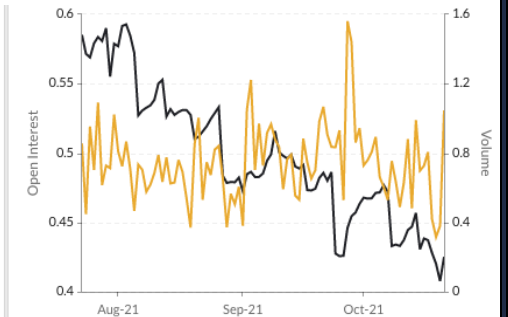
1wk 25d skew Min: -3%, Max: 20%, Avg: 7%, Last: 1%  
 1mth 25d skew Min: -11%, Max: 15%, Avg: 4%, Last: -7%  
 3mth 25d skew Min: -16%, Max: 1%, Avg: -4%, Last: -15%  
 6mth 25d skew Min: -19%, Max: -3%, Avg: -7%, Last: -16%

### BTC Put/Call Ratios, 3m



Open Interest Min: 0.47, Max: 0.64, Avg: 0.51, Last: 0.51  
 Volume Min: 0.26, Max: 1.30, Avg: 0.65, Last: 1.01

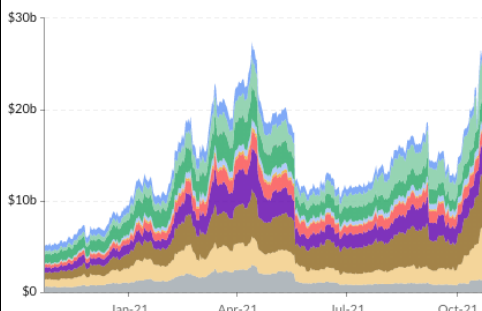
### ETH Put/Call Ratios, 3m



Open Interest Min: 0.41, Max: 0.59, Avg: 0.50, Last: 0.43  
 Volume Min: 0.32, Max: 1.56, Avg: 0.75, Last: 1.05

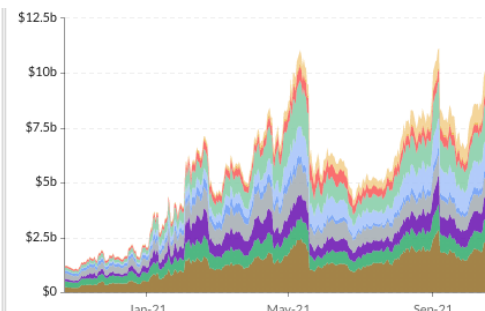
## Crypto Futures

### BTC Aggregate Open Interest, 1y



Huobi, CME, Binance, Bybit, Deribit, Kraken, Bitfinex, OKEx, CoinFlex, FTX

### ETH Aggregate Open Interest, 1y



Binance, OKEx, Bybit, Huobi, BitMEX, Bitfinex, FTX, Deribit, Kraken, CoinFlex, CME

### BTC Annlzd Rolling 3m Basis, 1m



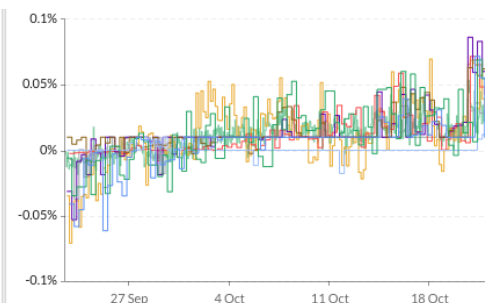
FTX Min: 6.89%, Max: 19.59%, Avg: 12.96%, Last: 16.49%  
 OKEx Min: 4.05%, Max: 17.76%, Avg: 10.41%, Last: 14.96%  
 Deribit Min: 4.59%, Max: 17.24%, Avg: 10.28%, Last: 14.36%  
 BitMEX Min: 2.78%, Max: 16.76%, Avg: 8.77%, Last: 13.77%  
 Huobi Min: 2.71%, Max: 8.65%, Avg: 5.07%, Last: 3.45%  
 Binance Min: 6.36%, Max: 20.15%, Avg: 12.11%, Last: 16.54%  
 CME\* Min: 2.05%, Max: 16.44%, Avg: 7.69%, Last: 15.32%  
 BTC Spot Index Min: \$41.03k, Max: \$66.86k, Avg: \$52.37k, Last: \$63.38k

### ETH Annlzd Rolling 3m Basis, 1m



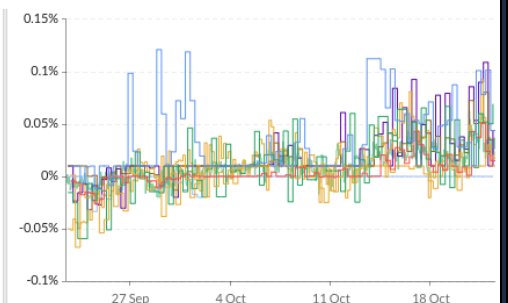
BitMEX Min: 5.48%, Max: 8.02%, Avg: 7.10%, Last: 6.78%  
 Huobi Min: 2.41%, Max: 10.31%, Avg: 5.46%, Last: 3.19%  
 Binance Min: 7.99%, Max: 20.21%, Avg: 13.48%, Last: 17.84%  
 Deribit Min: 3.40%, Max: 17.68%, Avg: 10.14%, Last: 16.12%  
 FTX Min: 6.58%, Max: 19.83%, Avg: 13.02%, Last: 18.25%  
 OKEx Min: 4.00%, Max: 18.72%, Avg: 11.65%, Last: 17.35%  
 CME\* Min: 4.63%, Max: 12.95%, Avg: 8.67%, Last: 11.70%  
 ETH Spot Index Min: \$2.77k, Max: \$4.31k, Avg: \$3.45k, Last: \$4.12k

### BTC Perp Swaps Funding, 1m



Huobi Avg: 0.0086%, BitMEX Avg: 0.0057%, FTX Avg: 0.0112%  
 Kraken Avg: 0.0121%, Deribit Avg: 0.0121%, Bybit Avg: 0.0126%  
 Binance Avg: 0.0150%, Bitfinex Avg: 0.0004%, OKEx Avg: 0.0138%

### ETH Perp Swaps Funding, 1m



Bybit Avg: 0.0192%, Binance Avg: 0.0171%, Bitfinex Avg: -0.0022%  
 FTX Avg: 0.0099%, Kraken Avg: 0.0114%, OKEx Avg: 0.0118%  
 Huobi Avg: -0.0013%, BitMEX Avg: 0.0330%, Deribit Avg: 0.0044%



# GSR Market Update - October 22, 2021

## About GSR

GSR is a global leader in digital asset trading, market making, OTC derivatives, and investments. We operate in a culture of excellence and leverage our first-rate reputation, deep relationships and proprietary trading technology to move swiftly and capitalize on market opportunities.

GSR's experienced team brings together decades of institutional trading expertise, while our industry-leading proprietary technology stack anchors everything we do.

Our main service areas are: market making; proprietary and algorithmic trading; client execution; structured products; risk management solutions; and portfolio investments.

For more information or if we can help with anything, please see [gsr.io](https://gsr.io) or contact us at [gsr@gsr.io](mailto:gsr@gsr.io).

## Required Disclosures

This material is a product of the GSR Sales and Trading Department. It is not a product of a Research Department, not a research report, and not subject to all of the independence and disclosure standards applicable to research reports prepared pursuant to FINRA or CFTC research rules. This material is not independent of the Firm's proprietary interests, which may conflict with your interests. The Firm trades instruments discussed in this material for its own account. The author may have consulted with the Firm's traders and other personnel, who may have already traded based on the views expressed in this material, may trade contrary to the views expressed in this material, and may have positions in other instruments discussed herein. This material is intended only for institutional investors. Solely for purposes of the CFTC's rules and to the extent this material discusses derivatives, this material is a solicitation for entering into a derivatives transaction and should not be considered to be a derivatives research report.

This material is provided solely for informational purposes, is intended for your use only and does not constitute an offer or commitment, a solicitation of an offer or comment (except as noted for CFTC purposes), or any advice or recommendation, to enter into or conclude any transaction (whether on the indicative terms shown or otherwise), or to provide investment services in any state or country where such an offer or solicitation or provision would be illegal.

Information is based on sources considered to be reliable, but not guaranteed to be accurate or complete. Any opinions or estimates expressed herein reflect a judgment made as of the date of publication, and are subject to change without notice. Trading and investing in digital assets involves significant risks including price volatility and illiquidity and may not be suitable for all investors. GSR will not be liable whatsoever for any direct or consequential loss arising from the use of this Information. Copyright of this Information belongs to GSR. Neither this Information nor any copy thereof may be taken or rented or redistributed, directly or indirectly, without prior written permission of GSR. Not a solicitation to U.S. Entities or individuals for securities in any form. If you are such an entity, you must close this page.

## Sources

CoinGecko	Santiment	DefiPulse	WoldCoinIndex.com	Yahoo
CoinMarketCap	Skew	TradingView	Investing.com	Google