



# Market Update - October 27, 2021

## Crypto Leaderboard

Rank	Name	Ticker	Price	1h	24h	7d	24h Vol \$m	MC \$m	1-Year Chart
1	Bitcoin	BTC	\$58,724	-1%	-7%	-9%	42,558	1,107,887	
2	Ethereum	ETH	\$4,004	-1%	-5%	3%	29,628	472,356	
3	Binance	BNB	\$453.13	-1%	-7%	-7%	2,238	76,080	
4	Tether	USDT	\$1.00	0%	0%	0%	95,145	70,628	
5	Cardano	ADA	\$1.99	-1%	-9%	-6%	3,539	63,709	
6	Solana	SOL	\$190.22	-2%	-9%	22%	4,159	57,231	
7	Ripple	XRP	\$1.02	-1%	-9%	-7%	6,119	47,788	
8	Polkadot	DOT	\$41.76	-2%	-5%	1%	2,873	43,541	
9	USD//Coin	USDC	\$1.00	0%	0%	0%	4,661	32,448	
10	Dogecoin	DOGE	\$0.24	-1%	-12%	-4%	3,561	31,300	

## Top & Bottom Performers - Top 100 Tokens

24h		7 Days		30 Days		90 Days		365 Days	
SHIB	20%	SHIB	102%	SHIB	689%	SHIB	801%	KICK	107,534%
HNT	8%	SCRT	71%	SAFEMOON	142%	SOL	523%	AXS	99,146%
AAVE	7%	RUNE	59%	ONE	104%	AVAX	404%	SHIB	61,137%
SAFEMOON	4%	SAFEMOON	56%	AXS	95%	NEAR	392%	DREP	53,314%
ICP	-13%	AR	-14%	XDC	-29%	MKR	-21%	BSV	-10%
SPELL	-14%	STX	-18%	HEX	-39%	FLOW	-33%	KLAY	-48%
BCHA	-15%	OMI	-18%	BCHA	-43%	AMP	-40%	CTC	-62%
NEAR	-15%	BCHA	-21%	CCXX	-48%	CCXX	-47%	ICP	-91%

## Category Performance

Category	1d	7d	30d	90d	365d	Ecosystem	1d	7d	30d	90d	365d
Meme	5%	42%	355%	409%	34,963%	xDAI	-5%	7%	37%	57%	880%
DEX / B&L	-6%	8%	26%	52%	1,276%	Avalanche	-5%	3%	-2%	59%	966%
Defi	-5%	3%	24%	53%	1,588%	Polygon	-3%	0%	29%	87%	540%
Gaming	-3%	1%	57%	78%	33,823%	Cosmos	-7%	-2%	9%	115%	1,379%
DAOs	-5%	-1%	18%	22%	472%	Solana	-7%	-3%	7%	71%	1,608%
CEXs	-5%	-2%	34%	41%	773%	Polkadot	-7%	-5%	19%	64%	611%
Smart Contract	-8%	-2%	26%	168%	2,598%	BSC	-3%	-6%	37%	115%	4,430%
IoT	-9%	-3%	22%	35%	505%	Terra	-5%	-7%	4%	202%	705%
NFTs	-6%	-4%	30%	51%	15,053%						
Dist. Computing	-9%	-6%	16%	37%	927%	<p>80% 60% 40% 1-Year BTC Dominance</p>					
Privacy	-8%	-6%	17%	12%	441%						

## Defi

Total Value Locked, LTM, \$b	Top TVL By Protocol, \$b	DefiPulse Index, LTM



# Market Update - October 27, 2021

## Trading Volume

Aggregate Volumes by Product, \$b					Top Derivatives Exchanges, \$m and bps				Top Spot Exchanges, \$m			
	1d	7d	30d	O/I	Exchange	1d Vol	O/I	Mkr	Tkr	Exchange	Score	1d Vol
Spot	119	486	2,380	n/a	Binance	107,674	18,052	2.0	4.0	Binance	9.8	45,100
Perpetuals	148	644	2,850	27	OKEx	33,531	4,111	2.0	5.0	Coinbase	8.9	10,472
Futures	12	47	255	5	FTX	26,488	6,031	2.0	7.0	Kraken	8.6	2,497
Options	1	6	37	18	Huobi Global	23,854	1,320	2.0	4.0	KuCoin	8.4	4,326

20 Day Volume - Top 100 Tokens, \$b				Top Volume, 1d, \$m		Top Volume, %20d Avg		Low Volume, %20d Avg	
				USDT	77,631	HNT	309%	BTG	21%
				BTC	34,879	ATOM	306%	STX	23%
				ETH	17,158	SAFEMOON	281%	PAX	53%
				SHIB	11,177	ENJ	269%	HEX	60%
				BUSD	6,331	HOT	267%	BCHA	60%

## Traditional Finance

Global Equity Markets							SPX vs. BTC, Last 12 Months	
	SPX	N100	FTSE	DAX	NIKKEI	HSI		
1D	0%	0%	0%	0%	0%	-2%		
7D	1%	1%	1%	1%	1%	0%		
90D	4%	4%	3%	-2%	7%	-1%		
365D	35%	40%	27%	24%	24%	5%		

10-Year Treasury Yields							Commodities & FX					
	US	Brazil	UK	Ger	Japan	HK	Last	WTI	Gas	Gold	EUR/USD	USD/JPY
Last	1.58%	11.94%	1.04%	-0.17%	0.09%	1.47%	Last	84	6.1	1,797	1.16	113.7
1d Chg	-0.036	-0.049	-0.0725	-0.0475	-0.011	-0.023	1d % Chg	-0.99%	+1.75%	+0.22%	+0.09%	-0.42%

## Crypto News

- [Bitcoin price slips 7% to \\$58,400 - Fox Business](#)
- [Market Wrap: Long-Term Bitcoin Holders Trim Positions as Rally Stalls - Yahoo Finance](#)
- [Every single Bitcoin transaction—even buying a latte—consumes over \\$100 in electricity, says a new report - Fortune](#)
- [FDIC Chairman: US Regulators Exploring How Banks Could Hold Bitcoin - Bitcoin Magazine](#)
- [European Central Bank expected to hold steady as economy slows and inflation soars - CNBC](#)
- [ECB Appoints Advisory Group for Digital Euro Project – Bitcoin News - Bitcoin News](#)
- [Shiba Inu hits a new record as a petition asking Robinhood to list the coin gets over 300,000 signatures - Fortune](#)
- [Redditors cheer as GameStop assembles a team of NFT experts - Cointelegraph](#)
- [Adobe offers users the ability to verify NFT marketplace creations through metadata - Cointelegraph](#)
- [26 companies and advocacy groups call on Valve to reverse its blockchain games ban - Cointelegraph](#)
- [FTX buys Super Bowl ad slot to promote crypto to a TV audience of 92M - Cointelegraph](#)
- [Robinhood shares tank 10% after crypto revenue falls by three-quarters - Cointelegraph](#)
- [Florida County Miami-Dade to 'Study Feasibility' of Paying Taxes With Crypto - Coindesk](#)
- [London Commuters Face Ad 'Assault' by New Musk-Inspired Coin: Report - Coindesk](#)
- [DBS Becomes First Southeast Asian Bank to Join Hedera Governing Council - Coindesk](#)
- [First tokenized lawsuit fund goes live on Republic, will distribute on Avalanche - Coindesk](#)
- [Rand Paul asks whether crypto could 'become the reserve currency of the world' - Coindesk](#)



# Market Update - October 27, 2021

## Crypto Options

### BTC ATM Implied Vol, 1m



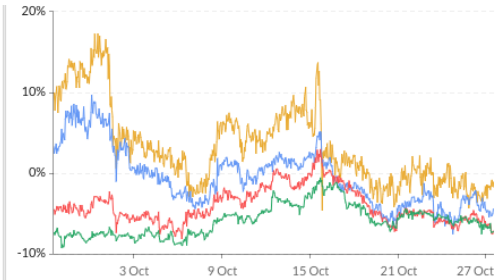
1wk ATM Vol Min: 66.2%, Max: 123.2%, Avg: 78.1%, Last: 79.5%  
 1mth ATM Vol Min: 75.9%, Max: 96.7%, Avg: 83.5%, Last: 85.1%  
 3mth ATM Vol Min: 85.2%, Max: 95.3%, Avg: 89.2%, Last: 93.5%  
 6mth ATM Vol Min: 87.0%, Max: 96.7%, Avg: 91.5%, Last: 96.6%

### ETH ATM Implied Vol, 1m



1wk ATM Vol Min: 80%, Max: 105%, Avg: 88%, Last: 96%  
 1mth ATM Vol Min: 86%, Max: 110%, Avg: 95%, Last: 103%  
 3mth ATM Vol Min: 98%, Max: 119%, Avg: 105%, Last: 118%  
 6mth ATM Vol Min: 100%, Max: 123%, Avg: 108%, Last: 122%

### BTC 25d Skew, 1m



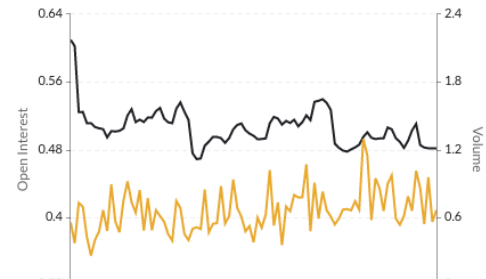
1wk 25d skew Min: -5%, Max: 17%, Avg: 3%, Last: -2%  
 1mth 25d skew Min: -8%, Max: 10%, Avg: 0%, Last: -4%  
 3mth 25d skew Min: -8%, Max: 3%, Avg: -4%, Last: -7%  
 6mth 25d skew Min: -9%, Max: -1%, Avg: -6%, Last: -7%

### ETH 25d Skew, 1m



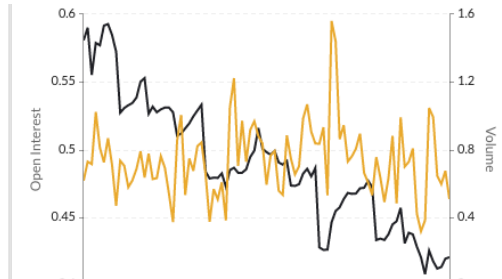
1wk 25d skew Min: -7%, Max: 20%, Avg: 4%, Last: -3%  
 1mth 25d skew Min: -11%, Max: 15%, Avg: 0%, Last: -7%  
 3mth 25d skew Min: -18%, Max: 0%, Avg: -7%, Last: -16%  
 6mth 25d skew Min: -19%, Max: -4%, Avg: -9%, Last: -16%

### BTC Put/Call Ratios, 3m



Open Interest Min: 0.47, Max: 0.61, Avg: 0.51, Last: 0.48  
 Volume Min: 0.26, Max: 1.30, Avg: 0.66, Last: 0.66

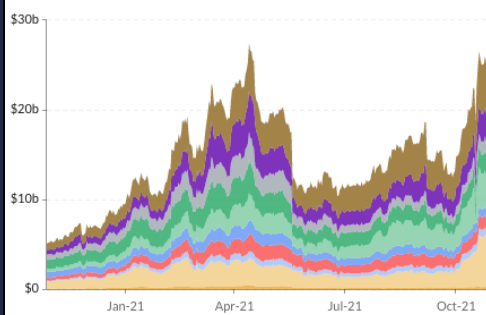
### ETH Put/Call Ratios, 3m



Open Interest Min: 0.41, Max: 0.59, Avg: 0.49, Last: 0.42  
 Volume Min: 0.32, Max: 1.56, Avg: 0.74, Last: 0.51

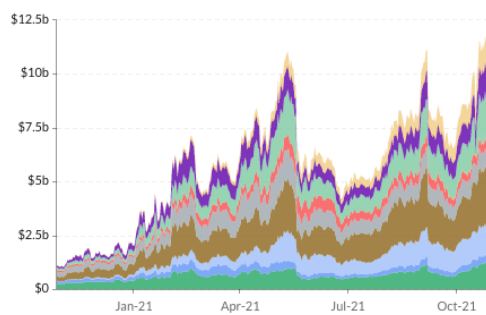
## Crypto Futures

### BTC Aggregate Open Interest, 1y



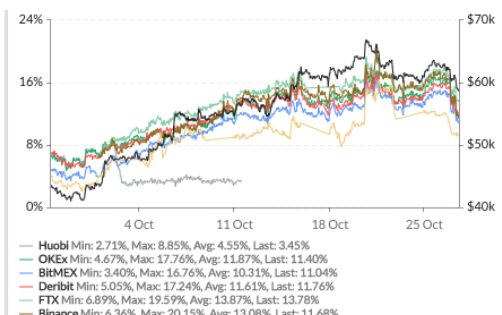
Kraken, CME, Bitfinex, Deribit, BitMEX, FTX, OKEx, Huobi, Bybit, Binance, CoinFlex

### ETH Aggregate Open Interest, 1y



OKEx, BitMEX, Bitfinex, Binance, Huobi, Deribit, CoinFlex, FTX, Bybit, Kraken, CME

### BTC Annlzd Rolling 3m Basis, 1m



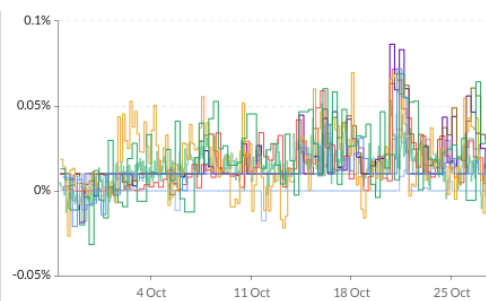
Huobi Min: 2.71%, Max: 8.85%, Avg: 4.55%, Last: 3.45%  
 OKEx Min: 4.67%, Max: 17.76%, Avg: 11.87%, Last: 11.40%  
 BitMEX Min: 3.40%, Max: 16.76%, Avg: 10.31%, Last: 11.04%  
 Deribit Min: 5.05%, Max: 17.24%, Avg: 11.61%, Last: 11.76%  
 FTX Min: 6.89%, Max: 19.59%, Avg: 13.87%, Last: 13.78%  
 Binance Min: 6.36%, Max: 20.15%, Avg: 13.08%, Last: 11.68%  
 CME Min: 2.05%, Max: 16.44%, Avg: 8.82%, Last: 9.23%  
 BTC Spot Index Min: \$41.03k, Max: \$66.86k, Avg: \$55.39k, Last: \$58.57k

### ETH Annlzd Rolling 3m Basis, 1m



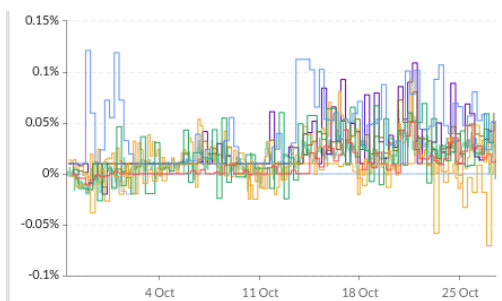
Deribit Min: 4.03%, Max: 17.75%, Avg: 11.79%, Last: 13.01%  
 OKEx Min: 5.35%, Max: 18.99%, Avg: 13.28%, Last: 13.03%  
 Huobi Min: 2.41%, Max: 10.31%, Avg: 4.86%, Last: 3.19%  
 Binance Min: 7.99%, Max: 20.21%, Avg: 14.45%, Last: 13.53%  
 FTX Min: 6.58%, Max: 20.23%, Avg: 14.31%, Last: 14.80%  
 CME Min: 4.63%, Max: 13.21%, Avg: 9.46%, Last: 11.45%  
 ETH Spot Index Min: \$2.81k, Max: \$4.31k, Avg: \$3.63k, Last: \$3.99k

### BTC Perp Swaps Funding, 1m



Huobi Avg: 0.0118%, BitMEX Avg: 0.0112%, FTX Avg: 0.0141%  
 Deribit Avg: 0.0151%, Bybit Avg: 0.0176%, Binance Avg: 0.0198%  
 Bitfinex Avg: 0.0005%, Kraken Avg: 0.0185%, OKEx Avg: 0.0197%

### ETH Perp Swaps Funding, 1m



FTX Avg: 0.0143%, Bybit Avg: 0.0263%, Binance Avg: 0.0222%  
 Bitfinex Avg: -0.0010%, Kraken Avg: 0.0177%, OKEx Avg: 0.0190%  
 Huobi Avg: 0.0002%, BitMEX Avg: 0.0405%, Deribit Avg: 0.0092%



# GSR Market Update - October 27, 2021

## About GSR

GSR is a global leader in digital asset trading, market making, OTC derivatives, and investments. We operate in a culture of excellence and leverage our first-rate reputation, deep relationships and proprietary trading technology to move swiftly and capitalize on market opportunities.

GSR's experienced team brings together decades of institutional trading expertise, while our industry-leading proprietary technology stack anchors everything we do.

Our main service areas are: market making; proprietary and algorithmic trading; client execution; structured products; risk management solutions; and portfolio investments.

For more information or if we can help with anything, please see [gsr.io](https://gsr.io) or contact us at [gsr@gsr.io](mailto:gsr@gsr.io).

## Required Disclosures

This material is a product of the GSR Sales and Trading Department. It is not a product of a Research Department, not a research report, and not subject to all of the independence and disclosure standards applicable to research reports prepared pursuant to FINRA or CFTC research rules. This material is not independent of the Firm's proprietary interests, which may conflict with your interests. The Firm trades instruments discussed in this material for its own account. The author may have consulted with the Firm's traders and other personnel, who may have already traded based on the views expressed in this material, may trade contrary to the views expressed in this material, and may have positions in other instruments discussed herein. This material is intended only for institutional investors. Solely for purposes of the CFTC's rules and to the extent this material discusses derivatives, this material is a solicitation for entering into a derivatives transaction and should not be considered to be a derivatives research report.

This material is provided solely for informational purposes, is intended for your use only and does not constitute an offer or commitment, a solicitation of an offer or comment (except as noted for CFTC purposes), or any advice or recommendation, to enter into or conclude any transaction (whether on the indicative terms shown or otherwise), or to provide investment services in any state or country where such an offer or solicitation or provision would be illegal.

Information is based on sources considered to be reliable, but not guaranteed to be accurate or complete. Any opinions or estimates expressed herein reflect a judgment made as of the date of publication, and are subject to change without notice. Trading and investing in digital assets involves significant risks including price volatility and illiquidity and may not be suitable for all investors. GSR will not be liable whatsoever for any direct or consequential loss arising from the use of this Information. Copyright of this Information belongs to GSR. Neither this Information nor any copy thereof may be taken or rented or redistributed, directly or indirectly, without prior written permission of GSR. Not a solicitation to U.S. Entities or individuals for securities in any form. If you are such an entity, you must close this page.

## Sources

CoinGecko	Santiment	DefiPulse	WoldCoinIndex.com	Yahoo
CoinMarketCap	Skew	TradingView	Investing.com	Google
		DefiLlama		