



# Market Update - October 28, 2021

## Crypto Leaderboard

Rank	Name	Ticker	Price	1h	24h	7d	24h Vol \$m	MC \$m	1-Year Chart
1	Bitcoin	BTC	\$61,229	0%	4%	-8%	43,754	1,155,842	
2	Ethereum	ETH	\$4,168	0%	3%	0%	25,652	493,123	
3	Binance	BNB	\$481.82	1%	5%	-4%	2,280	80,995	
4	Tether	USDT	\$1.00	0%	0%	0%	118,788	71,185	
5	Cardano	ADA	\$2.01	0%	0%	-9%	3,777	64,451	
6	Solana	SOL	\$197.67	1%	3%	13%	5,830	59,378	
7	Ripple	XRP	\$1.06	1%	4%	-7%	5,767	50,027	
8	Polkadot	DOT	\$42.63	0%	1%	-4%	2,768	44,545	
9	SHIBA INU	SHIB	\$0.00	-1%	37%	166%	43,616	42,746	
10	Dogecoin	DOGE	\$0.30	2%	24%	17%	13,503	39,637	

## Top & Bottom Performers - Top 100 Tokens

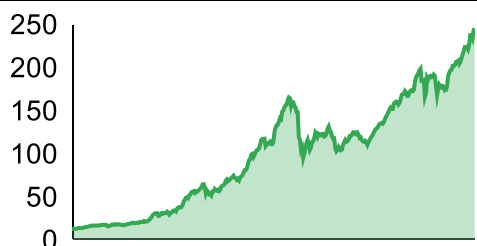
24h		7 Days		30 Days		90 Days		365 Days	
SHIB	37%	SHIB	166%	SHIB	1018%	SHIB	1,140%	KICK	109,896%
SCRT	27%	SCRT	94%	SAFEMOON	221%	SOL	510%	AXS	99,971%
DOGE	24%	CRV	72%	ONE	144%	NEAR	407%	SHIB	86,310%
SAFEMOON	21%	SAFEMOON	56%	NEXO	118%	AVAX	393%	DREP	60,503%
BCHA	-3%	FIL	-14%	XDC	-27%	CEL	-26%	BSV	-4%
LEO	-4%	BCHA	-15%	HEX	-38%	AMP	-40%	KLAY	-47%
CEL	-4%	AR	-16%	CCXX	-46%	CCXX	-46%	CTC	-59%
AAVE	-6%	STX	-20%	BCHA	-49%	FLOW	-47%	ICP	-91%

## Category Performance

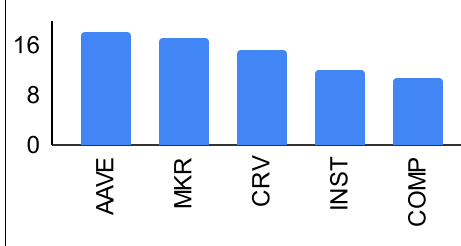
Category	1d	7d	30d	90d	365d	Ecosystem	1d	7d	30d	90d	365d
Meme	13%	103%	535%	592%	48,918%	xDAI	6%	9%	48%	50%	923%
DEX / B&L	5%	11%	35%	51%	1,457%	Polygon	4%	2%	34%	54%	1,056%
Gaming	2%	8%	63%	84%	34,191%	Cosmos	4%	1%	19%	81%	584%
Defi	4%	6%	32%	51%	1,690%	Avalanche	2%	1%	2%	107%	1,547%
DAOs	5%	4%	25%	23%	530%	Solana	3%	-2%	13%	71%	1,675%
NFTs	3%	3%	37%	58%	15,236%	Polkadot	4%	-3%	25%	63%	693%
CEXs	5%	3%	41%	41%	838%	Terra	1%	-5%	12%	116%	4,445%
Smart Contract	5%	2%	38%	176%	2,962%	BSC	3%	-6%	38%	196%	731%
Dist. Computing	3%	1%	25%	36%	1,037%						
IoT	4%	-5%	30%	36%	537%						
Privacy	4%	-7%	23%	12%	457%						

## Defi

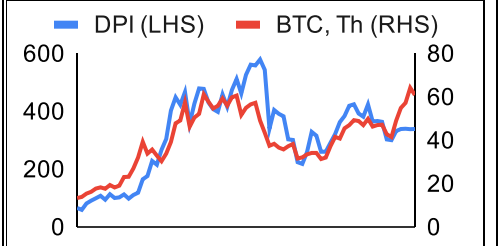
### Total Value Locked, LTM, \$b



### Top TVL By Protocol, \$b



### DefiPulse Index, LTM





# Market Update - October 28, 2021

## Trading Volume

Aggregate Volumes by Product, \$b					Top Derivatives Exchanges, \$m and bps				Top Spot Exchanges, \$m			
	1d	7d	30d	O/I	Exchange	1d Vol	O/I	Mkr	Tkr	Exchange	Score	1d Vol
Spot	127	524	2,460	n/a	Binance	84,286	18,791	2.0	4.0	Binance	9.7	56,484
Perpetuals	115	682	2,940	27	OKEx	30,630	4,326	2.0	5.0	Coinbase	8.8	13,309
Futures	8	49	260	5	FTX	21,651	6,025	2.0	7.0	Kraken	8.5	1,761
Options	1	6	39	19	Huobi Global	17,583	928	2.0	4.0	FTX	8.4	3,914

20 Day Volume - Top 100 Tokens, \$b				Top Volume, 1d, \$m		Top Volume, %20d Avg		Low Volume, %20d Avg	
				USDT	124,070	AAVE	775%	STX	45%
				BTC	43,657	SHIB	569%	BTG	48%
				SHIB	39,054	ENJ	496%	CEL	70%
				ETH	26,220	SAFEMOON	323%	HEX	81%
				BUSD	11,782	HNT	305%	AXS	84%

## Traditional Finance

Global Equity Markets							SPX vs. BTC, Last 12 Months	
	SPX	N100	FTSE	DAX	NIKKEI	HSI		
1D	-1%	0%	0%	0%	-1%	0%		
7D	0%	2%	1%	1%	0%	-2%		
90D	4%	5%	3%	-1%	4%	-2%		
365D	39%	45%	30%	30%	24%	3%		

10-Year Treasury Yields							Commodities & FX					
	US	Brazil	UK	Ger	Japan	HK	Last	WTI	Gas	Gold	EUR/USD	USD/JPY
Last	1.55%	11.89%	1.00%	-0.15%	0.09%	1.41%	Last	82	6.1	1,804	1.16	113.6
1d Chg	+0.020	-0.049	+0.0105	+0.0295	-0.004	-0.023	1d % Chg	-1.21%	-2.08%	+0.27%	-0.05%	-0.14%

## Crypto News

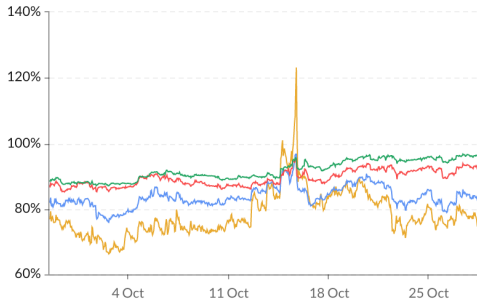
- [Bitcoin suddenly passes \\$61K as a \\$1.7K hourly candle fuels BTC bulls - Cointelegraph](#)
- [New Bitcoin hash rate highs remove any trace of China mining ban - Cointelegraph](#)
- [U.S. Takes Bitcoin Mining Crown After China Crackdown - The Wall Street Journal](#)
- [Bitfarms Building Two New Bitcoin Mining Farms Of 78 MW Capacity In Canada - Bitcoin Magazine](#)
- [ETF Prime: Tom Lydon & Matt Hougan on Bitcoin ETFs - ETFdb.com](#)
- [SEC Won't Approve Leveraged Bitcoin Fund - The Wall Street Journal](#)
- [Ethereum Meme Token SHIB Flips Dogecoin as Bitcoin Slumps - Decrypt](#)
- [Indian Crypto Regulation Is Planned for February: Report – Regulation Bitcoin News - Bitcoin News](#)
- [Eth2's Altair upgrade goes off smoothly, with 98.7% of nodes now upgraded - Cointelegraph](#)
- [Dogecoin jumps 44% in one day as traders rotate Shiba Inu profits into DOGE - Cointelegraph](#)
- [Thailand's biggest shopping center trialing digital currency - Cointelegraph](#)
- [Volt Equity's 'Bitcoin revolution' ETF goes live on NYSE today - Cointelegraph](#)
- [Bitpanda taps former JP Morgan exec to lead fully-regulated crypto exchange - Cointelegraph](#)
- [Binance Smart Chain surpasses 1.5 billion lifetime transactions - Cointelegraph](#)
- [Biden's pick for CFTC chair wants the agency to be a 'beat cop' with the authority to oversee 60% of digital asset market - Cointel](#)
- [BREAKING: Cream Finance appears to have suffered major loss in flash loan hack - Cointelegraph](#)
- [Coinbase hits number 1 spot on Apple's US App Store - TheBlock](#)



# Market Update - October 28, 2021

## Crypto Options

### BTC ATM Implied Vol, 1m



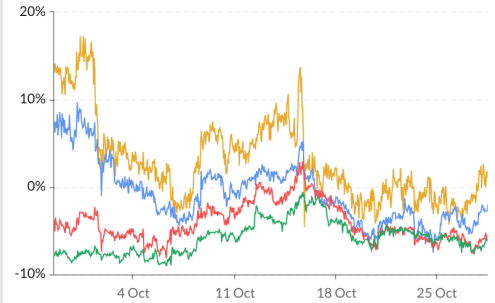
1wk ATM Vol Min: 66.2%, Max: 123.2%, Avg: 78.2%, Last: 73.1%  
 1mth ATM Vol Min: 75.9%, Max: 96.7%, Avg: 83.6%, Last: 81.7%  
 3mth ATM Vol Min: 85.2%, Max: 95.3%, Avg: 89.3%, Last: 91.7%  
 6mth ATM Vol Min: 87.0%, Max: 96.7%, Avg: 91.8%, Last: 96.0%

### ETH ATM Implied Vol, 1m



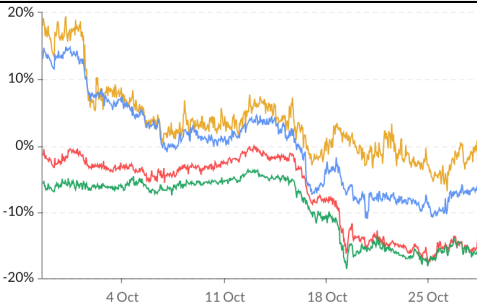
1wk ATM Vol Min: 80%, Max: 105%, Avg: 88%, Last: 88%  
 1mth ATM Vol Min: 86%, Max: 110%, Avg: 95%, Last: 102%  
 3mth ATM Vol Min: 98%, Max: 119%, Avg: 105%, Last: 115%  
 6mth ATM Vol Min: 100%, Max: 123%, Avg: 109%, Last: 121%

### BTC 25d Skew, 1m



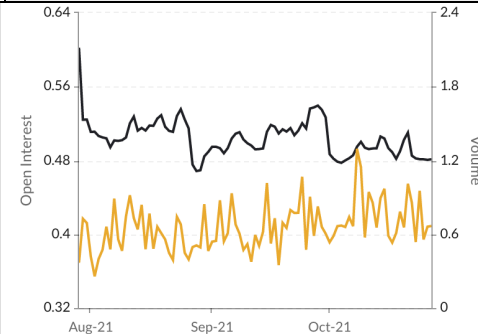
1wk 25D skew Min: -5%, Max: 17%, Avg: 3%, Last: 1%  
 1mth 25D skew Min: -8%, Max: 10%, Avg: -1%, Last: -2%  
 3mth 25D skew Min: -8%, Max: 3%, Avg: -4%, Last: -6%  
 6mth 25D skew Min: -9%, Max: -1%, Avg: -6%, Last: -6%

### ETH 25d Skew, 1m



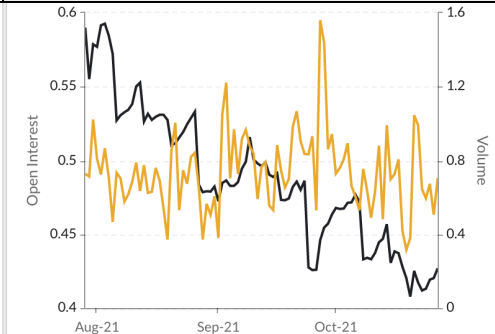
1wk 25D skew Min: -7%, Max: 20%, Avg: 3%, Last: 0%  
 1mth 25D skew Min: -11%, Max: 15%, Avg: 0%, Last: -6%  
 3mth 25D skew Min: -18%, Max: 0%, Avg: -7%, Last: -14%  
 6mth 25D skew Min: -19%, Max: -4%, Avg: -9%, Last: -16%

### BTC Put/Call Ratios, 3m



Open Interest Min: 0.47, Max: 0.60, Avg: 0.50, Last: 0.48  
 Volume Min: 0.26, Max: 1.30, Avg: 0.66, Last: 0.67

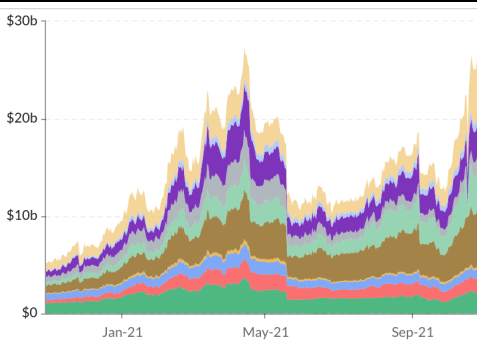
### ETH Put/Call Ratios, 3m



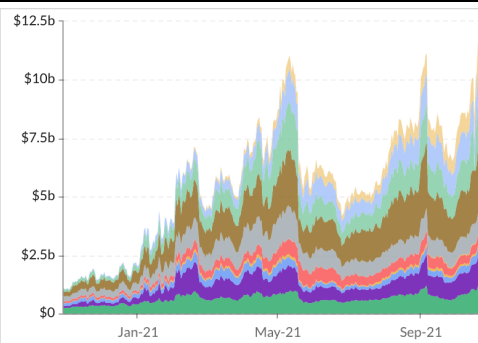
Open Interest Min: 0.41, Max: 0.59, Avg: 0.49, Last: 0.43  
 Volume Min: 0.32, Max: 1.56, Avg: 0.74, Last: 0.70

## Crypto Futures

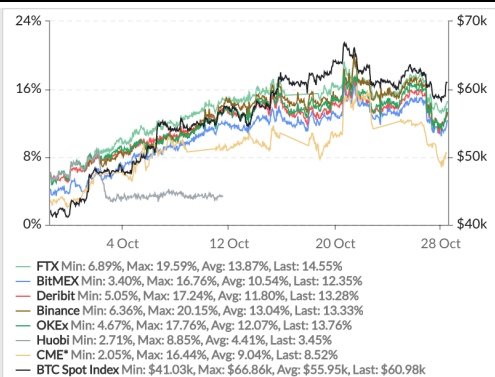
### BTC Aggregate Open Interest, 1y



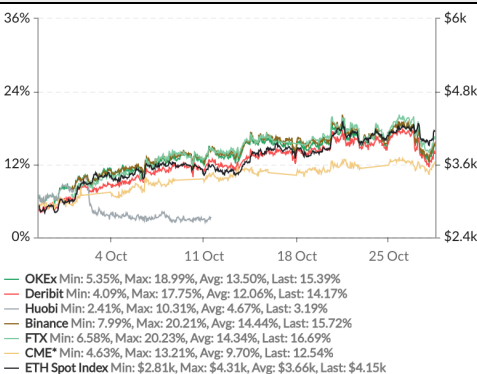
### ETH Aggregate Open Interest, 1y



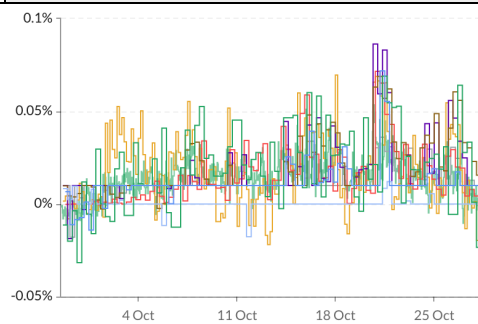
### BTC Annlzd Rolling 3m Basis, 1m



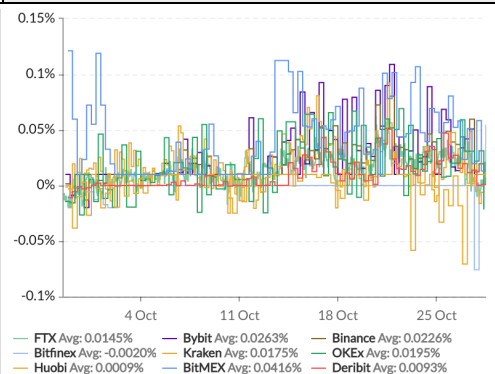
### ETH Annlzd Rolling 3m Basis, 1m



### BTC Perp Swaps Funding, 1m



### ETH Perp Swaps Funding, 1m





# GSR Market Update - October 28, 2021

## About GSR

GSR is a global leader in digital asset trading, market making, OTC derivatives, and investments. We operate in a culture of excellence and leverage our first-rate reputation, deep relationships and proprietary trading technology to move swiftly and capitalize on market opportunities.

GSR's experienced team brings together decades of institutional trading expertise, while our industry-leading proprietary technology stack anchors everything we do.

Our main service areas are: market making; proprietary and algorithmic trading; client execution; structured products; risk management solutions; and portfolio investments.

For more information or if we can help with anything, please see [gsr.io](https://gsr.io) or contact us at [gsr@gsr.io](mailto:gsr@gsr.io).

## Required Disclosures

This material is a product of the GSR Sales and Trading Department. It is not a product of a Research Department, not a research report, and not subject to all of the independence and disclosure standards applicable to research reports prepared pursuant to FINRA or CFTC research rules. This material is not independent of the Firm's proprietary interests, which may conflict with your interests. The Firm trades instruments discussed in this material for its own account. The author may have consulted with the Firm's traders and other personnel, who may have already traded based on the views expressed in this material, may trade contrary to the views expressed in this material, and may have positions in other instruments discussed herein. This material is intended only for institutional investors. Solely for purposes of the CFTC's rules and to the extent this material discusses derivatives, this material is a solicitation for entering into a derivatives transaction and should not be considered to be a derivatives research report.

This material is provided solely for informational purposes, is intended for your use only and does not constitute an offer or commitment, a solicitation of an offer or comment (except as noted for CFTC purposes), or any advice or recommendation, to enter into or conclude any transaction (whether on the indicative terms shown or otherwise), or to provide investment services in any state or country where such an offer or solicitation or provision would be illegal.

Information is based on sources considered to be reliable, but not guaranteed to be accurate or complete. Any opinions or estimates expressed herein reflect a judgment made as of the date of publication, and are subject to change without notice. Trading and investing in digital assets involves significant risks including price volatility and illiquidity and may not be suitable for all investors. GSR will not be liable whatsoever for any direct or consequential loss arising from the use of this Information. Copyright of this Information belongs to GSR. Neither this Information nor any copy thereof may be taken or rented or redistributed, directly or indirectly, without prior written permission of GSR. Not a solicitation to U.S. Entities or individuals for securities in any form. If you are such an entity, you must close this page.

## Sources

CoinGecko	Santiment	DefiPulse	WoldCoinIndex.com	Yahoo
CoinMarketCap	Skew	TradingView	Investing.com	Google
		DefiLlama		