

GSR Market Update - November 11, 2021

Crypto Leaderboard

Rank	Name	Ticker	Price	1h	24h	7d	24h Vol \$m	MC \$m	1-Year Chart
1	Bitcoin	BTC	\$64,874	0%	-6%	3%	48,885	1,224,246	
2	Ethereum	ETH	\$4,712	0%	-3%	2%	26,463	556,916	
3	Binance	BNB	\$625.65	0%	-6%	10%	2,620	105,166	
4	Tether	USDT	\$1.00	0%	-1%	0%	102,783	74,916	
5	Solana	SOL	\$240.24	0%	-1%	-1%	4,241	72,888	
6	Cardano	ADA	\$2.09	0%	-8%	1%	4,456	67,114	
7	Ripple	XRP	\$1.21	-1%	-10%	0%	6,710	57,063	
8	Polkadot	DOT	\$48.11	-1%	-7%	-10%	3,415	50,441	
9	USD//Coin	USDC	\$1.00	0%	-1%	0%	5,235	34,455	
10	Dogecoin	DOGE	\$0.26	-1%	-7%	-4%	2,841	34,287	

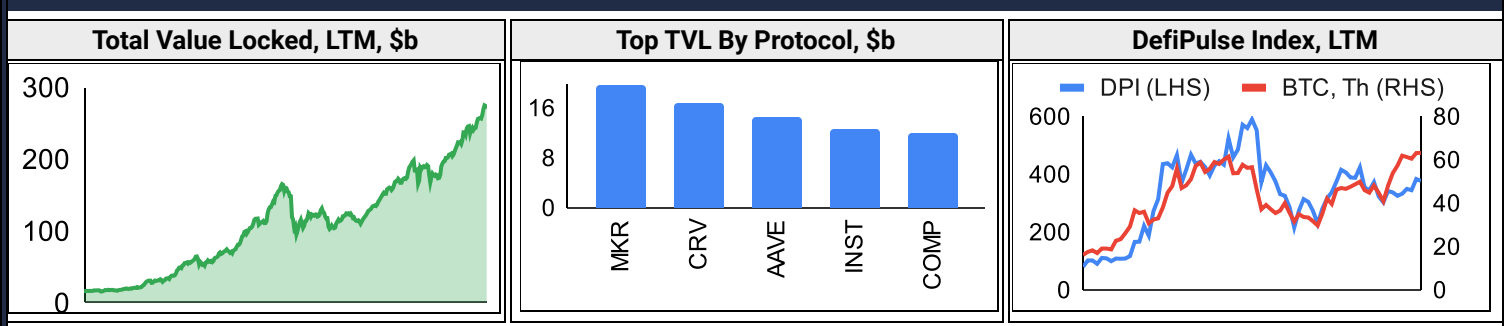
Top & Bottom Performers - Top 100 Tokens

24h		7 Days		30 Days		90 Days		365 Days	
MINA	39%	KDA	212%	MANA	222%	SHIB	578%	KICK	99,880%
KDA	18%	LRC	161%	HNT	163%	SOL	434%	DREP	62,944%
OMG	13%	LPT	122%	SAFEMOON	145%	AVAX	381%	SHIB	60,860%
HNT	9%	HNT	75%	KCS	106%	NEAR	251%	AXS	40,955%
ICP	-11%	SUSHI	-16%	WAVES	-19%	XDC	-33%	CCXX	-11%
THETA	-11%	RUNE	-17%	FLOW	-24%	DCR	-39%	KLAY	-47%
ETC	-12%	SAND	-28%	BCHA	-33%	FLOW	-45%	CTC	-56%
LRC	-15%	SPELL	-28%	HEX	-47%	CCXX	-47%	ICP	-90%

Category Performance

Category	1d	7d	30d	90d	365d	Ecosystem	1d	7d	30d	90d	365d
CEXs	1%	13%	59%	45%	1,150%	Avalanche	1%	5%	30%	13%	1,089%
Privacy	7%	11%	25%	6%	486%	xDAI	0%	4%	48%	36%	1,194%
Dist. Computing	-1%	9%	38%	24%	1,524%	Polygon	2%	2%	42%	40%	561%
Meme	5%	5%	52%	283%	35,033%	BSC	1%	-1%	13%	69%	1,359%
IoT	4%	4%	25%	13%	652%	Polkadot	1%	-2%	16%	42%	1,802%
DAOs	3%	1%	20%	-3%	490%	Cosmos	2%	-3%	19%	39%	693%
Smart Contract	1%	1%	18%	109%	2,710%	Terra	2%	-3%	25%	71%	5,231%
Defi	2%	1%	28%	19%	1,993%	Solana	1%	-5%	12%	190%	1,188%
Gaming	0%	-2%	110%	124%	15,252%						
DEX / B&L	2%	-3%	25%	15%	1,732%						
NFTs	1%	-3%	53%	73%	7,348%						

Defi



GSR Market Update - November 11, 2021

Trading Volume

Aggregate Volumes by Product, \$b					Top Derivatives Exchanges, \$m and bps					Top Spot Exchanges, \$m		
	1d	7d	30d	O/I	Exchange	1d Vol	O/I	Mkr	Tkr	Exchange	Score	1d Vol
Spot	128	630	2,740	n/a	Binance	120,461	22,335	2.0	4.0	Binance	9.9	49,842
Perpetuals	208	619	3,080	35	OKEx	33,837	4,956	2.0	5.0	Coinbase	8.5	10,154
Futures	15	48	245	8	FTX	25,773	6,908	2.0	7.0	FTX	8.2	4,678
Options	2	6	42	20	CoinTiger	23,794	9,603	0.0	0.0	Kraken	8.0	2,820

20 Day Volume - Top 100 Tokens, \$b				Top Volume, 1d, \$m		Top Volume, %20d Avg		Low Volume, %20d Avg	
				USDT	113,809	BTG	364%	PRIV	0%
				BTC	48,731	KCS	302%	SHIB	41%
				ETH	22,748	LTC	284%	MANA	52%
				BUSD	10,166	XLM	262%	SAFEMOON	54%
				USDC	8,391	ALGO	252%	AMP	61%

Traditional Finance

Global Equity Markets							SPX vs. BTC, Last 12 Months				
	SPX	N100	FTSE	DAX	NIKKEI	HSI					
1D	-1%	0%	0%	0%	1%	1%					
7D	-1%	0%	1%	-1%	-1%	-1%					
90D	4%	3%	2%	-3%	6%	-6%					
365D	30%	27%	16%	14%	15%	-5%					

10-Year Treasury Yields							Commodities & FX					
	US	Brazil	UK	Ger	Japan	HK	Last	WTI	Gas	Gold	EUR/USD	USD/JPY
Last	1.57%	11.47%	0.92%	-0.24%	0.07%	1.44%	Last	81	5.0	1,864	1.15	113.9
1d Chg	+0.012	0	-0.0025	+0.0065	+0.004	+0.023	1d % Chg	-0.97%	+1.93%	+0.85%	-0.15%	-0.05%

Crypto News

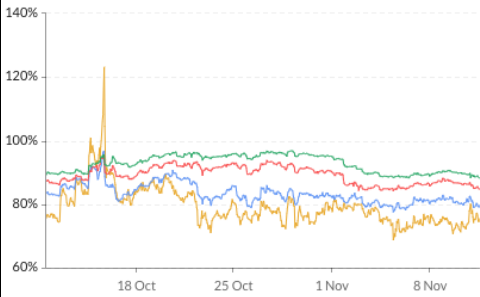
- [Bitcoin price briefly hits \\$69K ATH before plummeting back to Earth - Cointelegraph](#)
- [Bitcoin Suisse to enable Lightning Network payments - Cointelegraph](#)
- [Discord teases NFT integration and people are pissed - PC Gamer](#)
- [StackSwap Raises \\$1.3 Million in Funding Round to Build DEX on Bitcoin Network – Press release Bitcoin News - Bitcoin News](#)
- [French central bank publishes results from wholesale CBDC experiments - The Block Crypto](#)
- [One of crypto's biggest trading firms is betting DeFi will be as large as the centralized crypto market - TheBlock](#)
- [Bitcoin has further to fall before BTC attacks \\$70K, says trader - Cointelegraph](#)
- [Bitcoin, Ethereum, Crypto News and Price Data - Coindesk](#)
- [Crypto investing: Record flows into bitcoin, ether, altcoins: CoinShares - Markets Insider](#)
- [What Is Web3 and Why Are All the Crypto People Suddenly Talking About It? - Slate](#)
- [Polkadot ETFs in Europe outperform Bitcoin, Ethereum, traditional finance - AMBCrypto News](#)
- [Venezuelan Court Rolls Back Seizure of More Than 1000 Bitcoin Miners – Bitcoin News - Bitcoin News](#)
- [How To Invest In Bitcoin Without Buying Bitcoin - NDTV Profit](#)
- [India likely to introduce new crypto bill later this month - CryptoSlate](#)
- [Seoul to Launch 'Metaverse' Public Service Platform in 2022 - CryptoNews](#)
- ['We'll see about 200 chains connected through Cosmos' IBC next year,' says Tendermint CEO Peng Zhong - Cointelegraph](#)
- [SEC halts token registrations of Wyoming-based DAO - TheBlock](#)



GSR Market Update - November 11, 2021

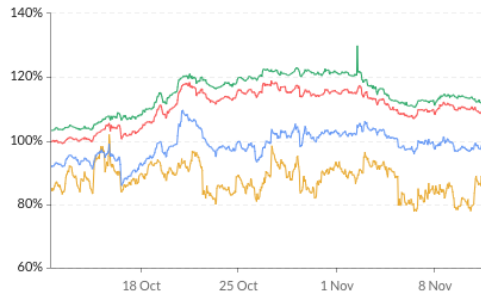
Crypto Options

BTC ATM Implied Vol, 1m



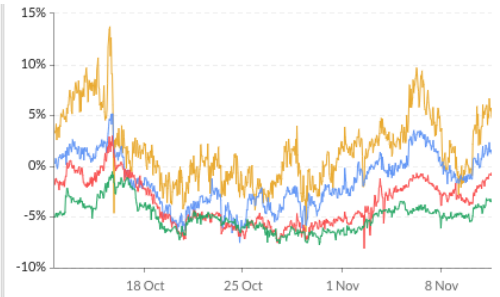
1wk ATM Vol Min: 68.7%, Max: 123.2%, Avg: 79.3%, Last: 75.5%
 1mth ATM Vol Min: 77.5%, Max: 96.7%, Avg: 83.3%, Last: 79.8%
 3mth ATM Vol Min: 84.2%, Max: 95.3%, Avg: 89.2%, Last: 84.7%
 6mth ATM Vol Min: 88.2%, Max: 96.9%, Avg: 92.7%, Last: 88.3%

ETH ATM Implied Vol, 1m



1wk ATM Vol Min: 78%, Max: 102%, Avg: 88%, Last: 85%
 1mth ATM Vol Min: 86%, Max: 110%, Avg: 99%, Last: 98%
 3mth ATM Vol Min: 99%, Max: 119%, Avg: 110%, Last: 109%
 6mth ATM Vol Min: 103%, Max: 130%, Avg: 114%, Last: 112%

BTC 25d Skew, 1m



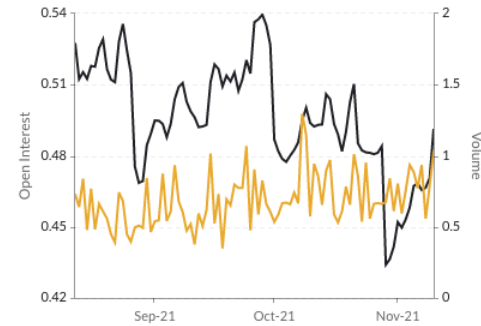
1wk 25d skew Min: -6%, Max: 14%, Avg: 2%, Last: 5%
 1mth 25d skew Min: -8%, Max: 5%, Avg: -1%, Last: 1%
 3mth 25d skew Min: -8%, Max: 3%, Avg: -4%, Last: -1%
 6mth 25d skew Min: -8%, Max: -1%, Avg: -5%, Last: -3%

ETH 25d Skew, 1m



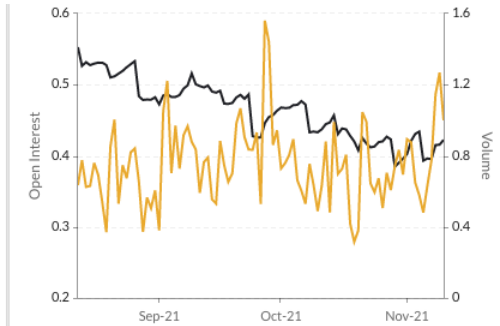
1wk 25d skew Min: -7%, Max: 8%, Avg: 1%, Last: 2%
 1mth 25d skew Min: -11%, Max: 5%, Avg: -4%, Last: -1%
 3mth 25d skew Min: -18%, Max: 0%, Avg: -10%, Last: -6%
 6mth 25d skew Min: -19%, Max: -4%, Avg: -11%, Last: -7%

BTC Put/Call Ratios, 3m



Open Interest Min: 0.43, Max: 0.54, Avg: 0.50, Last: 0.49
 Volume Min: 0.35, Max: 1.30, Avg: 0.69, Last: 1.03

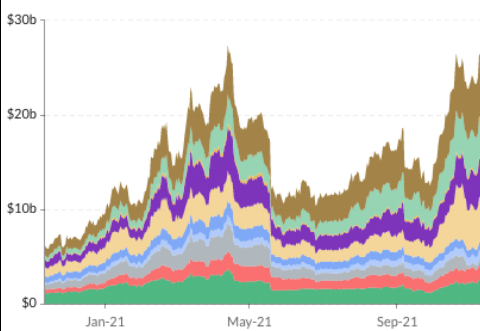
ETH Put/Call Ratios, 3m



Open Interest Min: 0.38, Max: 0.55, Avg: 0.46, Last: 0.42
 Volume Min: 0.32, Max: 1.56, Avg: 0.75, Last: 1.00

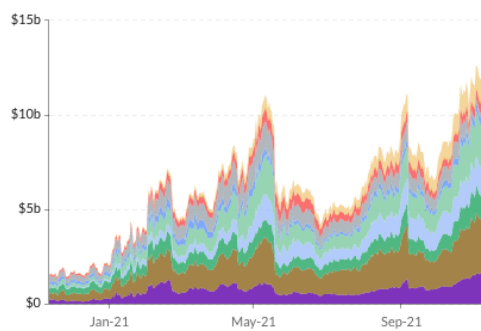
Crypto Futures

BTC Aggregate Open Interest, 1y



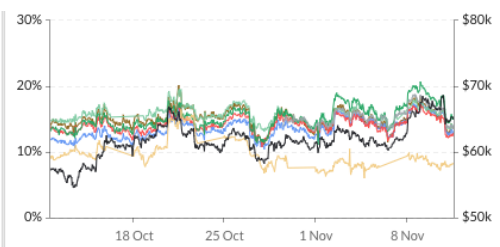
OKEx, Deribit, Huobi, Bitfinex, BITMEX, CME, CoinFlex, Bybit, Kraken, FTX, Binance

ETH Aggregate Open Interest, 1y



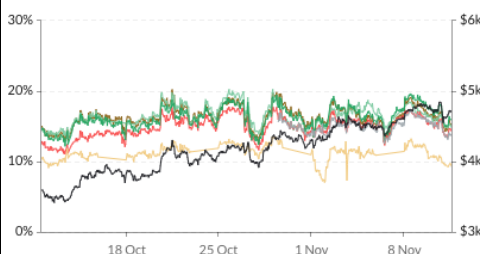
Bybit, Huobi, Binance, Deribit, OKEx, CoinFlex, Kraken, Bitfinex, FTX, BITMEX, CME

BTC Annlzd Rolling 3m Basis, 1m



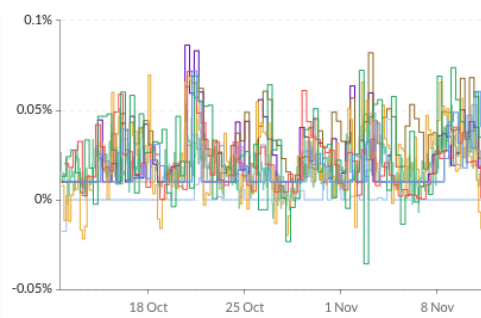
Binance Min: 11.07%, Max: 20.15%, Avg: 15.11%, Last: 13.63%
 BitMEX Min: 10.45%, Max: 17.36%, Avg: 13.54%, Last: 13.16%
 FTX Min: 13.10%, Max: 19.59%, Avg: 15.70%, Last: 13.98%
 Deribit Min: 10.75%, Max: 17.25%, Avg: 14.19%, Last: 12.72%
 OKEx Min: 11.17%, Max: 20.69%, Avg: 15.27%, Last: 14.93%
 Huobi Min: 13.14%, Max: 18.79%, Avg: 15.48%, Last: 14.01%
 CME* Min: 6.04%, Max: 16.44%, Avg: 9.68%, Last: 8.20%
 BTC Spot Index Min: \$54.60k, Max: \$68.61k, Avg: \$61.73k, Last: \$65.00k

ETH Annlzd Rolling 3m Basis, 1m



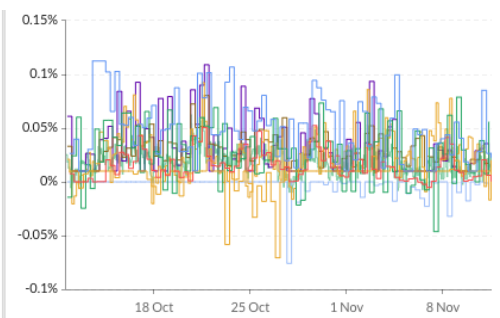
Binance Min: 12.39%, Max: 20.21%, Avg: 16.35%, Last: 15.10%
 FTX Min: 13.25%, Max: 20.26%, Avg: 16.52%, Last: 14.81%
 Deribit Min: 11.08%, Max: 17.75%, Avg: 14.87%, Last: 14.36%
 OKEx Min: 12.18%, Max: 19.61%, Avg: 16.23%, Last: 15.92%
 Huobi Min: 12.53%, Max: 17.48%, Avg: 15.04%, Last: 13.81%
 CME* Min: 7.03%, Max: 13.55%, Avg: 11.24%, Last: 9.31%
 ETH Spot Index Min: \$3.42k, Max: \$4.85k, Avg: \$4.18k, Last: \$4.72k

BTC Perp Swaps Funding, 1m



FTX Avg: 0.0184%, Bybit Avg: 0.0236%, Binance Avg: 0.0318%
 Bitfinex Avg: 0.0015%, Kraken Avg: 0.0213%, OKEx Avg: 0.0262%
 Huobi Avg: 0.0156%, BitMEX Avg: 0.0174%, Deribit Avg: 0.0207%

ETH Perp Swaps Funding, 1m



FTX Avg: 0.0182%, Bybit Avg: 0.0327%, Binance Avg: 0.0289%
 Bitfinex Avg: -0.0031%, Kraken Avg: 0.0243%, OKEx Avg: 0.0267%
 Huobi Avg: 0.0061%, BitMEX Avg: 0.0490%, Deribit Avg: 0.0151%



GSR Market Update - November 11, 2021

About GSR

GSR is a global leader in digital asset trading, market making, OTC derivatives, and investments. We operate in a culture of excellence and leverage our first-rate reputation, deep relationships and proprietary trading technology to move swiftly and capitalize on market opportunities.

GSR's experienced team brings together decades of institutional trading expertise, while our industry-leading proprietary technology stack anchors everything we do.

Our main service areas are: market making; proprietary and algorithmic trading; client execution; structured products; risk management solutions; and portfolio investments.

For more information or if we can help with anything, please see gsr.io or contact us at gsr@gsr.io.

Required Disclosures

This material is a product of the GSR Sales and Trading Department. It is not a product of a Research Department, not a research report, and not subject to all of the independence and disclosure standards applicable to research reports prepared pursuant to FINRA or CFTC research rules. This material is not independent of the Firm's proprietary interests, which may conflict with your interests. The Firm trades instruments discussed in this material for its own account. The author may have consulted with the Firm's traders and other personnel, who may have already traded based on the views expressed in this material, may trade contrary to the views expressed in this material, and may have positions in other instruments discussed herein. This material is intended only for institutional investors. Solely for purposes of the CFTC's rules and to the extent this material discusses derivatives, this material is a solicitation for entering into a derivatives transaction and should not be considered to be a derivatives research report.

This material is provided solely for informational purposes, is intended for your use only and does not constitute an offer or commitment, a solicitation of an offer or comment (except as noted for CFTC purposes), or any advice or recommendation, to enter into or conclude any transaction (whether on the indicative terms shown or otherwise), or to provide investment services in any state or country where such an offer or solicitation or provision would be illegal.

Information is based on sources considered to be reliable, but not guaranteed to be accurate or complete. Any opinions or estimates expressed herein reflect a judgment made as of the date of publication, and are subject to change without notice. Trading and investing in digital assets involves significant risks including price volatility and illiquidity and may not be suitable for all investors. GSR will not be liable whatsoever for any direct or consequential loss arising from the use of this Information. Copyright of this Information belongs to GSR. Neither this Information nor any copy thereof may be taken or rented or redistributed, directly or indirectly, without prior written permission of GSR. Not a solicitation to U.S. Entities or individuals for securities in any form. If you are such an entity, you must close this page.

Sources

CoinGecko	Santiment	DefiPulse	WoldCoinIndex.com	Yahoo
CoinMarketCap	Skew	TradingView	Investing.com	Google
		DefiLlama		