



Market Update - November 2, 2021

Crypto Leaderboard

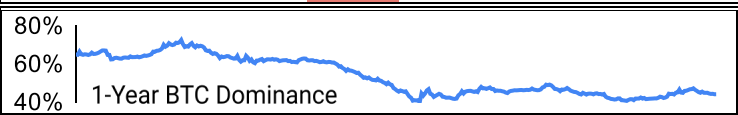
Rank	Name	Ticker	Price	1h	24h	7d	24h Vol \$m	MC \$m	1-Year Chart
1	Bitcoin	BTC	\$63,147	0%	2%	0%	34,982	1,191,900	
2	Ethereum	ETH	\$4,437	0%	2%	5%	19,064	524,389	
3	Binance	BNB	\$546.42	0%	3%	12%	2,296	91,873	
4	Tether	USDT	\$1.00	0%	0%	0%	259,072	71,408	
5	Cardano	ADA	\$1.97	0%	0%	-9%	1,718	63,103	
6	Solana	SOL	\$205.07	0%	0%	-3%	1,954	61,692	
7	Polkadot	DOT	\$52.16	0%	16%	17%	5,476	54,700	
8	Ripple	XRP	\$1.11	0%	2%	1%	4,224	52,187	
9	SHIBA INU	SHIB	\$0.00	-1%	-3%	67%	4,822	38,718	
10	Dogecoin	DOGE	\$0.27	0%	0%	3%	2,240	36,109	

Top & Bottom Performers - Top 100 Tokens

24h		7 Days		30 Days		90 Days		365 Days	
LRC	84%	MANA	288%	SHIB	728%	SHIB	1,034%	AXS	110,481%
SAND	25%	SAND	240%	MANA	312%	SOL	476%	KICK	110,167%
AUDIO	23%	LRC	207%	SAFEMOON	218%	AVAX	387%	SHIB	78,153%
KSM	16%	SHIB	67%	ENJ	100%	NEAR	337%	DREP	61,983%
CEL	-3%	ONE	-14%	XDC	-29%	COMP	-21%	CCXX	-5%
SHIB	-3%	NEAR	-14%	BCHA	-34%	CEL	-29%	KLAY	-36%
MANA	-8%	OKB	-14%	CCXX	-45%	FLOW	-37%	CTC	-61%
SAFEMOON	-12%	CEL	-15%	HEX	-46%	CCXX	-45%	ICP	-90%

Category Performance

Category	1d	7d	30d	90d	365d	Ecosystem	1d	7d	30d	90d	365d
Gaming	9%	116%	138%	223%	39,283%	Polygon	2%	22%	38%	46%	1,030%
NFTs	7%	60%	71%	125%	17,756%	xDAI	3%	9%	39%	76%	1,487%
Meme	-1%	27%	376%	535%	44,466%	Polkadot	2%	9%	23%	86%	736%
Dist. Computing	4%	12%	20%	57%	1,465%	Cosmos	2%	3%	8%	110%	1,720%
DEX / B&L	1%	7%	24%	51%	1,897%	Terra	1%	1%	1%	67%	1,976%
CEXs	2%	7%	32%	50%	992%	Solana	3%	1%	0%	69%	914%
IoT	1%	4%	19%	42%	641%	BSC	2%	-1%	22%	86%	5,085%
Defi	1%	3%	19%	45%	2,062%	Avalanche	2%	-1%	-1%	194%	870%
DAOs	1%	3%	13%	25%	663%						
Privacy	2%	3%	15%	20%	513%						
Smart Contract	2%	0%	13%	161%	3,072%						



Defi

Total Value Locked, LTM, \$b	Top TVL By Protocol, \$b	DefiPulse Index, LTM

GSR Market Update - November 2, 2021

Trading Volume

Aggregate Volumes by Product, \$b					Top Derivatives Exchanges, \$m and bps				Top Spot Exchanges, \$m			
	1d	7d	30d	O/I	Exchange	1d Vol	O/I	Mkr	Tkr	Exchange	Score	1d Vol
Spot	99	761	2,700	n/a	Binance	77,698	23,752	2.0	4.0	Binance	9.8	35,056
Perpetuals	106	760	3,040	33	CoinTiger	24,011	9,141	0.0	0.0	Coinbase	8.9	7,253
Futures	7	50	260	6	OKEx	20,916	5,008	2.0	5.0	KuCoin	8.6	3,335
Options	1	5	40	18	FTX	14,172	6,829	2.0	7.0	FTX	8.5	2,595

20 Day Volume - Top 100 Tokens, \$b				Top Volume, 1d, \$m		Top Volume, %20d Avg		Low Volume, %20d Avg	
				USDT	87,025	QTUM	551%	BTG	46%
				BTC	36,151	CRO	381%	LUNA	62%
				ETH	17,985	CHZ	294%	AXS	62%
				SHIB	8,121	MANA	269%	ONE	63%
				BUSD	7,578	SUSHI	267%	XTZ	68%

Traditional Finance

Global Equity Markets							SPX vs. BTC, Last 12 Months	
	SPX	N100	FTSE	DAX	NIKKEI	HSI		
1D	0%	0%	-1%	1%	0%	0%		
7D	1%	1%	0%	0%	1%	-3%		
90D	5%	4%	2%	-2%	6%	-6%		
365D	39%	43%	28%	28%	25%	3%		

10-Year Treasury Yields							Commodities & FX					
	US	Brazil	UK	Ger	Japan	HK	Last	WTI	Gas	Gold	EUR/USD	USD/JPY
Last	1.55%	12.20%	1.05%	-0.15%	0.08%	1.48%	Last	84	5.4	1,793	1.16	113.7
1d Chg	-0.019	+0.050	-0.014	-0.0495	-0.008	-0.023	1d % Chg	-0.65%	+3.55%	-0.16%	-0.04%	-0.22%

Crypto News

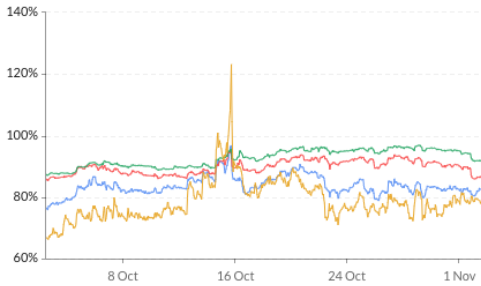
- [Ether Hits Fresh Record High, Sandbox's SAND Leads Rally in Metaverse Coins - CoinDesk](#)
- [Bitcoin Mining Difficulty Increases for 8th Time Since China's Crypto Ban - Decrypt](#)
- [MicroStrategy will continue adding bitcoin to its balance sheet, said CEO Saylor - Markets Insider](#)
- [Ethereum sees first consecutive week of deflationary issuance - Cointelegraph](#)
- [Goldman Sachs Predicts Ethereum Could Hit \\$8000 This Year - Altcoins Bitcoin News - Bitcoin News](#)
- [US Treasury report says stablecoin legislation is 'urgently needed' to address risks - Cointelegraph](#)
- [eNaira slowly gains traction post-launch amid glitches - Cointelegraph](#)
- [Who's building the metaverse? - Yahoo News](#)
- [Crypto Will Be the Currency of the Metaverse. Coinbase Could Benefit. - Barron's](#)
- [The Sandbox raises \\$93M to expand its NFT metaverse - Cointelegraph](#)
- [Binance suspends digital currency withdrawals: What's going on? - CoinGeek](#)
- [Crypto.com is the #1 app in the Google Play Store in the US - Cointelegraph](#)
- [Avalanche creates \\$200-million fund to lure top crypto devs - Cointelegraph](#)
- [Digital Currency Group sells \\$700M of shares for investors to take profits - Cointelegraph](#)
- [NYDIG acquires Bitcoin micropayments firm Bottlepay - Cointelegraph](#)
- [Top US banks offer big incentives to lure crypto talent - Cointelegraph](#)
- [Squid Game crypto token collapses in apparent scam - BBC News](#)



GSR Market Update - November 2, 2021

Crypto Options

BTC ATM Implied Vol, 1m



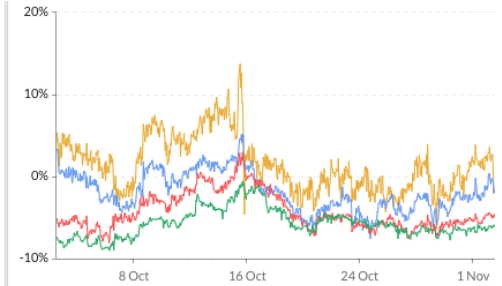
1mth ATM Vol Min: 75.9%, Max: 96.7%, Avg: 83.7%, Last: 82.6%
 3mth ATM Vol Min: 85.3%, Max: 95.3%, Avg: 89.8%, Last: 86.6%
 6mth ATM Vol Min: 87.0%, Max: 96.9%, Avg: 92.7%, Last: 91.9%
 1wk ATM Vol Min: 66.2%, Max: 123.2%, Avg: 78.8%, Last: 78.3%

ETH ATM Implied Vol, 1m



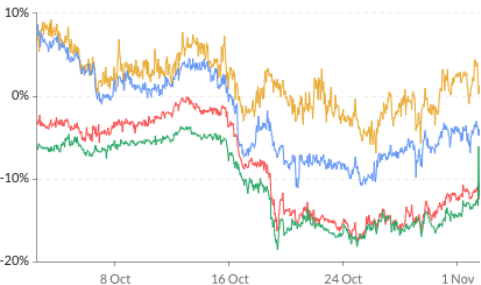
1mth ATM Vol Min: 86%, Max: 102%, Avg: 88%, Last: 89%
 3mth ATM Vol Min: 86%, Max: 110%, Avg: 96%, Last: 104%
 6mth ATM Vol Min: 99%, Max: 119%, Avg: 108%, Last: 117%
 1wk ATM Vol Min: 101%, Max: 130%, Avg: 111%, Last: 122%

BTC 25d Skew, 1m



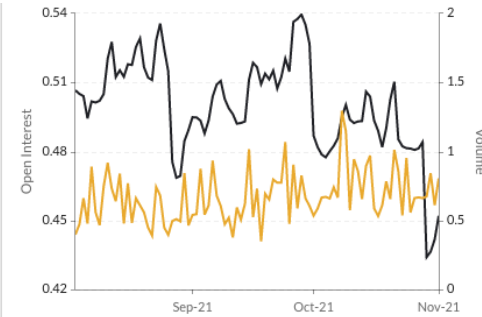
1wk 25d skew Min: -6%, Max: 14%, Avg: 1%, Last: -1%
 3mth 25d skew Min: -8%, Max: 5%, Avg: -2%, Last: -2%
 6mth 25d skew Min: -9%, Max: -1%, Avg: -6%, Last: -6%

ETH 25d Skew, 1m



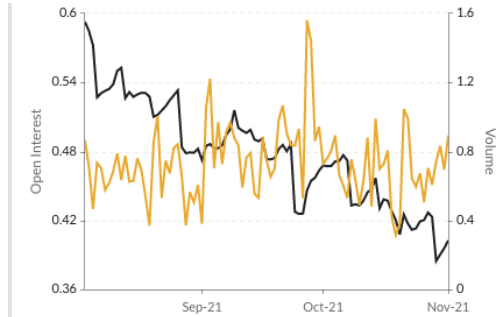
1wk 25d skew Min: -7%, Max: 9%, Avg: 2%, Last: 1%
 3mth 25d skew Min: -11%, Max: 9%, Avg: -2%, Last: -5%
 6mth 25d skew Min: -18%, Max: 0%, Avg: -9%, Last: -10%
 6mth 25d skew Min: -19%, Max: -4%, Avg: -10%, Last: -12%

BTC Put/Call Ratios, 3m



Open Interest Min: 0.43, Max: 0.54, Avg: 0.50, Last: 0.45
 Volume Min: 0.35, Max: 1.30, Avg: 0.67, Last: 0.81

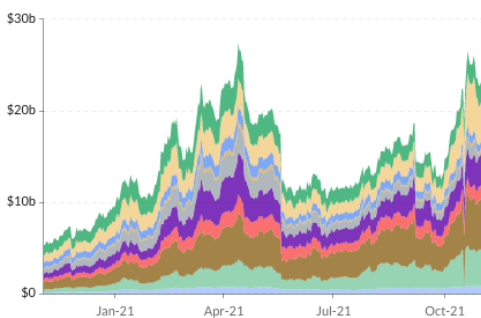
ETH Put/Call Ratios, 3m



Open Interest Min: 0.38, Max: 0.59, Avg: 0.48, Last: 0.40
 Volume Min: 0.32, Max: 1.56, Avg: 0.74, Last: 0.89

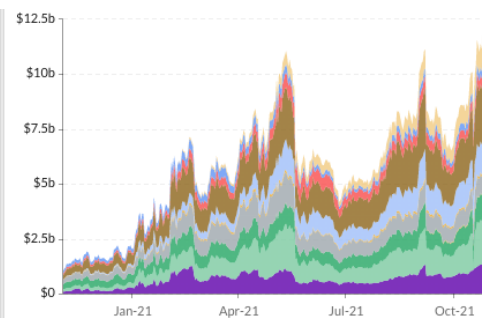
Crypto Futures

BTC Aggregate Open Interest, 1y



Bitfinex, FTX, CoinFlex, Binance, Deribit, Bybit, Huobi, Kraken, BITMEX, CME, OKEx

ETH Aggregate Open Interest, 1y



Bybit, FTX, OKEx, CoinFlex, Huobi, Kraken, Bitfinex, Binance, Deribit, BITMEX, CME

BTC Annlzd Rolling 3m Basis, 1m



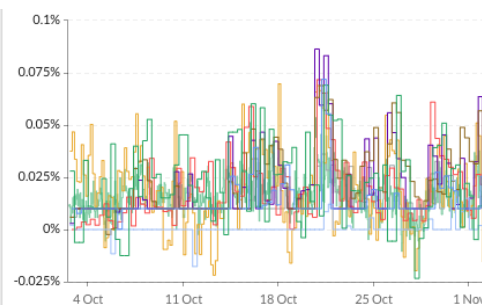
OKEx Min: 7.59%, Max: 18.60%, Avg: 13.21%, Last: 18.60%
 BITMEX Min: 5.36%, Max: 16.76%, Avg: 11.75%, Last: 15.98%
 FTX Min: 8.44%, Max: 19.59%, Avg: 14.36%, Last: 16.62%
 Binance Min: 6.92%, Max: 20.15%, Avg: 13.57%, Last: 16.68%
 Deribit Min: 7.52%, Max: 17.24%, Avg: 12.90%, Last: 16.33%
 Huobi Min: 2.71%, Max: 16.47%, Avg: 6.85%, Last: 16.34%
 CME* Min: 5.17%, Max: 16.44%, Avg: 9.78%, Last: 8.55%
 BTC Spot Index Min: \$47.29k, Max: \$66.86k, Avg: \$58.37k, Last: \$62.95k

ETH Annlzd Rolling 3m Basis, 1m



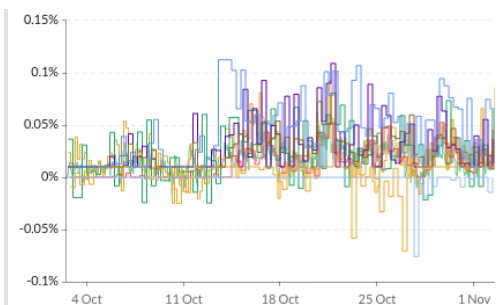
Deribit Min: 7.46%, Max: 17.75%, Avg: 13.33%, Last: 14.96%
 FTX Min: 7.98%, Max: 20.26%, Avg: 14.96%, Last: 17.18%
 Huobi Min: 2.41%, Max: 16.95%, Avg: 6.87%, Last: 15.88%
 OKEx Min: 8.79%, Max: 19.44%, Avg: 14.70%, Last: 18.60%
 Binance Min: 8.74%, Max: 20.21%, Avg: 15.08%, Last: 18.32%
 CME* Min: 6.50%, Max: 13.55%, Avg: 10.49%, Last: 11.33%
 ETH Spot Index Min: \$3.30k, Max: \$4.44k, Avg: \$3.85k, Last: \$4.41k

BTC Perp Swaps Funding, 1m



FTX Avg: 0.0163%, Huobi Avg: 0.0133%, BITMEX Avg: 0.0137%
 Kraken Avg: 0.0199%, Deribit Avg: 0.0189%, Bybit Avg: 0.0203%
 Binance Avg: 0.0235%, Bitfinex Avg: 0.0006%, OKEx Avg: 0.0230%

ETH Perp Swaps Funding, 1m



BitMEX Avg: 0.0424%, FTX Avg: 0.0168%, Kraken Avg: 0.0203%
 Deribit Avg: 0.0129%, OKEx Avg: 0.0233%, Bitfinex Avg: -0.0015%
 Bybit Avg: 0.0299%, Binance Avg: 0.0254%, Huobi Avg: 0.0036%



GSR Market Update - November 2, 2021

About GSR

GSR is a global leader in digital asset trading, market making, OTC derivatives, and investments. We operate in a culture of excellence and leverage our first-rate reputation, deep relationships and proprietary trading technology to move swiftly and capitalize on market opportunities.

GSR's experienced team brings together decades of institutional trading expertise, while our industry-leading proprietary technology stack anchors everything we do.

Our main service areas are: market making; proprietary and algorithmic trading; client execution; structured products; risk management solutions; and portfolio investments.

For more information or if we can help with anything, please see gsr.io or contact us at gsr@gsr.io.

Required Disclosures

This material is a product of the GSR Sales and Trading Department. It is not a product of a Research Department, not a research report, and not subject to all of the independence and disclosure standards applicable to research reports prepared pursuant to FINRA or CFTC research rules. This material is not independent of the Firm's proprietary interests, which may conflict with your interests. The Firm trades instruments discussed in this material for its own account. The author may have consulted with the Firm's traders and other personnel, who may have already traded based on the views expressed in this material, may trade contrary to the views expressed in this material, and may have positions in other instruments discussed herein. This material is intended only for institutional investors. Solely for purposes of the CFTC's rules and to the extent this material discusses derivatives, this material is a solicitation for entering into a derivatives transaction and should not be considered to be a derivatives research report.

This material is provided solely for informational purposes, is intended for your use only and does not constitute an offer or commitment, a solicitation of an offer or comment (except as noted for CFTC purposes), or any advice or recommendation, to enter into or conclude any transaction (whether on the indicative terms shown or otherwise), or to provide investment services in any state or country where such an offer or solicitation or provision would be illegal.

Information is based on sources considered to be reliable, but not guaranteed to be accurate or complete. Any opinions or estimates expressed herein reflect a judgment made as of the date of publication, and are subject to change without notice. Trading and investing in digital assets involves significant risks including price volatility and illiquidity and may not be suitable for all investors. GSR will not be liable whatsoever for any direct or consequential loss arising from the use of this Information. Copyright of this Information belongs to GSR. Neither this Information nor any copy thereof may be taken or rented or redistributed, directly or indirectly, without prior written permission of GSR. Not a solicitation to U.S. Entities or individuals for securities in any form. If you are such an entity, you must close this page.

Sources

CoinGecko	Santiment	DefiPulse	WoldCoinIndex.com	Yahoo
CoinMarketCap	Skew	TradingView	Investing.com	Google
		DefiLlama		