



Market Update - November 4, 2021

Crypto Leaderboard

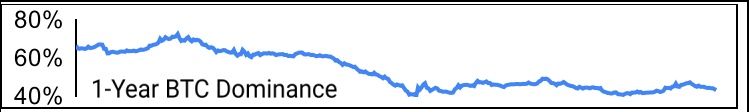
Rank	Name	Ticker	Price	1h	24h	7d	24h Vol \$m	MC \$m	1-Year Chart
1	Bitcoin	BTC	\$61,984	1%	-1%	6%	35,849	1,163,685	
2	Ethereum	ETH	\$4,547	1%	1%	15%	21,500	535,057	
3	Binance	BNB	\$560.06	1%	3%	24%	2,506	93,847	
4	Solana	SOL	\$240.96	1%	6%	31%	4,961	72,899	
5	Tether	USDT	\$1.00	1%	1%	0%	81,455	72,395	
6	Cardano	ADA	\$2.03	1%	-2%	5%	2,762	64,799	
7	Ripple	XRP	\$1.21	1%	4%	21%	6,706	56,274	
8	Polkadot	DOT	\$53.22	1%	6%	31%	2,992	55,556	
9	Dogecoin	DOGE	\$0.26	0%	-1%	11%	1,838	34,727	
10	USD//Coin	USDC	\$1.00	0%	1%	0%	3,384	33,787	

Top & Bottom Performers - Top 100 Tokens

24h		7 Days		30 Days		90 Days		365 Days	
TEL	31%	SAND	292%	MANA	257%	SHIB	759%	AXS	122,402%
AMP	31%	MANA	275%	SHIB	213%	SOL	514%	KICK	112,799%
OMG	22%	LRC	226%	SAFEMOON	165%	AVAX	421%	DREP	66,694%
HOT	19%	AMP	73%	ENJ	80%	NEAR	326%	SHIB	60,121%
MKR	-10%	WAVES	-10%	BCHA	-32%	DCR	-23%	CCXX	-9%
LRC	-10%	CEL	-14%	XDC	-34%	CEL	-35%	KLAY	-43%
AR	-13%	FTM	-18%	HEX	-45%	FLOW	-38%	CTC	-58%
SHIB	-15%	SHIB	-34%	CCXX	-47%	CCXX	-47%	ICP	-90%

Category Performance

Category	1d	7d	30d	90d	365d	Ecosystem	1d	7d	30d	90d	365d
Gaming	5%	85%	119%	215%	43,051%	Polygon	-1%	26%	39%	38%	1,150%
NFTs	4%	48%	58%	116%	19,318%	Terra	-1%	18%	11%	76%	1,635%
Dist. Computing	0%	18%	12%	39%	1,547%	Polkadot	-1%	15%	20%	73%	724%
IoT	5%	16%	16%	36%	713%	xDAI	-1%	13%	36%	110%	2,018%
CEXs	-2%	10%	34%	47%	1,037%	Cosmos	-1%	12%	13%	65%	2,084%
DAOs	-3%	9%	13%	15%	728%	Solana	-1%	12%	7%	59%	934%
Privacy	0%	8%	8%	11%	508%	Avalanche	1%	10%	9%	106%	5,513%
Defi	-2%	8%	18%	38%	2,243%	BSC	0%	7%	16%	211%	1,162%
DEX / B&L	-3%	8%	19%	37%	2,073%						
Smart Contract	-1%	7%	15%	150%	3,395%						
Meme	-3%	-17%	109%	394%	35,192%						



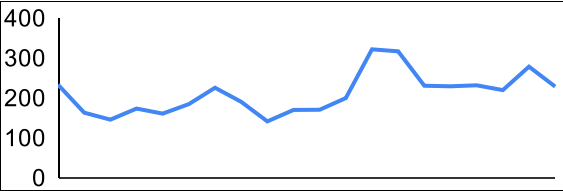
Defi

Total Value Locked, LTM, \$b	Top TVL By Protocol, \$b	DefiPulse Index, LTM

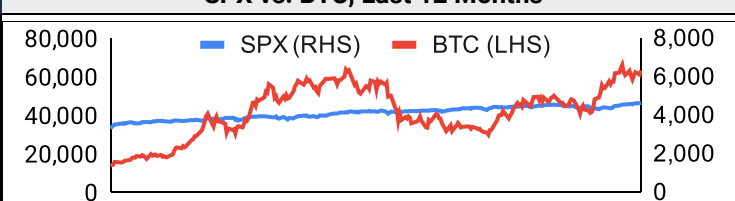
GSR Market Update - November 4, 2021

Trading Volume

Aggregate Volumes by Product, \$b					Top Derivatives Exchanges, \$m and bps				Top Spot Exchanges, \$m			
	1d	7d	30d	O/I	Exchange	1d Vol	O/I	Mkr	Tkr	Exchange	Score	1d Vol
Spot	103	799	2,680	n/a	Binance	80,360	25,241	2.0	4.0	Binance	9.8	38,542
Perpetuals	109	770	3,010	33	OKEx	21,583	4,849	2.0	5.0	Coinbase	8.8	8,557
Futures	7	55	255	6	CoinTiger	17,140	9,255	0.0	0.0	KuCoin	8.5	4,063
Options	1	6	40	18	FTX	15,959	6,806	2.0	7.0	FTX	8.5	3,741

20 Day Volume - Top 100 Tokens, \$b		Top Volume, 1d, \$m		Top Volume, %20d Avg		Low Volume, %20d Avg	
		USDT	89,437	AMP	715%	PRIV	0%
		BTC	36,125	MKR	513%	BCHA	27%
		ETH	21,220	TEL	492%	OKB	47%
		BUSD	7,771	CRO	297%	HEX	49%
		XRP	6,527	XEM	223%	HBAR	53%

Traditional Finance

Global Equity Markets							SPX vs. BTC, Last 12 Months	
	SPX	N100	FTSE	DAX	NIKKEI	HSI		
1D	1%	0%	0%	1%	1%	1%		
7D	1%	2%	0%	2%	3%	-2%		
90D	5%	4%	2%	0%	7%	-5%		
365D	35%	38%	24%	25%	24%	0%		

10-Year Treasury Yields							Commodities & FX					
	US	Brazil	UK	Ger	Japan	HK	Last	WTI	Gas	Gold	EUR/USD	USD/JPY
Last	1.58%	11.83%	1.00%	-0.20%	0.07%	1.51%	Last	83	5.7	1,789	1.16	114.0
1d Chg	-0.002	-0.049	-0.0755	-0.0305	-0.003	+0.024	1d % Chg	+2.	+0.23%	+1.44%	-0.48%	+0.02%

Crypto News

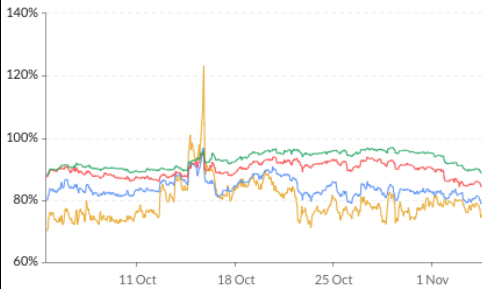
- [Bitcoin price slips as Ether comes down from record - Fox Business](#)
- [Bitcoin could hit \\$146,000 and is looking like digital gold: JPMorgan - Markets Insider](#)
- [Bitcoin \(BTC\) ETF Mania Halted as Wall Street Presses Pause After BITO - Bloomberg](#)
- [Friday's \\$540M Ethereum options expiry favors traders with targets at \\$5K - Cointelegraph](#)
- [Fed to taper bond purchases by \\$15B a month as it unwinds pandemic-era stimulus - Fox Business](#)
- [How Crypto Payments Can Disrupt the Billion-Dollar Transaction Fee Industry - The Daily Hodl](#)
- [Why Is Shiba Inu Coin Price Crashing Today? - Benzinga - Benzinga](#)
- [BTS agency Hybe in NFT venture with cryptocurrency giant Dunamu - South China Morning Post](#)
- [Total Value Locked in Defi Reaches \\$250 Billion — Uniswap, Quickswap, Trader Joe Dominate Dex Volumes – Defi Bitcoin News](#)
- [DeFi — the 'Wild West' of crypto — is next on regulators' hit list - CNBC](#)
- [Enjin wants to decentralize its metaverse with new \\$100M fund - Cointelegraph](#)
- [FC Barcelona set to launch NFT soccer moments with Ownix - Cointelegraph](#)
- [Everyone's in The Sandbox: Artists, brands and creators pile into the metaverse - Cointelegraph](#)
- [EOS community ramps up battle for organization control against former developer Block.one - Cointelegraph](#)
- [Goldman Sachs boosts tokenization efforts with new partnership - Cointelegraph](#)
- [Coinbase Tests Commission-Free Subscription Cryptocurrency Trading Service - Gadgets 360](#)
- [SQUID token up 600% despite debacle and Binance investigation - Cointelegraph](#)



GSR Market Update - November 4, 2021

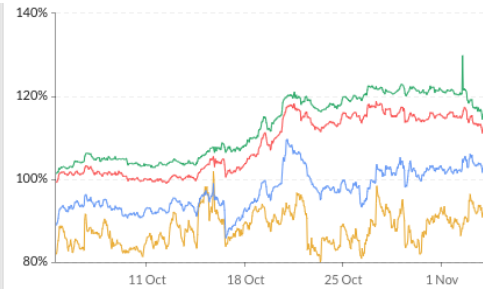
Crypto Options

BTC ATM Implied Vol, 1m



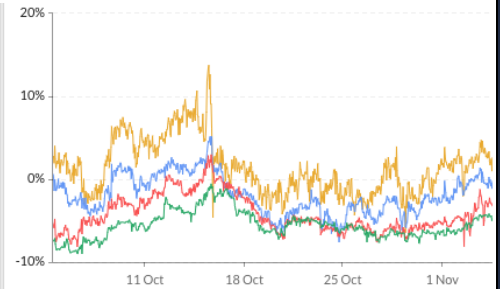
1wk ATM Vol Min: 70.1%, Max: 123.2%, Avg: 79.3%, Last: 74.7%
 1mth ATM Vol Min: 78.9%, Max: 96.7%, Avg: 83.9%, Last: 78.9%
 3mth ATM Vol Min: 84.3%, Max: 95.3%, Avg: 89.7%, Last: 84.4%
 6mth ATM Vol Min: 88.0%, Max: 96.9%, Avg: 92.9%, Last: 88.7%

ETH ATM Implied Vol, 1m



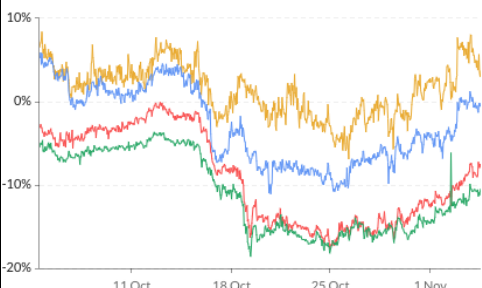
1wk ATM Vol Min: 80%, Max: 102%, Avg: 88%, Last: 91%
 1mth ATM Vol Min: 86%, Max: 110%, Avg: 97%, Last: 101%
 3mth ATM Vol Min: 99%, Max: 119%, Avg: 109%, Last: 111%
 6mth ATM Vol Min: 101%, Max: 130%, Avg: 112%, Last: 115%

BTC 25d Skew, 1m



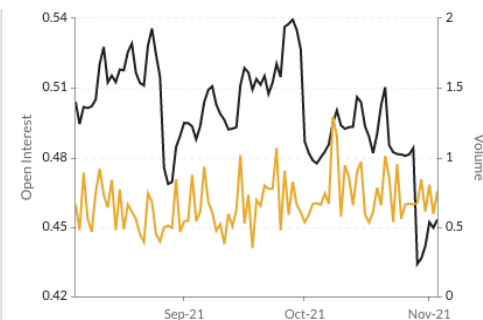
1wk 25d skew Min: -6%, Max: 14%, Avg: 1%, Last: 3%
 1mth 25d skew Min: -8%, Max: 5%, Avg: -2%, Last: 0%
 3mth 25d skew Min: -8%, Max: 3%, Avg: -4%, Last: -3%
 6mth 25d skew Min: -9%, Max: -1%, Avg: -6%, Last: -5%

ETH 25d Skew, 1m



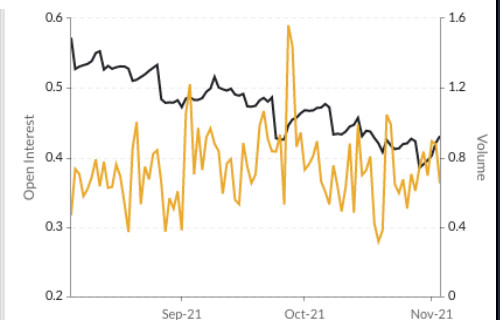
1wk 25d skew Min: -7%, Max: 8%, Avg: 1%, Last: 4%
 1mth 25d skew Min: -11%, Max: 6%, Avg: -3%, Last: 0%
 3mth 25d skew Min: -18%, Max: 0%, Avg: -9%, Last: -8%
 6mth 25d skew Min: -19%, Max: -4%, Avg: -11%, Last: -10%

BTC Put/Call Ratios, 3m



Open Interest Min: 0.43, Max: 0.54, Avg: 0.50, Last: 0.45
 Volume Min: 0.35, Max: 1.30, Avg: 0.68, Last: 0.76

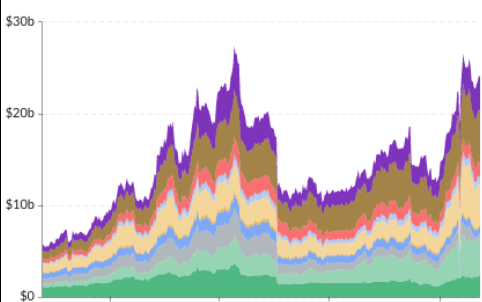
ETH Put/Call Ratios, 3m



Open Interest Min: 0.38, Max: 0.57, Avg: 0.47, Last: 0.43
 Volume Min: 0.32, Max: 1.56, Avg: 0.74, Last: 0.65

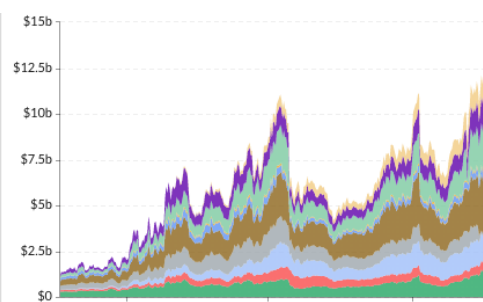
Crypto Futures

BTC Aggregate Open Interest, 1y



OKEx, FTX, Huobi, BitMEX, Kraken, CME, Bitfinex, CoinFlex, Deribit, Binance, Bybit

ETH Aggregate Open Interest, 1y



OKEx, Deribit, Bitfinex, Huobi, Binance, CoinFlex, BitMEX, Kraken, FTX, Bybit

BTC Annlzd Rolling 3m Basis, 1m



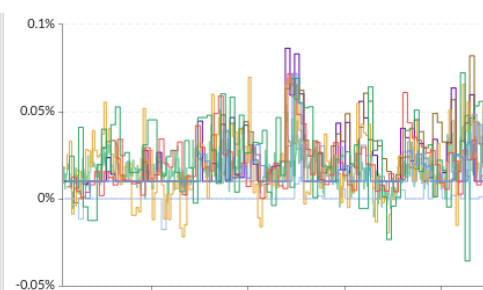
FTX Min: 9.78%, Max: 19.59%, Avg: 14.86%, Last: 16.96%
 Binance Min: 8.39%, Max: 20.15%, Avg: 14.10%, Last: 15.25%
 Deribit Min: 8.29%, Max: 17.24%, Avg: 13.36%, Last: 14.71%
 Huobi Min: 2.71%, Max: 16.75%, Avg: 8.79%, Last: 15.60%
 OKEx Min: 8.37%, Max: 18.99%, Avg: 13.81%, Last: 16.53%
 BitMEX Min: 7.11%, Max: 16.74%, Avg: 12.34%, Last: 14.89%
 CME* Min: 5.17%, Max: 16.44%, Avg: 9.75%, Last: 7.81%
 BTC Spot Index Min: \$47.45k, Max: \$66.86k, Avg: \$59.34k, Last: \$61.47k

ETH Annlzd Rolling 3m Basis, 1m



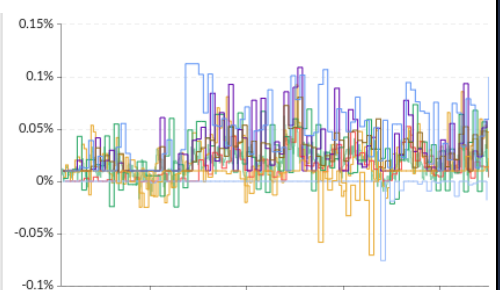
FTX Min: 9.51%, Max: 20.26%, Avg: 15.49%, Last: 18.10%
 OKEx Min: 9.97%, Max: 19.44%, Avg: 15.17%, Last: 16.88%
 Deribit Min: 8.40%, Max: 17.75%, Avg: 13.81%, Last: 15.85%
 Huobi Min: 2.41%, Max: 16.95%, Avg: 8.62%, Last: 15.44%
 Binance Min: 10.42%, Max: 20.21%, Avg: 15.54%, Last: 16.82%
 CME* Min: 6.50%, Max: 13.55%, Avg: 10.67%, Last: 11.58%
 ETH Spot Index Min: \$3.32k, Max: \$4.65k, Avg: \$3.93k, Last: \$4.51k

BTC Perp Swaps Funding, 1m



FTX Avg: 0.0172%, Bybit Avg: 0.0215%, Binance Avg: 0.0262%
 Bitfinex Avg: 0.0013%, Kraken Avg: 0.0202%, OKEx Avg: 0.0238%
 Huobi Avg: 0.0138%, BitMEX Avg: 0.0145%, Deribit Avg: 0.0199%

ETH Perp Swaps Funding, 1m



BitMEX Avg: 0.0457%, FTX Avg: 0.0179%, Kraken Avg: 0.0215%
 Deribit Avg: 0.0137%, OKEx Avg: 0.0245%, Bitfinex Avg: -0.0017%
 Bybit Avg: 0.0322%, Binance Avg: 0.0271%, Huobi Avg: 0.0047%



GSR Market Update - November 4, 2021

About GSR

GSR is a global leader in digital asset trading, market making, OTC derivatives, and investments. We operate in a culture of excellence and leverage our first-rate reputation, deep relationships and proprietary trading technology to move swiftly and capitalize on market opportunities.

GSR's experienced team brings together decades of institutional trading expertise, while our industry-leading proprietary technology stack anchors everything we do.

Our main service areas are: market making; proprietary and algorithmic trading; client execution; structured products; risk management solutions; and portfolio investments.

For more information or if we can help with anything, please see gsr.io or contact us at gsr@gsr.io.

Required Disclosures

This material is a product of the GSR Sales and Trading Department. It is not a product of a Research Department, not a research report, and not subject to all of the independence and disclosure standards applicable to research reports prepared pursuant to FINRA or CFTC research rules. This material is not independent of the Firm's proprietary interests, which may conflict with your interests. The Firm trades instruments discussed in this material for its own account. The author may have consulted with the Firm's traders and other personnel, who may have already traded based on the views expressed in this material, may trade contrary to the views expressed in this material, and may have positions in other instruments discussed herein. This material is intended only for institutional investors. Solely for purposes of the CFTC's rules and to the extent this material discusses derivatives, this material is a solicitation for entering into a derivatives transaction and should not be considered to be a derivatives research report.

This material is provided solely for informational purposes, is intended for your use only and does not constitute an offer or commitment, a solicitation of an offer or comment (except as noted for CFTC purposes), or any advice or recommendation, to enter into or conclude any transaction (whether on the indicative terms shown or otherwise), or to provide investment services in any state or country where such an offer or solicitation or provision would be illegal.

Information is based on sources considered to be reliable, but not guaranteed to be accurate or complete. Any opinions or estimates expressed herein reflect a judgment made as of the date of publication, and are subject to change without notice. Trading and investing in digital assets involves significant risks including price volatility and illiquidity and may not be suitable for all investors. GSR will not be liable whatsoever for any direct or consequential loss arising from the use of this Information. Copyright of this Information belongs to GSR. Neither this Information nor any copy thereof may be taken or rented or redistributed, directly or indirectly, without prior written permission of GSR. Not a solicitation to U.S. Entities or individuals for securities in any form. If you are such an entity, you must close this page.

Sources

CoinGecko	Santiment	DefiPulse	WoldCoinIndex.com	Yahoo
CoinMarketCap	Skew	TradingView	Investing.com	Google
		DefiLlama		