



Market Update - November 9, 2021

Crypto Leaderboard

Rank	Name	Ticker	Price	1h	24h	7d	24h Vol \$m	MC \$m	1-Year Chart
1	Bitcoin	BTC	\$67,964	1%	3%	11%	40,838	1,278,513	
2	Ethereum	ETH	\$4,824	1%	1%	11%	20,345	567,150	
3	Binance	BNB	\$645.82	0%	0%	17%	2,347	108,278	
4	Tether	USDT	\$1.00	0%	0%	0%	81,227	74,462	
5	Solana	SOL	\$246.06	0%	0%	21%	2,835	74,259	
6	Cardano	ADA	\$2.30	1%	13%	18%	4,799	73,493	
7	Ripple	XRP	\$1.26	1%	0%	15%	5,011	58,864	
8	Polkadot	DOT	\$52.24	0%	-2%	4%	1,549	54,637	
9	Dogecoin	DOGE	\$0.28	1%	-1%	2%	2,694	36,616	
10	USD//Coin	USDC	\$1.00	0%	0%	0%	3,194	34,404	

Top & Bottom Performers - Top 100 Tokens

24h		7 Days		30 Days		90 Days		365 Days	
LPT	87%	LPT	181%	MANA	243%	SHIB	613%	KICK	99,041%
LRC	54%	KDA	144%	HNT	166%	SOL	492%	DREP	62,629%
BAT	33%	LRC	138%	SAFEMOON	163%	AVAX	432%	SHIB	61,265%
HNT	20%	HNT	80%	SHIB	112%	NEAR	263%	AXS	54,928%
AVAX	-7%	RUNE	-17%	DCR	-22%	CEL	-31%	CCXX	-8%
CRO	-9%	SAFEMOON	-20%	FLOW	-25%	DCR	-32%	KLAY	-45%
TIME	-10%	SPELL	-20%	CCXX	-36%	FLOW	-42%	CTC	-56%
SPELL	-15%	SHIB	-22%	HEX	-61%	CCXX	-46%	ICP	-89%

Category Performance

Category	1d	7d	30d	90d	365d	Ecosystem	1d	7d	30d	90d	365d
CEXs	-2%	16%	64%	53%	1,189%	Avalanche	-1%	16%	30%	27%	1,216%
Dist. Computing	3%	16%	43%	35%	1,593%	Terra	-1%	14%	25%	46%	1,268%
IoT	2%	9%	25%	29%	724%	xDAI	1%	7%	57%	53%	606%
Smart Contract	1%	9%	26%	141%	3,068%	Cosmos	-1%	6%	23%	97%	1,421%
DAOs	2%	7%	26%	16%	593%	Solana	0%	6%	23%	59%	2,001%
Defi	1%	7%	35%	37%	2,260%	BSC	2%	6%	22%	63%	830%
Privacy	3%	4%	18%	9%	466%	Polygon	0%	3%	44%	85%	5,859%
DEX / B&L	2%	2%	33%	35%	1,979%	Polkadot	1%	-1%	21%	216%	1,247%
NFTs	0%	0%	61%	87%	9,339%						
Gaming	-2%	-2%	124%	146%	19,910%						
Meme	0%	-9%	67%	309%	35,798%						

Defi

Total Value Locked, LTM, \$b

Top TVL By Protocol, \$b

DefiPulse Index, LTM

GSR Market Update - November 9, 2021

Trading Volume

Aggregate Volumes by Product, \$b					Top Derivatives Exchanges, \$m and bps					Top Spot Exchanges, \$m		
	1d	7d	30d	O/I	Exchange	1d Vol	O/I	Mkr	Tkr	Exchange	Score	1d Vol
Spot	91	680	2,810	n/a	Binance	74,632	26,532	2.0	4.0	Binance	9.9	32,846
Perpetuals	99	661	3,150	36	OKEx	22,559	5,451	2.0	5.0	Coinbase	9.0	7,191
Futures	9	46	259	6	FTX	17,201	7,589	2.0	7.0	KuCoin	8.6	3,734
Options	2	6	42	20	CoinTiger	15,865	10,904	0.0	0.0	FTX	8.6	3,003

20 Day Volume - Top 100 Tokens, \$b				Top Volume, 1d, \$m		Top Volume, %20d Avg		Low Volume, %20d Avg	
				USDT	82,549	BTG	433%	PRIV	0%
				BTC	41,126	KCS	381%	MANA	29%
				ETH	19,291	CRO	322%	BCHA	40%
				BUSD	7,222	STX	307%	SHIB	44%
				XRP	5,548	AVAX	251%	SAFEMOON	45%

Traditional Finance

Global Equity Markets							SPX vs. BTC, Last 12 Months	
	SPX	N100	FTSE	DAX	NIKKEI	HSI		
1D	0%	0%	0%	0%	-1%	0%		
7D	2%	2%	0%	1%	-2%	-1%		
90D	6%	4%	1%	0%	5%	-7%		
365D	32%	30%	18%	17%	18%	-5%		

10-Year Treasury Yields							Commodities & FX					
	US	Brazil	UK	Ger	Japan	HK	Last	WTI	Gas	Gold	EUR/USD	USD/JPY
Last	1.46%	11.74%	0.85%	-0.27%	0.06%	1.39%	Last	82	5.3	1,827	1.16	113.1
1d Chg	-0.033	0	-0.003	-0.0255	-0.003	-0.023	1d % Chg	+0.	-2.16%	-0.07%	-0.11%	-0.13%

Crypto News

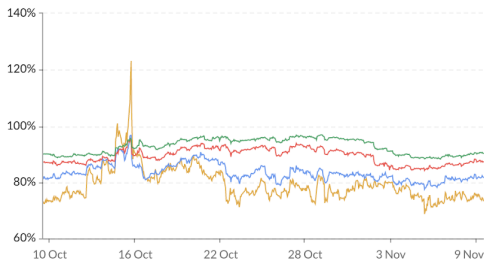
- [Bitcoin hits new all-time high above \\$68,000 as cryptocurrencies extend rally - CNBC](#)
- ['Clear skies' for Bitcoin price discovery if giant \\$70K BTC sell-wall is scaled - Cointelegraph](#)
- [Why You Should Care About Taproot, The Next Major Bitcoin Upgrade - Bitcoin Magazine](#)
- [Singapore's central bank warns against crypto, says retail investors risk 'significant losses' - CNBC](#)
- [New York's incoming mayor says crypto should be taught in schools - CNBC](#)
- [BlockFi Applies for Physical Bitcoin ETF - Bloomberg](#)
- [Russia to change laws for digital ruble, while central bank mulls 2022 prototype - Cointelegraph](#)
- [Discord community splits as CEO unveils pre-released Ethereum integration - Cointelegraph](#)
- [Ethereum Name Service's new token already has a fully diluted cap of \\$3.1B - Cointelegraph](#)
- [OpenSea extends NFT dominance with \\$10B cumulative volume - Cointelegraph](#)
- [BREAKING: Mastercard launches crypto-linked cards across Asia-Pacific - Cointelegraph](#)
- [Huobi Group is moving to Gibraltar following China crackdown - Cointelegraph](#)
- [Coinbase launches standalone browser extension for Coinbase Wallet - Cointelegraph](#)
- [FTX CEO: Social media on the blockchain could be 'absolutely huge' - Theblock](#)
- [ECB's Panetta Says CBDCs 'Likely' to Be Legal Tender: Report - Coindesk](#)
- [Swiss Central Bank Ready to Run With wCBDC in January: 'Just Takes a Policy Decision' - Coindesk](#)
- [Solana Wallets Phantom, Solflare Eye Mobile for Growth - Coindesk](#)



Market Update - November 9, 2021

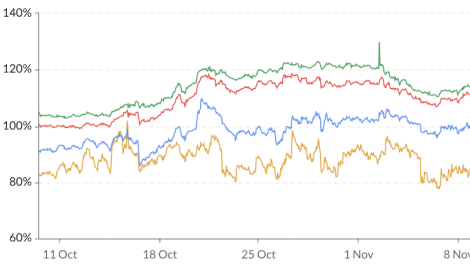
Crypto Options

BTC ATM Implied Vol, 1m



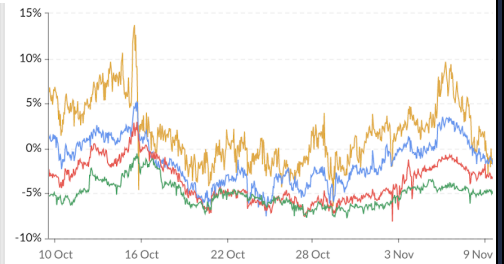
1wk ATM Vol Min: 68.7%, Max: 123.2%, Avg: 79.3%, Last: 73.3%
 1mth ATM Vol Min: 77.5%, Max: 96.7%, Avg: 83.5%, Last: 81.6%
 3mth ATM Vol Min: 84.2%, Max: 95.3%, Avg: 89.9%, Last: 87.2%
 6mth ATM Vol Min: 88.2%, Max: 96.9%, Avg: 92.7%, Last: 90.2%

ETH ATM Implied Vol, 1m



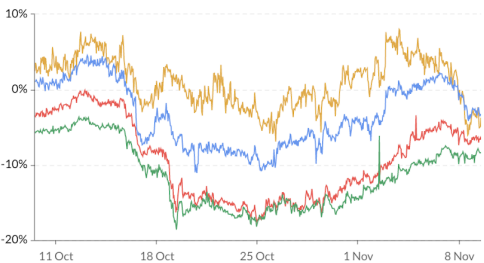
1wk ATM Vol Min: 78%, Max: 102%, Avg: 88%, Last: 78%
 1mth ATM Vol Min: 86%, Max: 110%, Avg: 98%, Last: 97%
 3mth ATM Vol Min: 99%, Max: 119%, Avg: 110%, Last: 110%
 6mth ATM Vol Min: 103%, Max: 130%, Avg: 114%, Last: 114%

BTC 25d Skew, 1m



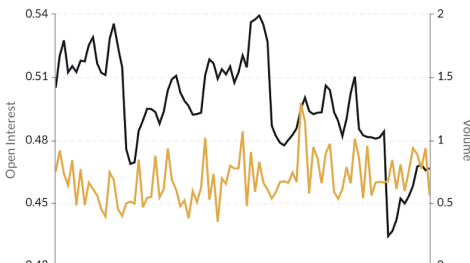
1wk 25D skew Min: -6%, Max: 14%, Avg: 2%, Last: -2%
 1mth 25D skew Min: -8%, Max: 5%, Avg: -1%, Last: -2%
 3mth 25D skew Min: -8%, Max: 3%, Avg: -4%, Last: -3%
 6mth 25D skew Min: -8%, Max: -1%, Avg: -5%, Last: -5%

ETH 25d Skew, 1m



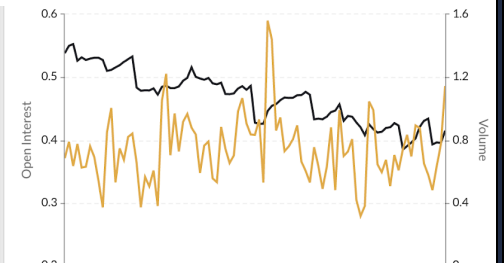
1wk 25D skew Min: -7%, Max: 8%, Avg: 1%, Last: -4%
 1mth 25D skew Min: -11%, Max: 5%, Avg: -3%, Last: -3%
 3mth 25D skew Min: -18%, Max: 0%, Avg: -9%, Last: -7%
 6mth 25D skew Min: -19%, Max: -4%, Avg: -11%, Last: -8%

BTC Put/Call Ratios, 3m



Open Interest Min: 0.43, Max: 0.54, Avg: 0.50, Last: 0.47
 Volume Min: 0.35, Max: 1.30, Avg: 0.69, Last: 0.56

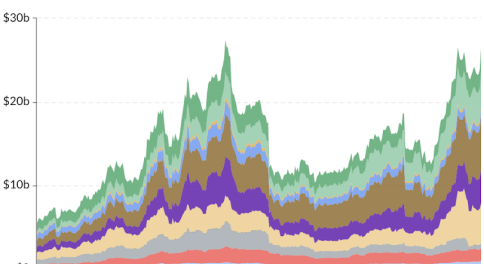
ETH Put/Call Ratios, 3m



Open Interest Min: 0.38, Max: 0.55, Avg: 0.47, Last: 0.42
 Volume Min: 0.32, Max: 1.56, Avg: 0.74, Last: 1.14

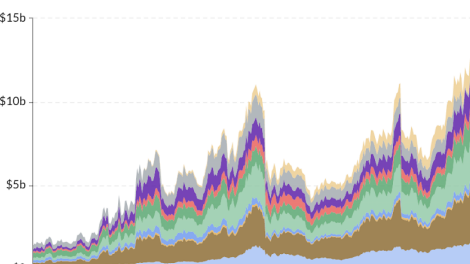
Crypto Futures

BTC Aggregate Open Interest, 1y



Bitfinex, Deribit, Huobi, CoinFlex, CME, Bybit, Binance, BitMEX, Kraken, FTX, OKEx

ETH Aggregate Open Interest, 1y



Bitfinex, Binance, Kraken, CoinFlex, BitMEX, FTX, OKEx, Deribit, Bybit, Huobi, CME

BTC Annlzd Rolling 3m Basis, 1m



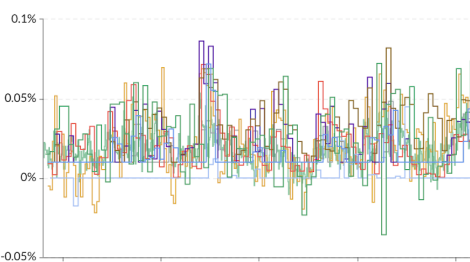
Binance Min: 11.07%, Max: 20.15%, Avg: 14.96%, Last: 16.57%
 FTX Min: 13.10%, Max: 19.59%, Avg: 15.59%, Last: 16.75%
 OKEx Min: 11.17%, Max: 20.59%, Avg: 14.95%, Last: 18.94%
 Huobi Min: 2.82%, Max: 18.79%, Avg: 13.55%, Last: 17.65%
 Deribit Min: 10.75%, Max: 17.25%, Avg: 14.06%, Last: 15.81%
 BitMEX Min: 10.30%, Max: 17.36%, Avg: 13.31%, Last: 16.83%
 CME Min: 6.04%, Max: 16.44%, Avg: 9.82%, Last: 8.71%
 BTC Spot Index Min: \$54.40k, Max: \$68.47k, Avg: \$61.01k, Last: \$67.60k

ETH Annlzd Rolling 3m Basis, 1m



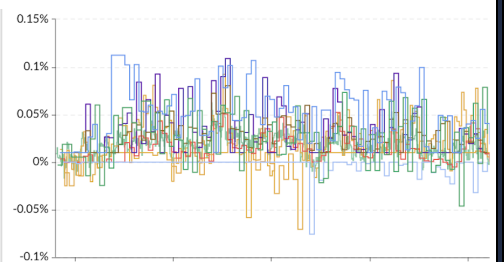
OKEx Min: 10.68%, Max: 19.61%, Avg: 15.98%, Last: 17.95%
 Huobi Min: 2.43%, Max: 17.49%, Avg: 13.19%, Last: 16.04%
 Deribit Min: 9.93%, Max: 17.75%, Avg: 14.65%, Last: 15.70%
 Binance Min: 11.11%, Max: 20.21%, Avg: 16.18%, Last: 17.11%
 FTX Min: 11.81%, Max: 20.26%, Avg: 16.34%, Last: 16.67%
 CME Min: 7.03%, Max: 13.55%, Avg: 11.29%, Last: 12.31%
 ETH Spot Index Min: \$3.41k, Max: \$4.83k, Avg: \$4.10k, Last: \$4.78k

BTC Perp Swaps Funding, 1m



FTX Avg: 0.0179%, Huobi Avg: 0.0146%, BitMEX Avg: 0.0158%
 Kraken Avg: 0.0213%, Deribit Avg: 0.0207%, Bybit Avg: 0.0226%
 Binance Avg: 0.0299%, Bitfinex Avg: 0.0014%, OKEx Avg: 0.0251%

ETH Perp Swaps Funding, 1m



FTX Avg: 0.0177%, Huobi Avg: 0.0051%, BitMEX Avg: 0.0477%
 Kraken Avg: 0.0231%, Deribit Avg: 0.0148%, Bybit Avg: 0.0321%
 Binance Avg: 0.0285%, Bitfinex Avg: -0.0029%, OKEx Avg: 0.0258%



GSR Market Update - November 9, 2021

About GSR

GSR is a global leader in digital asset trading, market making, OTC derivatives, and investments. We operate in a culture of excellence and leverage our first-rate reputation, deep relationships and proprietary trading technology to move swiftly and capitalize on market opportunities.

GSR's experienced team brings together decades of institutional trading expertise, while our industry-leading proprietary technology stack anchors everything we do.

Our main service areas are: market making; proprietary and algorithmic trading; client execution; structured products; risk management solutions; and portfolio investments.

For more information or if we can help with anything, please see gsr.io or contact us at gsr@gsr.io.

Required Disclosures

This material is a product of the GSR Sales and Trading Department. It is not a product of a Research Department, not a research report, and not subject to all of the independence and disclosure standards applicable to research reports prepared pursuant to FINRA or CFTC research rules. This material is not independent of the Firm's proprietary interests, which may conflict with your interests. The Firm trades instruments discussed in this material for its own account. The author may have consulted with the Firm's traders and other personnel, who may have already traded based on the views expressed in this material, may trade contrary to the views expressed in this material, and may have positions in other instruments discussed herein. This material is intended only for institutional investors. Solely for purposes of the CFTC's rules and to the extent this material discusses derivatives, this material is a solicitation for entering into a derivatives transaction and should not be considered to be a derivatives research report.

This material is provided solely for informational purposes, is intended for your use only and does not constitute an offer or commitment, a solicitation of an offer or comment (except as noted for CFTC purposes), or any advice or recommendation, to enter into or conclude any transaction (whether on the indicative terms shown or otherwise), or to provide investment services in any state or country where such an offer or solicitation or provision would be illegal.

Information is based on sources considered to be reliable, but not guaranteed to be accurate or complete. Any opinions or estimates expressed herein reflect a judgment made as of the date of publication, and are subject to change without notice. Trading and investing in digital assets involves significant risks including price volatility and illiquidity and may not be suitable for all investors. GSR will not be liable whatsoever for any direct or consequential loss arising from the use of this Information. Copyright of this Information belongs to GSR. Neither this Information nor any copy thereof may be taken or rented or redistributed, directly or indirectly, without prior written permission of GSR. Not a solicitation to U.S. Entities or individuals for securities in any form. If you are such an entity, you must close this page.

Sources

CoinGecko	Santiment	DefiPulse	WoldCoinIndex.com	Yahoo
CoinMarketCap	Skew	TradingView	Investing.com	Google
		DefiLlama		