

GSR Market Update - November 12, 2021

Crypto Leaderboard

Rank	Name	Ticker	Price	1h	24h	7d	24h Vol \$m	MC \$m	1-Year Chart
1	Bitcoin	BTC	\$64,116	0%	-2%	4%	35,884	1,209,581	
2	Ethereum	ETH	\$4,618	0%	-2%	2%	21,083	546,361	
3	Binance	BNB	\$618.04	0%	-1%	10%	1,983	103,915	
4	Tether	USDT	\$1.00	0%	0%	0%	79,170	75,010	
5	Solana	SOL	\$228.80	1%	-5%	-8%	2,528	69,245	
6	Cardano	ADA	\$2.03	0%	-4%	2%	2,512	64,933	
7	Ripple	XRP	\$1.18	0%	-4%	-2%	4,654	55,562	
8	Polkadot	DOT	\$46.12	1%	-5%	-15%	1,680	48,416	
9	USD//Coin	USDC	\$1.00	0%	0%	0%	3,706	34,602	
10	Dogecoin	DOGE	\$0.26	1%	-2%	-3%	1,869	33,889	

Top & Bottom Performers - Top 100 Tokens

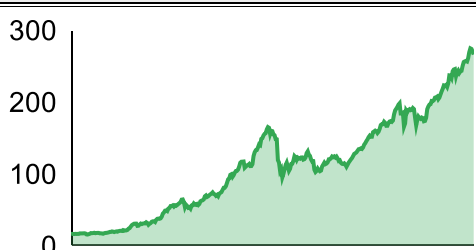
24h		7 Days		30 Days		90 Days		365 Days	
MANA	38%	LRC	172%	MANA	342%	SHIB	544%	KICK	99,743%
SAND	21%	KDA	134%	HNT	148%	SOL	415%	DREP	63,238%
BCHA	19%	HNT	67%	SAFEMOON	113%	AVAX	360%	SHIB	57,770%
BAT	11%	MANA	37%	ENJ	94%	MANA	305%	AXS	43,775%
TIME	-11%	SUSHI	-16%	CEL	-21%	XDC	-33%	CCXX	-12%
IOTX	-12%	AR	-23%	FLOW	-27%	DCR	-38%	KLAY	-47%
KDA	-17%	SPELL	-31%	WAVES	-27%	FLOW	-45%	CTC	-57%
OMG	-29%	OMG	-32%	HEX	-33%	CCXX	-48%	ICP	-91%

Category Performance

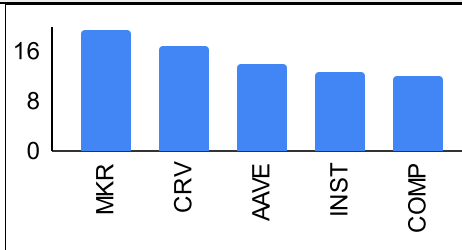
Category	1d	7d	30d	90d	365d	Ecosystem	1d	7d	30d	90d	365d
Privacy	-5%	12%	21%	5%	468%	Avalanche	-3%	6%	26%	11%	1,055%
Gaming	10%	10%	151%	168%	16,652%	Polygon	-2%	3%	41%	41%	1,297%
IoT	-5%	3%	19%	7%	673%	xDAI	-3%	0%	36%	34%	557%
CEXs	-3%	3%	51%	42%	1,113%	Terra	-2%	-1%	24%	64%	1,346%
Dist. Computing	-3%	3%	32%	23%	1,509%	BSC	-3%	-2%	7%	40%	1,788%
NFTs	3%	2%	70%	93%	7,975%	Polkadot	-4%	-4%	8%	39%	692%
DAOs	-4%	1%	14%	-3%	467%	Cosmos	-3%	-5%	14%	67%	5,097%
Smart Contract	-3%	0%	13%	101%	2,751%	Solana	-3%	-6%	7%	179%	1,163%
Defi	-4%	-1%	21%	17%	1,948%						
DEX / B&L	-3%	-4%	17%	12%	1,694%						
Meme	-5%	-9%	45%	266%	33,424%						

Defi

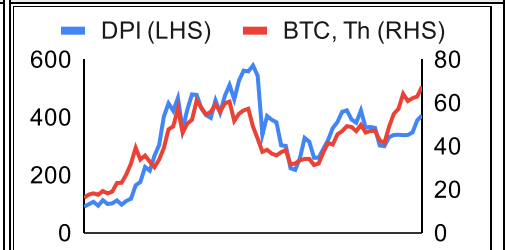
Total Value Locked, LTM, \$b



Top TVL By Protocol, \$b



DefiPulse Index, LTM



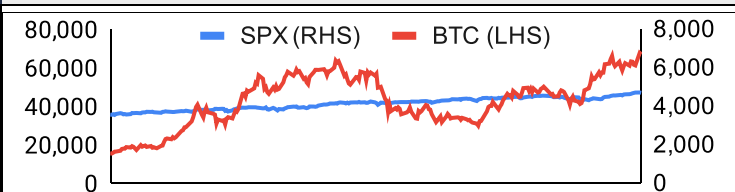
GSR Market Update - November 12, 2021

Trading Volume

Aggregate Volumes by Product, \$b					Top Derivatives Exchanges, \$m and bps				Top Spot Exchanges, \$m			
	1d	7d	30d	O/I	Exchange	1d Vol	O/I	Mkr	Tkr	Exchange	Score	1d Vol
Spot	91	635	2,730	n/a	Binance	73,997	22,292	2.0	4.0	Binance	9.9	31,128
Perpetuals	181	686	3,110	37	OKEx	23,062	4,773	2.0	5.0	Coinbase	8.5	6,423
Futures	10	49	248	7	CoinTiger	16,898	9,464	0.0	0.0	FTX	8.2	3,291
Options	1	5	42	18	FTX	15,480	6,713	2.0	7.0	Kraken	7.9	1,426

20 Day Volume - Top 100 Tokens, \$b		Top Volume, 1d, \$m		Top Volume, %20d Avg		Low Volume, %20d Avg	
		USDT	83,971	DGB	222%	PRIV	0%
		BTC	35,881	ZEC	219%	MANA	40%
		ETH	17,933	HNT	165%	DOGE	43%
		BUSD	7,113	ALGO	163%	AMP	43%
		USDC	5,770	HEX	158%	BAT	44%

Traditional Finance

Global Equity Markets							SPX vs. BTC, Last 12 Months	
	SPX	N100	FTSE	DAX	NIKKEI	HSI		
1D	0%	0%	0%	0%	1%	0%		
7D	-1%	0%	1%	-1%	0%	2%		
90D	4%	4%	3%	-2%	8%	-5%		
365D	31%	28%	16%	16%	17%	-4%		

10-Year Treasury Yields							Commodities & FX					
	US	Brazil	UK	Ger	Japan	HK	Last	WTI	Gas	Gold	EUR/USD	USD/JPY
Last	1.57%	11.47%	0.91%	-0.24%	0.07%	1.42%	Last	80	5.0	1,858	1.14	114.0
1d Chg	+0.008	0	-0.017	-0.011	-0.003	-0.023	1d % Chg	-1.40%	-2.00%	-0.33%	-0.02%	-0.04%

Crypto News

- [Bitcoin Retreats From All-Time High, Ether Follows - CoinDesk](#)
- [Bitcoin derivatives markets 'healthier' than in Q1, says research after fresh leverage shakeout - Cointelegraph](#)
- [Move over, bitcoin. Ether is back and nipping at your heels - CNN](#)
- [Miami residents to receive city cryptocurrency proceeds, mayor says | TheHill - The Hill](#)
- [NFTs could be 'as big or bigger' than all crypto on Coinbase, CEO says - Cointelegraph](#)
- [Two firms account for the majority of Tether received: Report - Cointelegraph](#)
- [B2B firms want cross-border payments but skeptical of crypto: Survey - Cointelegraph](#)
- [Discord drops Ethereum and NFT integration plans after backlash - Cointelegraph](#)
- [Klima DAO accumulates \\$100M of carbon offsets, aims to drive up price - Cointelegraph](#)
- [DEXs growing faster than CEXs but Binance still sees 171M visitors in a month - Cointelegraph](#)
- [US Congress plans 'demystifying crypto' committee hearing for Nov. 17 - Cointelegraph](#)
- [Bumble is swiping right on Web 3.0 and the metaverse - TheBlock](#)
- [Indian Crypto Exchange WazirX Says Userbase Has Grown Over 10 Times in 2021 - CoinDesk](#)
- [AMC Theatres To Accept Bitcoin, Ether for Online Payments - CoinDesk](#)
- [Indian Crypto Companies to Meet With Lawmakers Next Week: Report - CoinDesk](#)
- [Chia Network to Help Costa Rican Government Track Climate Change - CoinDesk](#)
- [Binance Freezes Doge Withdrawals as Users Report Being Asked to Return Coins They Don't Have - CoinDesk](#)



GSR Market Update - November 12, 2021

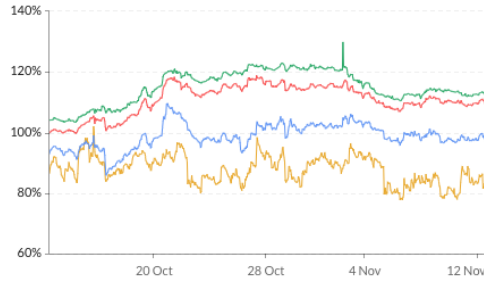
Crypto Options

BTC ATM Implied Vol, 1m



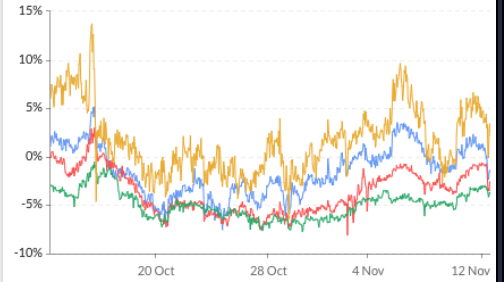
1m ATM Vol Min: 77.5%, Max: 96.7%, Avg: 83.3%, Last: 83.1%
 3m ATM Vol Min: 84.2%, Max: 95.3%, Avg: 89.2%, Last: 86.9%
 6m ATM Vol Min: 88.2%, Max: 96.9%, Avg: 92.7%, Last: 89.4%
 1wk ATM Vol Min: 68.7%, Max: 123.2%, Avg: 79.2%, Last: 76.2%

ETH ATM Implied Vol, 1m



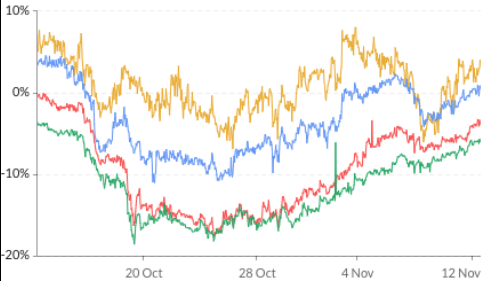
1m ATM Vol Min: 78%, Max: 102%, Avg: 88%, Last: 82%
 3m ATM Vol Min: 86%, Max: 110%, Avg: 99%, Last: 98%
 6m ATM Vol Min: 100%, Max: 119%, Avg: 111%, Last: 109%
 1wk ATM Vol Min: 103%, Max: 130%, Avg: 115%, Last: 112%

BTC 25d Skew, 1m



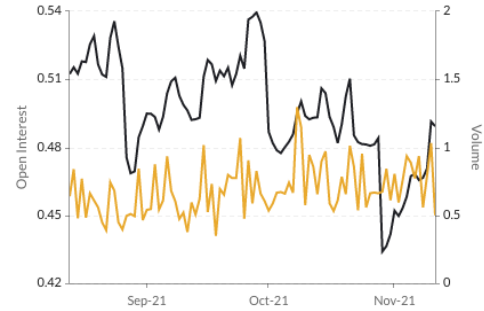
1m 25d skew Min: -8%, Max: 5%, Avg: -1%, Last: -1%
 3m 25d skew Min: -8%, Max: 3%, Avg: -4%, Last: -3%
 6m 25d skew Min: -8%, Max: -1%, Avg: -5%, Last: -4%
 1wk 25d skew Min: -6%, Max: 14%, Avg: 2%, Last: 2%

ETH 25d Skew, 1m



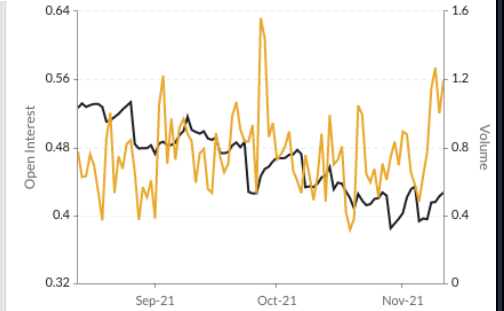
1wk 25d skew Min: -7%, Max: 8%, Avg: 1%, Last: 3%
 1m 25d skew Min: -11%, Max: 5%, Avg: -4%, Last: 0%
 3m 25d skew Min: -18%, Max: 0%, Avg: -10%, Last: -4%
 6m 25d skew Min: -19%, Max: -4%, Avg: -12%, Last: -6%

BTC Put/Call Ratios, 3m



Open Interest Min: 0.43, Max: 0.54, Avg: 0.50, Last: 0.49
 Volume Min: 0.35, Max: 1.30, Avg: 0.69, Last: 0.50

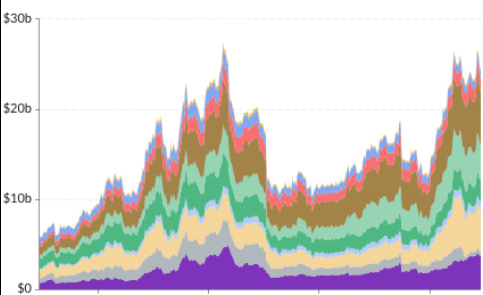
ETH Put/Call Ratios, 3m



Open Interest Min: 0.38, Max: 0.53, Avg: 0.46, Last: 0.43
 Volume Min: 0.32, Max: 1.56, Avg: 0.76, Last: 1.19

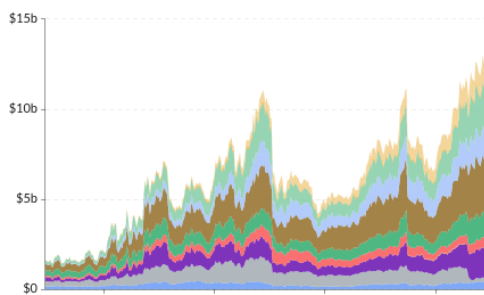
Crypto Futures

BTC Aggregate Open Interest, 1y



Bybit, Huobi, CME, Bitfinex, OKEx, FTX, CoinFlex, Binance, Deribit, BITMEX, Kraken

ETH Aggregate Open Interest, 1y



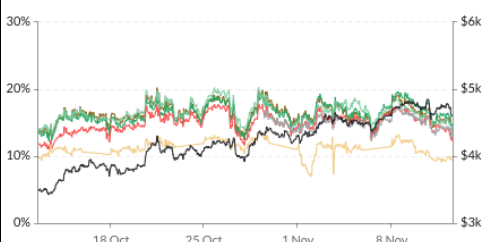
BitMEX, Huobi, Bybit, CoinFlex, Deribit, OKEx, Binance, Bitfinex, FTX, Kraken, CME

BTC Annlzd Rolling 3m Basis, 1m



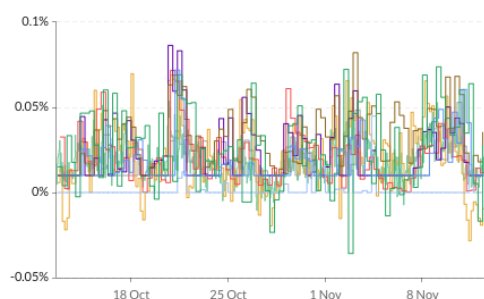
FTX Min: 12.58%, Max: 19.59%, Avg: 15.65%, Last: 12.59%
 Binance Min: 11.07%, Max: 20.15%, Avg: 15.07%, Last: 12.03%
 Deribit Min: 10.75%, Max: 17.25%, Avg: 14.16%, Last: 11.87%
 OKEx Min: 11.17%, Max: 20.69%, Avg: 15.31%, Last: 13.46%
 BITMEX Min: 10.45%, Max: 17.36%, Avg: 13.58%, Last: 12.14%
 Huobi Min: 13.11%, Max: 18.79%, Avg: 15.36%, Last: 13.11%
 CME* Min: 6.04%, Max: 16.44%, Avg: 9.65%, Last: 8.20%
 BTC Spot Index Min: \$54.60k, Max: \$68.61k, Avg: \$61.97k, Last: \$63.82k

ETH Annlzd Rolling 3m Basis, 1m



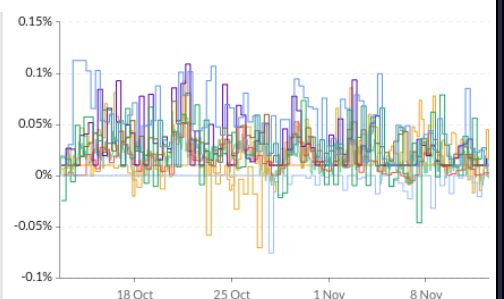
Binance Min: 12.39%, Max: 20.21%, Avg: 16.38%, Last: 13.82%
 OKEx Min: 12.18%, Max: 19.61%, Avg: 16.30%, Last: 14.43%
 FTX Min: 13.25%, Max: 20.26%, Avg: 16.55%, Last: 13.87%
 Deribit Min: 11.08%, Max: 17.75%, Avg: 14.93%, Last: 12.23%
 Huobi Min: 12.53%, Max: 17.48%, Avg: 14.97%, Last: 12.68%
 CME* Min: 7.03%, Max: 13.53%, Avg: 11.23%, Last: 9.64%
 ETH Spot Index Min: \$3.43k, Max: \$4.85k, Avg: \$4.21k, Last: \$4.60k

BTC Perp Swaps Funding, 1m



FTX Avg: 0.0183%, Huobi Avg: 0.0156%, BITMEX Avg: 0.0174%
 Kraken Avg: 0.0209%, Deribit Avg: 0.0206%, Bybit Avg: 0.0236%
 Binance Avg: 0.0323%, Bitfinex Avg: 0.0017%, OKEx Avg: 0.0257%

ETH Perp Swaps Funding, 1m



FTX Avg: 0.0181%, Huobi Avg: 0.0062%, BITMEX Avg: 0.0486%
 Kraken Avg: 0.0246%, Deribit Avg: 0.0151%, Bybit Avg: 0.0322%
 Binance Avg: 0.0286%, Bitfinex Avg: -0.0034%, OKEx Avg: 0.0266%



GSR Market Update - November 12, 2021

About GSR

GSR is a global leader in digital asset trading, market making, OTC derivatives, and investments. We operate in a culture of excellence and leverage our first-rate reputation, deep relationships and proprietary trading technology to move swiftly and capitalize on market opportunities.

GSR's experienced team brings together decades of institutional trading expertise, while our industry-leading proprietary technology stack anchors everything we do.

Our main service areas are: market making; proprietary and algorithmic trading; client execution; structured products; risk management solutions; and portfolio investments.

For more information or if we can help with anything, please see gsr.io or contact us at gsr@gsr.io.

Required Disclosures

This material is a product of the GSR Sales and Trading Department. It is not a product of a Research Department, not a research report, and not subject to all of the independence and disclosure standards applicable to research reports prepared pursuant to FINRA or CFTC research rules. This material is not independent of the Firm's proprietary interests, which may conflict with your interests. The Firm trades instruments discussed in this material for its own account. The author may have consulted with the Firm's traders and other personnel, who may have already traded based on the views expressed in this material, may trade contrary to the views expressed in this material, and may have positions in other instruments discussed herein. This material is intended only for institutional investors. Solely for purposes of the CFTC's rules and to the extent this material discusses derivatives, this material is a solicitation for entering into a derivatives transaction and should not be considered to be a derivatives research report.

This material is provided solely for informational purposes, is intended for your use only and does not constitute an offer or commitment, a solicitation of an offer or comment (except as noted for CFTC purposes), or any advice or recommendation, to enter into or conclude any transaction (whether on the indicative terms shown or otherwise), or to provide investment services in any state or country where such an offer or solicitation or provision would be illegal.

Information is based on sources considered to be reliable, but not guaranteed to be accurate or complete. Any opinions or estimates expressed herein reflect a judgment made as of the date of publication, and are subject to change without notice. Trading and investing in digital assets involves significant risks including price volatility and illiquidity and may not be suitable for all investors. GSR will not be liable whatsoever for any direct or consequential loss arising from the use of this Information. Copyright of this Information belongs to GSR. Neither this Information nor any copy thereof may be taken or rented or redistributed, directly or indirectly, without prior written permission of GSR. Not a solicitation to U.S. Entities or individuals for securities in any form. If you are such an entity, you must close this page.

Sources

CoinGecko	Santiment	DefiPulse	WoldCoinIndex.com	Yahoo
CoinMarketCap	Skew	TradingView	Investing.com	Google
		DefiLlama		