



Market Update - November 17, 2021

Crypto Leaderboard

Rank	Name	Ticker	Price	1h	24h	7d	24h Vol \$m	MC \$m	1-Year Chart
1	Bitcoin	BTC	\$60,540	0%	0%	-10%	40,971	1,143,344	
2	Ethereum	ETH	\$4,247	0%	0%	-10%	24,682	503,087	
3	Binance	BNB	\$582.17	-1%	0%	-9%	2,670	97,935	
4	Tether	USDT	\$1.00	0%	0%	0%	78,735	74,929	
5	Solana	SOL	\$218.52	-1%	-2%	-9%	2,994	66,316	
6	Cardano	ADA	\$1.88	-1%	-1%	-18%	2,561	60,287	
7	Ripple	XRP	\$1.10	0%	1%	-12%	3,940	52,172	
8	Polkadot	DOT	\$42.04	-1%	2%	-18%	1,923	44,196	
9	USD//Coin	USDC	\$1.00	0%	0%	0%	4,655	34,556	
10	Dogecoin	DOGE	\$0.24	0%	0%	-13%	1,493	31,698	

Top & Bottom Performers - Top 100 Tokens

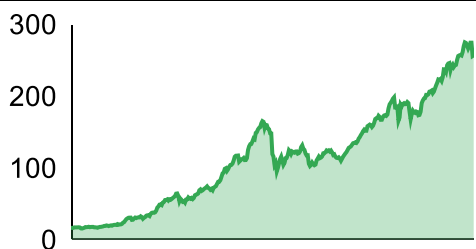
24h		7 Days		30 Days		90 Days		365 Days	
SAND	31%	IOTX	91%	MANA	339%	SHIB	492%	KICK	98,507%
MIOTA	22%	WAXP	68%	CRO	170%	MANA	302%	DREP	61,874%
CRO	18%	SAND	43%	HNT	113%	CRO	245%	SHIB	54,682%
AVAX	16%	CRO	39%	NEXO	91%	AVAX	235%	AXS	26,931%
QNT	-4%	CELO	-21%	XTZ	-19%	ICP	-36%	CCXX	-10%
ICX	-5%	FTM	-23%	CEL	-21%	FLOW	-45%	KLAY	-48%
ZEC	-6%	GRT	-23%	HEX	-24%	XDC	-46%	CTC	-61%
OHM	-10%	OHM	-25%	WAVES	-24%	CCXX	-47%	ICP	-91%

Category Performance

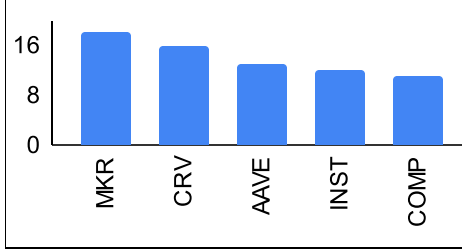
Category	1d	7d	30d	90d	365d	Ecosystem	1d	7d	30d	90d	365d
Gaming	2%	11%	145%	161%	10,948%	Avalanche	2%	9%	41%	-2%	697%
NFTs	2%	3%	69%	86%	5,465%	Polygon	1%	-2%	35%	41%	1,249%
CEXs	4%	1%	52%	54%	1,108%	Cosmos	2%	-2%	14%	22%	510%
IoT	3%	0%	16%	10%	559%	Solana	1%	-7%	3%	22%	1,146%
DAOs	2%	-2%	11%	-5%	307%	Polkadot	0%	-8%	-2%	25%	1,533%
Meme	1%	-4%	34%	234%	31,339%	BSC	-1%	-9%	-6%	28%	521%
Privacy	0%	-5%	4%	-7%	370%	xDAI	2%	-9%	16%	-1%	4,644%
Defi	1%	-6%	13%	3%	1,469%	Terra	0%	-13%	5%	118%	1,264%
Dist. Computing	2%	-7%	24%	11%	1,197%						
Smart Contract	1%	-8%	7%	55%	2,361%						
DEX / B&L	2%	-9%	8%	2%	954%						

Defi

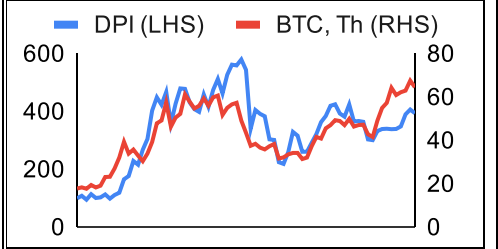
Total Value Locked, LTM, \$b



Top TVL By Protocol, \$b



DefiPulse Index, LTM



GSR Market Update - November 17, 2021

Trading Volume

Aggregate Volumes by Product, \$b					Top Derivatives Exchanges, \$m and bps					Top Spot Exchanges, \$m		
	1d	7d	30d	O/I	Exchange	1d Vol	O/I	Mkr	Tkr	Exchange	Score	1d Vol
Spot	100	574	2,550	n/a	Binance	89,202	20,448	2.0	4.0	Binance	9.9	31,751
Perpetuals	178	875	3,090	36	OKEx	24,633	4,201	2.0	5.0	Coinbase	8.6	7,068
Futures	9	59	231	8	CoinTiger	19,516	8,919	0.0	0.0	FTX	8.4	3,931
Options	1	5	36	19	FTX	12,554	6,376	2.0	7.0	Kraken	7.9	1,616

20 Day Volume - Top 100 Tokens, \$b		Top Volume, 1d, \$m		Top Volume, %20d Avg		Low Volume, %20d Avg	
		USDT	98,955	MIOTA	318%	PRIV	0%
		BTC	46,844	HBTC	281%	AMP	35%
		ETH	27,418	KCS	231%	SAFEMOON	48%
		BUSD	9,105	AVAX	204%	TEL	51%
		USDC	6,486	PAX	191%	SHIB	53%

Traditional Finance

Global Equity Markets							SPX vs. BTC, Last 12 Months	
	SPX	N100	FTSE	DAX	NIKKEI	HSI		
1D	0%	0%	0%	0%	0%	0%		
7D	1%	1%	-1%	0%	1%	3%		
90D	7%	8%	3%	0%	10%	1%		
365D	30%	28%	15%	14%	15%	-3%		

10-Year Treasury Yields							Commodities & FX					
	US	Brazil	UK	Ger	Japan	HK	Last	WTI	Gas	Gold	EUR/USD	USD/JPY
Last	1.64%	11.63%	0.98%	-0.24%	0.07%	1.50%	Last	79	5.0	1,864	1.13	114.7
1d Chg	+0.005	0	-0.008	+0.0075	-0.003	-0.024	1d % Chg	-1.03%	-2.65%	+0.56%	-0.01%	-0.12%

Crypto News

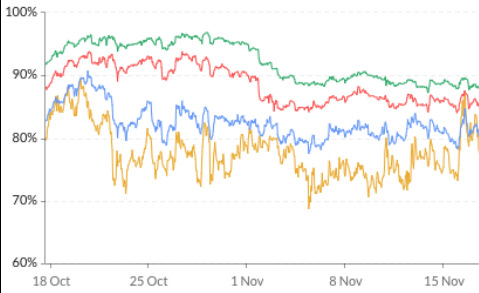
- [Bitcoin Crowd Appears High on 'Hopium' as 'Buy The Dip' Trends - Coindesk](#)
- [LA's Staples Center to be renamed after cryptocurrency firm - BBC News](#)
- [Peru's central bank joins global push to develop a digital currency - Reuters](#)
- [Ripple Proposes 'Real Approach to Cryptocurrency Regulation' - Regulation Bitcoin News - Bitcoin News](#)
- [U.S. Agencies Set to Get Even More Cautious on Crypto Bank Watchdog Warns - Bloomberg](#)
- [Binance Smart Chain hits record-high daily transactions - Cointelegraph](#)
- [KuCoin Labs Launches \\$100 Million Venture Capital Fund To Empower Early-Stage Metaverse Projects - Cointelegraph](#)
- [VeChain upgrades to Proof of Authority 2.0 consensus mechanism - Cointelegraph](#)
- [Sandbox Metaverse Alpha to launch Nov. 29 after four years in development - Cointelegraph](#)
- [VanEck Bitcoin Strategy ETF launch day volume a fraction of BITO's - Cointelegraph](#)
- [Mt. Gox rehabilitation plan is now 'final and binding' - Cointelegraph](#)
- [Polygon launches a zk-STARK scaling solution for DApp deployment - Cointelegraph](#)
- [IoTEx 'MachineFi' rebrand backs 200%+ rally to a new all-time high - Cointelegraph](#)
- [Tether launches Synonym to boost Bitcoin adoption through Lightning Network - Cointelegraph](#)
- [Brave launches browser-native crypto wallet to combat fake extensions - Cointelegraph](#)
- [ECB Sounds Alarm Over Linkages Between Stablecoins and Conventional Financial Markets - Coindesk](#)
- [Indian Central Bank Governor Says Blockchain Technology Can Thrive Without Cryptocurrencies - Coindesk](#)



Market Update - November 17, 2021

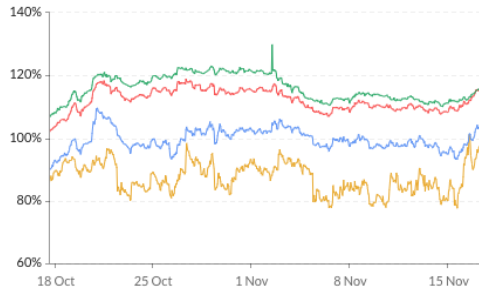
Crypto Options

BTC ATM Implied Vol, 1m



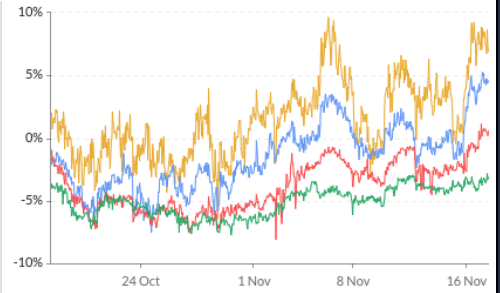
1wk ATM Vol Min: 68.7%, Max: 89.4%, Avg: 77.7%, Last: 77.6%
 1mth ATM Vol Min: 77.5%, Max: 90.7%, Avg: 82.4%, Last: 80.5%
 3mth ATM Vol Min: 84.0%, Max: 93.8%, Avg: 88.6%, Last: 85.0%
 6mth ATM Vol Min: 87.2%, Max: 96.9%, Avg: 92.2%, Last: 88.1%

ETH ATM Implied Vol, 1m



1wk ATM Vol Min: 78%, Max: 101%, Avg: 87%, Last: 88%
 1mth ATM Vol Min: 90%, Max: 110%, Avg: 100%, Last: 100%
 3mth ATM Vol Min: 102%, Max: 119%, Avg: 112%, Last: 112%
 6mth ATM Vol Min: 107%, Max: 130%, Avg: 116%, Last: 114%

BTC 25d Skew, 1m



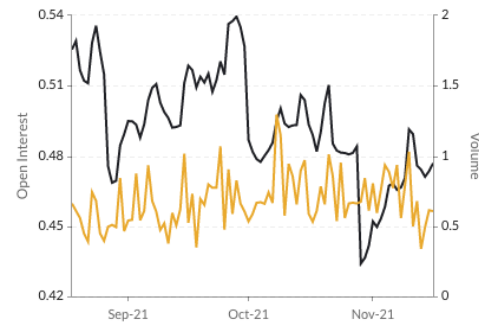
1wk 25d skew Min: -6%, Max: 10%, Avg: 1%, Last: 7%
 1mth 25d skew Min: -8%, Max: 5%, Avg: -2%, Last: 5%
 3mth 25d skew Min: -8%, Max: 1%, Avg: -4%, Last: 1%
 6mth 25d skew Min: -8%, Max: -3%, Avg: -5%, Last: -3%

ETH 25d Skew, 1m



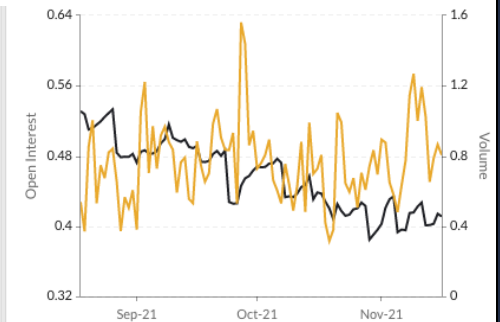
1wk 25d skew Min: -7%, Max: 11%, Avg: 1%, Last: 11%
 1mth 25d skew Min: -11%, Max: 7%, Avg: -3%, Last: 6%
 3mth 25d skew Min: -18%, Max: 0%, Avg: -9%, Last: -1%
 6mth 25d skew Min: -19%, Max: -4%, Avg: -11%, Last: -4%

BTC Put/Call Ratios, 3m



Open Interest Min: 0.43, Max: 0.54, Avg: 0.49, Last: 0.48
 Volume Min: 0.34, Max: 1.30, Avg: 0.68, Last: 0.61

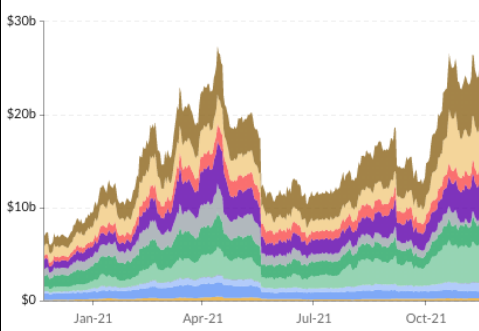
ETH Put/Call Ratios, 3m



Open Interest Min: 0.38, Max: 0.53, Avg: 0.46, Last: 0.41
 Volume Min: 0.32, Max: 1.56, Avg: 0.77, Last: 0.81

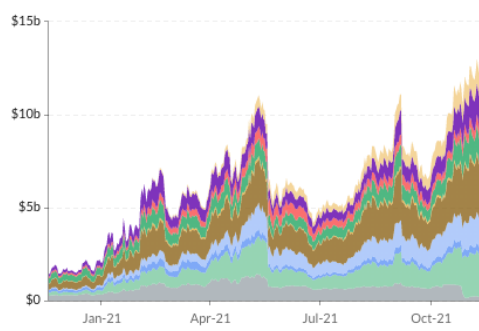
Crypto Futures

BTC Aggregate Open Interest, 1y



Kraken, BitMEX, Bitfinex, CoinFlex, FTX, OKEx, Huobi, Bybit, Deribit, CME, Binance

ETH Aggregate Open Interest, 1y



Huobi, FTX, BitMEX, Bitfinex, Binance, CoinFlex, Kraken, OKEx, Deribit, Bybit, CME

BTC Annlzd Rolling 3m Basis, 1m



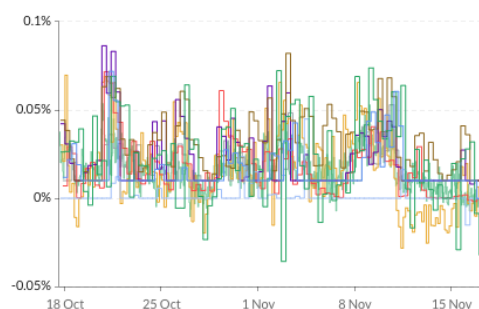
BITMEX Min: 8.59%, Max: 17.36%, Avg: 13.39%, Last: 10.33%
 Binance Min: 9.12%, Max: 20.15%, Avg: 14.61%, Last: 11.08%
 OKEx Min: 9.13%, Max: 20.69%, Avg: 15.09%, Last: 11.26%
 Deribit Min: 8.36%, Max: 17.25%, Avg: 13.68%, Last: 9.66%
 FTX Min: 9.19%, Max: 19.59%, Avg: 14.90%, Last: 10.86%
 Huobi Min: 10.07%, Max: 18.79%, Avg: 14.62%, Last: 11.80%
 CME Min: 6.04%, Max: 16.44%, Avg: 9.34%, Last: 7.50%
 BTC Spot Index Min: \$58.27k, Max: \$68.61k, Avg: \$62.70k, Last: \$60.48k

ETH Annlzd Rolling 3m Basis, 1m



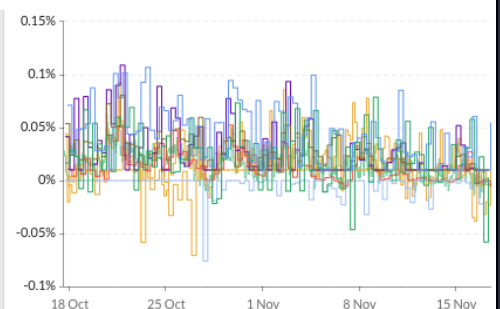
OKEx Min: 10.73%, Max: 19.61%, Avg: 16.07%, Last: 12.11%
 Binance Min: 10.40%, Max: 20.21%, Avg: 16.01%, Last: 11.45%
 Deribit Min: 9.33%, Max: 17.75%, Avg: 14.65%, Last: 9.95%
 FTX Min: 10.81%, Max: 20.26%, Avg: 16.08%, Last: 12.26%
 Huobi Min: 10.27%, Max: 17.48%, Avg: 14.34%, Last: 11.26%
 CME Min: 7.03%, Max: 13.55%, Avg: 11.03%, Last: 8.46%
 ETH Spot Index Min: \$3.70k, Max: \$4.85k, Avg: \$4.34k, Last: \$4.25k

BTC Perp Swaps Funding, 1m



FTX Avg: 0.0160%, Huobi Avg: 0.0152%, BitMEX Avg: 0.0162%
 Kraken Avg: 0.0166%, Deribit Avg: 0.0165%, Bybit Avg: 0.0225%
 Binance Avg: 0.0319%, Bitfinex Avg: 0.0015%, OKEx Avg: 0.0218%

ETH Perp Swaps Funding, 1m



FTX Avg: 0.0154%, Huobi Avg: 0.0062%, BitMEX Avg: 0.0433%
 Kraken Avg: 0.0197%, Deribit Avg: 0.0131%, Bybit Avg: 0.0285%
 Binance Avg: 0.0263%, Bitfinex Avg: -0.0042%, OKEx Avg: 0.0229%



GSR Market Update - November 17, 2021

About GSR

GSR is a global leader in digital asset trading, market making, OTC derivatives, and investments. We operate in a culture of excellence and leverage our first-rate reputation, deep relationships and proprietary trading technology to move swiftly and capitalize on market opportunities.

GSR's experienced team brings together decades of institutional trading expertise, while our industry-leading proprietary technology stack anchors everything we do.

Our main service areas are: market making; proprietary and algorithmic trading; client execution; structured products; risk management solutions; and portfolio investments.

For more information or if we can help with anything, please see gsr.io or contact us at gsr@gsr.io.

Required Disclosures

This material is a product of the GSR Sales and Trading Department. It is not a product of a Research Department, not a research report, and not subject to all of the independence and disclosure standards applicable to research reports prepared pursuant to FINRA or CFTC research rules. This material is not independent of the Firm's proprietary interests, which may conflict with your interests. The Firm trades instruments discussed in this material for its own account. The author may have consulted with the Firm's traders and other personnel, who may have already traded based on the views expressed in this material, may trade contrary to the views expressed in this material, and may have positions in other instruments discussed herein. This material is intended only for institutional investors. Solely for purposes of the CFTC's rules and to the extent this material discusses derivatives, this material is a solicitation for entering into a derivatives transaction and should not be considered to be a derivatives research report.

This material is provided solely for informational purposes, is intended for your use only and does not constitute an offer or commitment, a solicitation of an offer or comment (except as noted for CFTC purposes), or any advice or recommendation, to enter into or conclude any transaction (whether on the indicative terms shown or otherwise), or to provide investment services in any state or country where such an offer or solicitation or provision would be illegal.

Information is based on sources considered to be reliable, but not guaranteed to be accurate or complete. Any opinions or estimates expressed herein reflect a judgment made as of the date of publication, and are subject to change without notice. Trading and investing in digital assets involves significant risks including price volatility and illiquidity and may not be suitable for all investors. GSR will not be liable whatsoever for any direct or consequential loss arising from the use of this Information. Copyright of this Information belongs to GSR. Neither this Information nor any copy thereof may be taken or rented or redistributed, directly or indirectly, without prior written permission of GSR. Not a solicitation to U.S. Entities or individuals for securities in any form. If you are such an entity, you must close this page.

Sources

CoinGecko	Santiment	DefiPulse	WoldCoinIndex.com	Yahoo
CoinMarketCap	Skew	TradingView	Investing.com	Google
		DefiLlama		