



Market Update - December 3, 2021

Crypto Leaderboard

Rank	Name	Ticker	Price	1h	24h	7d	24h Vol \$m	MC \$m	1-Year Chart
1	Bitcoin	BTC	\$56,854	0%	1%	-4%	33,067	1,075,371	
2	Ethereum	ETH	\$4,600	0%	1%	2%	20,089	545,441	
3	Binance	BNB	\$626	0%	0%	-2%	1,489	105,125	
4	Tether	USDT	\$1.00	0%	0%	0%	65,337	74,963	
5	Solana	SOL	\$237	0%	5%	13%	3,584	72,189	
6	Cardano	ADA	\$1.65	-1%	-5%	-2%	3,017	53,019	
7	Ripple	XRP	\$0.98	0%	1%	-6%	3,057	46,042	
8	USD//Coin	USDC	\$1.00	0%	0%	0%	3,349	39,111	
9	Polkadot	DOT	\$36.43	0%	1%	-8%	810	38,702	
10	Dogecoin	DOGE	\$0.21	0%	-2%	-5%	1,193	27,716	

Top & Bottom Performers - Top 100 Tokens

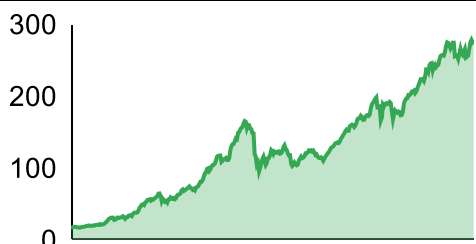
24h		7 Days		30 Days		90 Days		365 Days	
ATOM	18%	LUNA	54%	CRO	159%	SHIB	477%	KICK	121,600%
MATIC	15%	STX	26%	MANA	52%	MANA	312%	DREP	62,259%
XRD	12%	MATIC	20%	AVAX	48%	CRO	306%	SHIB	47,905%
EXRD	12%	SOL	13%	BAT	44%	AVAX	141%	AXS	27,647%
AVAX	-6%	RUNE	-20%	RUNE	-33%	HEX	-47%	CCXX	-37%
KDA	-7%	ZEC	-20%	SUSHI	-45%	ICP	-48%	KLAY	-46%
TIME	-7%	CRV	-21%	SAFEMOON	-46%	FLOW	-53%	CTC	-64%
OHM	-10%	GALA	-22%	TEL	-53%	BCHA	-60%	ICP	-92%

Category Performance

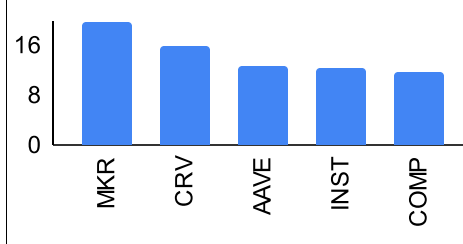
Category	1d	7d	30d	90d	365d	Ecosystem	1d	7d	30d	90d	365d
CEXs	1%	9%	26%	58%	1,131%	Terra	3%	34%	10%	-22%	551%
Smart Contract	1%	9%	-9%	13%	2,174%	Cosmos	2%	8%	3%	25%	1,374%
Meme	1%	8%	-23%	224%	26,954%	Solana	1%	8%	-12%	5%	431%
IoT	2%	8%	-5%	-23%	339%	Polkadot	2%	7%	-7%	-11%	1,221%
Defi	1%	7%	-14%	-6%	1,294%	Avalanche	2%	3%	24%	17%	1,480%
Privacy	3%	4%	5%	-12%	226%	xDAI	1%	3%	-10%	13%	457%
DAOs	1%	3%	-16%	-16%	224%	BSC	1%	2%	-16%	36%	4,424%
DEX / B&L	0%	3%	-21%	-8%	715%	Polygon	0%	1%	-5%	70%	1,410%
NFTs	1%	1%	5%	65%	5,492%						
Dist. Computing	0%	-2%	-5%	-11%	932%						
Gaming	1%	-2%	24%	148%	11,433%						

Defi

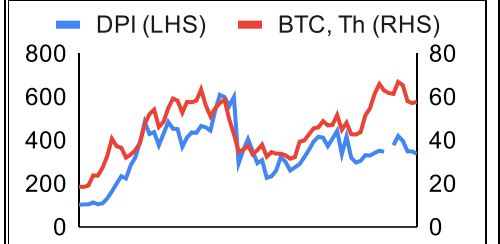
Total Value Locked, LTM, \$b



Top TVL By Protocol, \$b



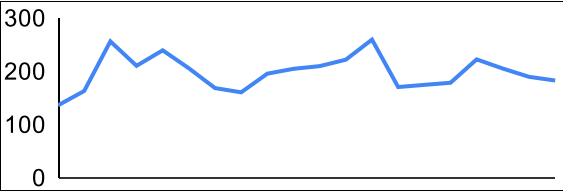
DefiPulse Index, LTM



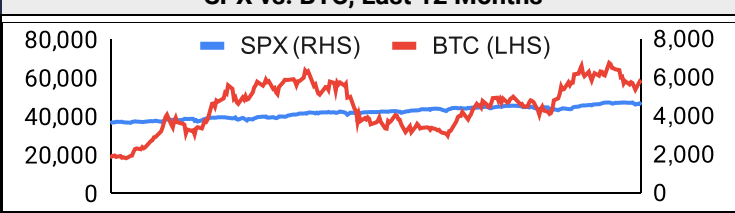
GSR Market Update - December 3, 2021

Trading Volume

Aggregate Volumes by Product, \$b					Top Derivatives Exchanges, \$m and bps				Top Spot Exchanges, \$m			
	1d	7d	30d	O/I	Exchange	1d Vol	O/I	Mkr	Tkr	Exchange	Score	1d Vol
Spot	80	672	2,610	n/a	Binance	62,027	24,213	2.0	4.0	Binance	9.9	31,587
Perpetuals	112	919	3,740	35	OKEx	17,972	4,463	2.0	5.0	Coinbase	8.4	4,842
Futures	7	50	236	7	CoinTiger	11,906	8,766	0.0	0.0	FTX	8.3	2,915
Options	1	6	36	17	FTX	7,988	6,129	2.0	7.0	#REF!	8.2	1,561

20 Day Volume - Top 100 Tokens, \$b				Top Volume, 1d, \$m		Top Volume, %20d Avg		Low Volume, %20d Avg	
				USDT	77,373	MATIC	251%	PRIV	
				BTC	32,254	LUNA	180%	CRO	31%
				ETH	19,343	UST	174%	MANA	37%
				BUSD	5,957	XLM	165%	ENJ	40%
				USDC	4,450	ATOM	160%	AMP	41%

Traditional Finance

Global Equity Markets							SPX vs. BTC, Last 12 Months	
	SPX	N100	FTSE	DAX	NIKKEI	HSI		
1D	1%	0%	0%	0%	1%	0%		
7D	0%	0%	2%	0%	-1%	-1%		
90D	1%	-1%	0%	-8%	-5%	-9%		
365D	25%	19%	10%	4%	5%	-11%		

10-Year Treasury Yields							Commodities & FX					
	US	Brazil	UK	Ger	Japan	HK	Last	WTI	Gas	Gold	EUR/USD	USD/JPY
Last	1.43%	11.29%	0.79%	-0.38%	0.05%	1.42%	Last	68	4.2	1,774	1.13	113.4
1d Chg	-0.018	-0.048	-0.027	-0.001	+0.004	-0.024	1d % Chg	+2.	+3.97%	+0.63%	+0.08%	+0.19%

Crypto News

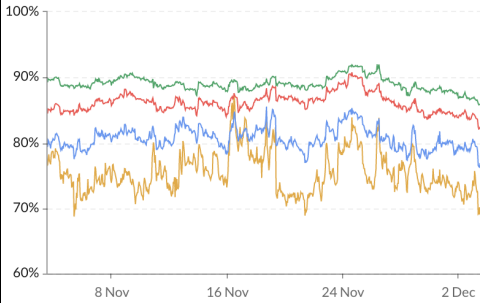
- [Bitcoin Confined to Familiar Range as Stocks Rise Ahead of Payrolls Data - CoinDesk](#)
- [India to regulate, not ban, crypto: Cabinet documents - Cointelegraph](#)
- [Digital dollar needs broad consensus among authorities, says US Treasury Secretary - Cointelegraph](#)
- [Fed's Quarles says regulators should show 'constraint' on stablecoins to avoid hampering innovation - Cointelegraph](#)
- [Senator Warren Targets Bitcoin Miner Greenidge's Environmental Footprint - Coindesk](#)
- [Academic research claims ETH is a 'superior' store of value to Bitcoin - Cointelegraph](#)
- [Bitcoin Miner TeraWulf Raises \\$200M in Debt and Equity - Coindesk](#)
- [NFT music platforms to disrupt Spotify in 2022, Saxo Bank predicts - Cointelegraph](#)
- [First NFT-focused ETF lists on NYSE Arca - Cointelegraph](#)
- [Adidas enters the Metaverse with NFT partnerships - Cointelegraph](#)
- [Blockchain.com launches beta version of its own NFT marketplace](#)
- [Fidelity Canada officially launches Bitcoin ETF and Bitcoin Mutual Fund - Cointelegraph](#)
- [SEC rejects WisdomTree's application for spot Bitcoin ETF - Cointelegraph](#)
- [MercadoLibre plans to accept BTC and cryptocurrencies as payment for all products - Cointelegraph](#)
- [Coinbase Cloud has \\$30 billion in crypto assets staked across 25 blockchains](#)
- [Flipkart Co-Founder-Backed Navi Mutual Fund Files for Blockchain Fund in India](#)
- [The Giving Block raises \\$2.4M for charity on 'CyberGivingTuesday' - Cointelegraph](#)



GSR Market Update - December 3, 2021

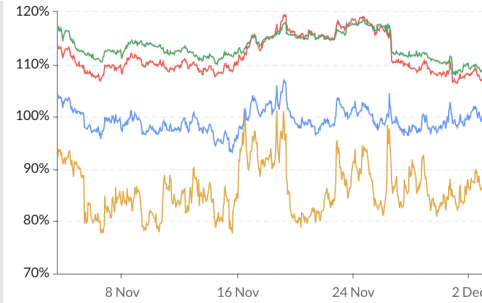
Crypto Options

BTC ATM Implied Vol, 1m



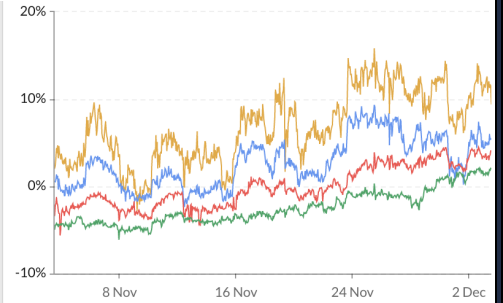
1wk ATM Vol Min: 68.7%, Max: 87.4%, Avg: 75.4%, Last: 69.6%
 1mth ATM Vol Min: 76.3%, Max: 85.5%, Avg: 80.7%, Last: 76.8%
 3mth ATM Vol Min: 82.1%, Max: 90.8%, Avg: 86.1%, Last: 82.5%
 6mth ATM Vol Min: 85.8%, Max: 92.0%, Avg: 89.0%, Last: 86.0%

ETH ATM Implied Vol, 1m



1wk ATM Vol Min: 78%, Max: 101%, Avg: 86%, Last: 80%
 1mth ATM Vol Min: 93%, Max: 107%, Avg: 99%, Last: 94%
 3mth ATM Vol Min: 104%, Max: 120%, Avg: 112%, Last: 104%
 6mth ATM Vol Min: 107%, Max: 118%, Avg: 113%, Last: 107%

BTC 25d Skew, 1m



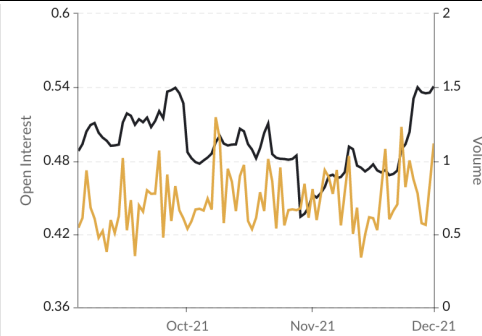
1wk 25D skew Min: -3%, Max: 16%, Avg: 7%, Last: 9%
 1mth 25D skew Min: -2%, Max: 9%, Avg: 3%, Last: 5%
 3mth 25D skew Min: -6%, Max: 4%, Avg: 0%, Last: 4%
 6mth 25D skew Min: -6%, Max: 2%, Avg: -3%, Last: 2%

ETH 25d Skew, 1m



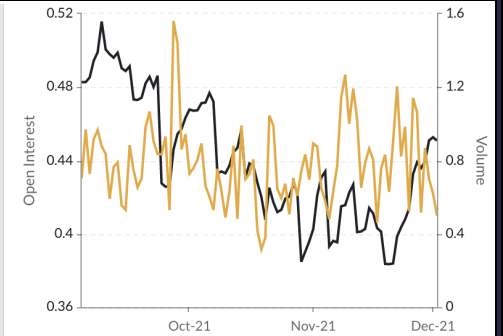
1wk 25D skew Min: -6%, Max: 18%, Avg: 7%, Last: 9%
 1mth 25D skew Min: -4%, Max: 10%, Avg: 4%, Last: 6%
 3mth 25D skew Min: -9%, Max: 2%, Avg: -3%, Last: 1%
 6mth 25D skew Min: -12%, Max: -1%, Avg: -6%, Last: -2%

BTC Put/Call Ratios, 3m



Open Interest Min: 0.43, Max: 0.54, Avg: 0.49, Last: 0.54
 Volume Min: 0.34, Max: 1.30, Avg: 0.72, Last: 1.12

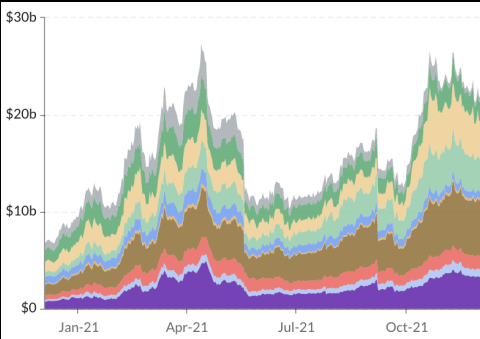
ETH Put/Call Ratios, 3m



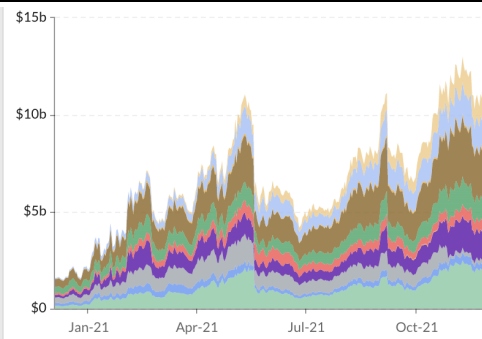
Open Interest Min: 0.38, Max: 0.52, Avg: 0.44, Last: 0.45
 Volume Min: 0.32, Max: 1.56, Avg: 0.78, Last: 0.50

Crypto Futures

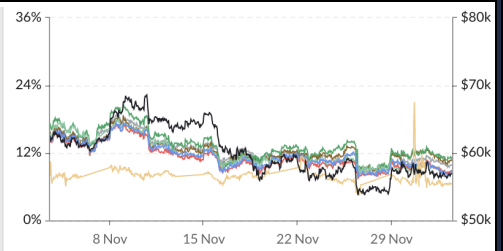
BTC Aggregate Open Interest, 1y



ETH Aggregate Open Interest, 1y

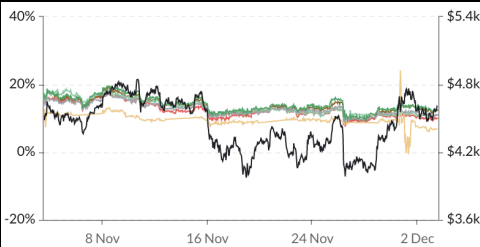


BTC Annlzd Rolling 3m Basis, 1m



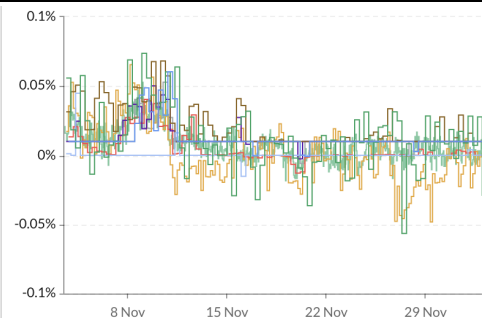
Huobi Min: 8.09%, Max: 18.79%, Avg: 12.52%, Last: 9.72%
 Binance Min: 8.72%, Max: 18.44%, Avg: 12.47%, Last: 10.55%
 OKEx Min: 8.40%, Max: 20.69%, Avg: 13.38%, Last: 10.84%
 FTX Min: 7.96%, Max: 18.13%, Avg: 11.84%, Last: 8.47%
 Deribit Min: 7.38%, Max: 17.25%, Avg: 11.25%, Last: 8.65%
 BitMEX Min: 7.88%, Max: 17.36%, Avg: 11.58%, Last: 8.62%
 CME* Min: 4.40%, Max: 21.06%, Avg: 7.88%, Last: 6.57%
 BTC Spot Index Min: \$53.74k, Max: \$68.61k, Avg: \$60.22k, Last: \$57.00k

ETH Annlzd Rolling 3m Basis, 1m



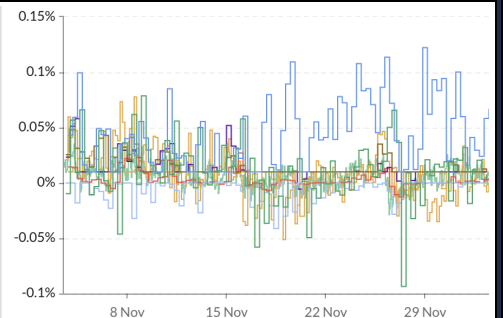
Deribit Min: 7.55%, Max: 17.35%, Avg: 12.39%, Last: 9.99%
 Binance Min: 8.95%, Max: 19.11%, Avg: 13.62%, Last: 12.32%
 FTX Min: 8.59%, Max: 18.71%, Avg: 13.25%, Last: 10.98%
 Huobi Min: 9.13%, Max: 17.48%, Avg: 12.82%, Last: 11.09%
 OKEx Min: 9.42%, Max: 19.61%, Avg: 14.20%, Last: 12.73%
 BitMEX Min: ∞%, Max: ∞%, Avg: NaN, Last: 0.00%
 CME* Min: -0.63%, Max: 24.26%, Avg: 9.59%, Last: 6.84%
 ETH Spot Index Min: \$3.97k, Max: \$4.85k, Avg: \$4.44k, Last: \$4.61k

BTC Perp Swaps Funding, 1m



Huobi Avg: 0.0115% BitMEX Avg: 0.0124% FTX Avg: 0.0078%
 Kraken Avg: 0.0011% Deribit Avg: 0.0046% Bybit Avg: 0.0131%
 Binance Avg: 0.0212% Bitfinex Avg: 0.0006% OKEx Avg: 0.0119%

ETH Perp Swaps Funding, 1m



FTX Avg: 0.0063% Huobi Avg: 0.0081% BitMEX Avg: 0.0444%
 Kraken Avg: 0.0078% Deribit Avg: 0.0034% Bybit Avg: 0.0134%
 Binance Avg: 0.0149% Bitfinex Avg: -0.0058% OKEx Avg: 0.0108%



GSR Market Update - December 3, 2021

About GSR

GSR is a global leader in digital asset trading, market making, OTC derivatives, and investments. We operate in a culture of excellence and leverage our first-rate reputation, deep relationships and proprietary trading technology to move swiftly and capitalize on market opportunities.

GSR's experienced team brings together decades of institutional trading expertise, while our industry-leading proprietary technology stack anchors everything we do.

Our main service areas are: market making; proprietary and algorithmic trading; client execution; structured products; risk management solutions; and portfolio investments.

For more information or if we can help with anything, please see gsr.io or contact us at gsr@gsr.io.

Required Disclosures

This material is a product of the GSR Sales and Trading Department. It is not a product of a Research Department, not a research report, and not subject to all of the independence and disclosure standards applicable to research reports prepared pursuant to FINRA or CFTC research rules. This material is not independent of the Firm's proprietary interests, which may conflict with your interests. The Firm trades instruments discussed in this material for its own account. The author may have consulted with the Firm's traders and other personnel, who may have already traded based on the views expressed in this material, may trade contrary to the views expressed in this material, and may have positions in other instruments discussed herein. This material is intended only for institutional investors. Solely for purposes of the CFTC's rules and to the extent this material discusses derivatives, this material is a solicitation for entering into a derivatives transaction and should not be considered to be a derivatives research report.

This material is provided solely for informational purposes, is intended for your use only and does not constitute an offer or commitment, a solicitation of an offer or comment (except as noted for CFTC purposes), or any advice or recommendation, to enter into or conclude any transaction (whether on the indicative terms shown or otherwise), or to provide investment services in any state or country where such an offer or solicitation or provision would be illegal.

Information is based on sources considered to be reliable, but not guaranteed to be accurate or complete. Any opinions or estimates expressed herein reflect a judgment made as of the date of publication, and are subject to change without notice. Trading and investing in digital assets involves significant risks including price volatility and illiquidity and may not be suitable for all investors. GSR will not be liable whatsoever for any direct or consequential loss arising from the use of this Information. Copyright of this Information belongs to GSR. Neither this Information nor any copy thereof may be taken or rented or redistributed, directly or indirectly, without prior written permission of GSR. Not a solicitation to U.S. Entities or individuals for securities in any form. If you are such an entity, you must close this page.

Sources

CoinGecko	Santiment	DefiPulse	WoldCoinIndex.com	Yahoo
CoinMarketCap	Skew	TradingView	Investing.com	Google
		DefiLlama		