

Crypto Leaderboard

Rank	Name	Ticker	Price	1h	24h	7d	24h Vol \$m	MC \$m	1-Year Chart
1	Bitcoin	BTC	\$46,925	-1%	-1%	-8%	69,338	888,600	
2	Ethereum	ETH	\$3,809	-1%	1%	-7%	15,605	455,414	
3	Binance	BNB	\$529	-1%	1%	-4%	1,042	89,331	
4	Tether	USDT	\$0.99	-1%	-1%	-1%	41,898	78,282	
5	Solana	SOL	\$174	0%	-1%	-12%	948	53,924	
6	Cardano	ADA	\$1.36	-1%	0%	-7%	765	43,615	
7	USD//Coin	USDC	\$1.00	0%	0%	0%	1,891	42,694	
8	Ripple	XRP	\$0.84	-1%	-1%	-9%	1,972	39,927	
9	Terra	LUNA	\$92.93	0%	4%	-7%	1,454	33,646	
10	Polkadot	DOT	\$30.53	1%	4%	-3%	1,402	32,718	

Top & Bottom Performers - Top 100 Tokens

24h		7 Days		30 Days		90 Days		365 Days	
OHM	14%	YFI	31%	NEAR	84%	MANA	324%	KICK	175,855%
SNX	10%	OSMO	22%	YFI	65%	CRO	221%	DREP	37,763%
OSMO	9%	ATOM	18%	SUSHI	58%	LUNA	109%	SHIB	37,640%
ATOM	8%	ROSE	17%	SAFEMOON	52%	KCS	105%	AXS	17,111%
TFUEL	-4%	MATIC	-14%	PERP	-21%	ICP	-47%	KLAY	-50%
CELO	-4%	MANA	-15%	EGLD	-22%	FIL	-50%	CCXX	-52%
CVX	-5%	HOT	-16%	TFUEL	-24%	FLOW	-54%	CTC	-68%
XMR	-6%	KDA	-23%	HOT	-27%	CCXX	-58%	ICP	-94%

Category Performance

Category	1d	7d	30d	90d	365d	Ecosystem	1d	7d	30d	90d	365d
DEX / B&L	3%	1%	17%	-4%	470%	Cosmos	1%	3%	11%	-27%	282%
Defi	3%	%	14%	2%	1,171%	xDAI	2%	2%	16%	27%	1,319%
DAOs	3%	%	13%	-7%	182%	Avalanche	%	%	10%	-18%	285%
Smart Contract	%	-3%	5%	-4%	2,258%	Polygon	1%	-4%	2%	-29%	822%
CEXs	%	-3%	1%	60%	926%	Solana	1%	-4%	-13%	17%	1,483%
Dist. Computing	1%	-4%	-6%	-13%	823%	Polkadot	2%	-4%	-10%	20%	380%
Privacy	%	-5%	-10%	-18%	122%	Terra	1%	-5%	2%	30%	4,706%
IoT	%	-6%	-3%	-16%	194%	BSC	%	-5%	-8%	37%	1,571%
NFTs	-1%	-8%	-7%	40%	3,532%						
Gaming	%	-9%	-14%	123%	7,697%						
Meme	-1%	-11%	-6%	32%	19,642%						

Defi

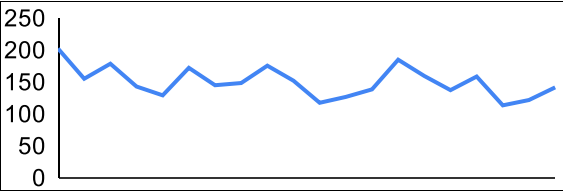
Total Value Locked, LTM, \$b

Top TVL By Protocol, \$b

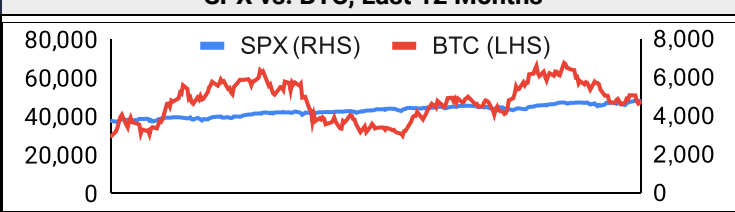
DefiPulse Index, LTM

Trading Volume

Aggregate Volumes by Product, \$b					Top Derivatives Exchanges, \$m and bps				Top Spot Exchanges, \$m			
	1d	7d	30d	O/I	Exchange	1d Vol	O/I	Mkr	Tkr	Exchange	Score	1d Vol
Spot	47	366	1,890	n/a	Binance	37,974	16,946	2.0	4.0	Binance	9.9	12,834
Perpetuals	269	737	3,170	0	OKEx	11,801	3,119	2.0	5.0	Coinbase	8.5	2,457
Futures	2	30	182	4	CoinTiger	7,381	7,988	0.0	0.0	FTX	8.3	1,326
Options	1	8	34	11	CoinFLEX	5,585	287	-2.0	6.0	Kraken	8.1	707

20 Day Volume - Top 100 Tokens, \$b				Top Volume, 1d, \$m		Top Volume, %20d Avg		Low Volume, %20d Avg	
				USDT	48,947	MKR	740%	DREP	
				BTC	34,070	PRIV	372%	XEM	18%
				ETH	11,025	KLAY	211%	BSV	25%
				MKR	10,181	QTUM	187%	DCR	29%
				BCH	5,190	ONE	184%	OKB	37%

Traditional Finance

Global Equity Markets							SPX vs. BTC, Last 12 Months	
	SPX	N100	FTSE	DAX	NIKKEI	HSI		
1D	0%	1%	0%	1%	0%	-1%		
7D	-1%	1%	0%	0%	-1%	0%		
90D	10%	7%	4%	2%	5%	0%		
365D	29%	23%	12%	5%	6%	43%		

10-Year Treasury Yields							Commodities & FX					
	US	Brazil	UK	Ger	Japan	HK	Last	WTI	Gas	Gold	EUR/USD	USD/JPY
Last	1.59%	10.26%	0.97%	-0.14%	0.06%	1.44%	Last	75	3.7	1,808	1.13	115.3
1d Chg	+0.092	0	+0.0010	+0.0380	-0.006	+0.024	1d % Chg	+0.	-0.54%	-1.15%	-0.51%	+0.18%

Crypto News

- [Bitcoin network turns 13, celebrates with new hash rate all-time high - Cointelegraph](#)
- [Bitcoin's Net Exchange Flows Flip Bearish As Cryptocurrency Struggles For Directional Bias - CoinDesk](#)
- [New year, same 'extreme fear' — 5 things to watch in Bitcoin this week - Cointelegraph](#)
- [Why Jerome Powell's Policies Are Bullish For Bitcoin - Bitcoin Magazine](#)
- [More billionaires turning to crypto on fiat inflation fears - Cointelegraph](#)
- [Bank of Jamaica completes first CBDC pilot - Cointelegraph](#)
- [Power Outages in Russia's Irkutsk Region Blamed on Home Miners – Mining Bitcoin News - Bitcoin News](#)
- [Bitcoin's computational power may double and make the market more secure in 2022 - MarketWatch](#)
- [Ethereum Co-Founder Vitalik Buterin Talks Argentina, BCH, Stablecoins, Scaling in Tweetstorm – Bitcoin News - Bitcoin News](#)
- [Square Enix CEO reveals plans for blockchain, metaverse, NFTs - Cointelegraph](#)
- [Slim Shady buys Bored Ape 'EminApe' NFT for \\$460K - Cointelegraph](#)
- [Samsung announces NFT platform for smart TVs - Cointelegraph](#)
- [Shiba Inu Launches Beta Version of DAO to Give Users More Authority Over Crypto Projects - CoinDesk](#)
- [40,000-member players guild raises \\$6M to make P2E gaming easier - Cointelegraph](#)
- [DeFi Protocol Convex Finance Crosses \\$20B in Locked Value - CoinDesk](#)
- [Half a Dozen of India's Crypto Exchanges Searched After Alleged Rupee 700M Tax Evasion Detected: Sources - CoinDesk](#)
- [Grayscale Holds \\$43B in Crypto Assets Under Management, Down From \\$60.9B in Early November - CoinDesk](#)



Market Update - January 3, 2022

Crypto Options

BTC ATM Implied Vol, 1m



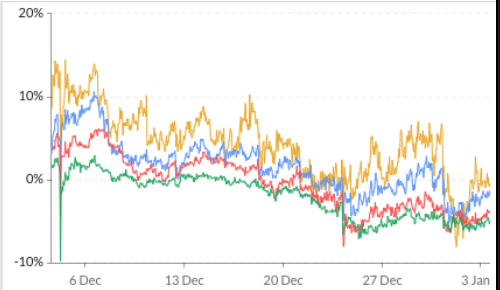
1wk ATM Vol Min: 64.9%, Max: 89.5%, Avg: 78.9%, Last: 69.1%
 3mth ATM Vol Min: 69.1%, Max: 92.0%, Avg: 82.6%, Last: 71.2%
 6mth ATM Vol Min: 70.9%, Max: 92.4%, Avg: 84.6%, Last: 72.2%
 1wk ATM Vol Min: 62.0%, Max: 101.4%, Avg: 73.1%, Last: 67.0%

ETH ATM Implied Vol, 1m



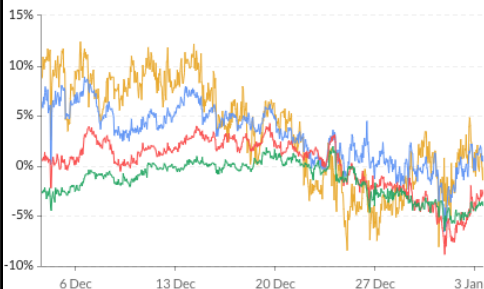
1wk ATM Vol Min: 65%, Max: 109%, Avg: 85%, Last: 70%
 1mth ATM Vol Min: 73%, Max: 106%, Avg: 93%, Last: 76%
 3mth ATM Vol Min: 80%, Max: 111%, Avg: 100%, Last: 81%
 6mth ATM Vol Min: 81%, Max: 111%, Avg: 100%, Last: 81%

BTC 25d Skew, 1m



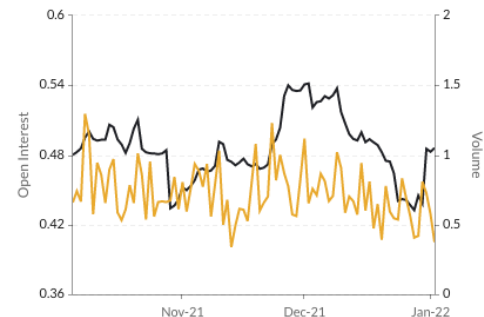
1wk 25d skew Min: -8%, Max: 14%, Avg: 4%, Last: 0%
 1mth 25d skew Min: -6%, Max: 11%, Avg: 2%, Last: -1%
 3mth 25d skew Min: -8%, Max: 6%, Avg: 0%, Last: -4%
 6mth 25d skew Min: -10%, Max: 3%, Avg: -2%, Last: -5%

ETH 25d Skew, 1m



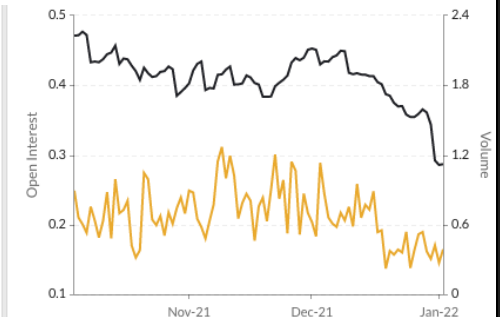
1wk 25d skew Min: -8%, Max: 12%, Avg: 4%, Last: 0%
 1mth 25d skew Min: -7%, Max: 9%, Avg: 3%, Last: 1%
 3mth 25d skew Min: -9%, Max: 4%, Avg: 0%, Last: -2%
 6mth 25d skew Min: -6%, Max: 2%, Avg: -1%, Last: -4%

BTC Put/Call Ratios, 3m



Open Interest Min: 0.43, Max: 0.54, Avg: 0.49, Last: 0.49
 Volume Min: 0.34, Max: 1.30, Avg: 0.73, Last: 0.37

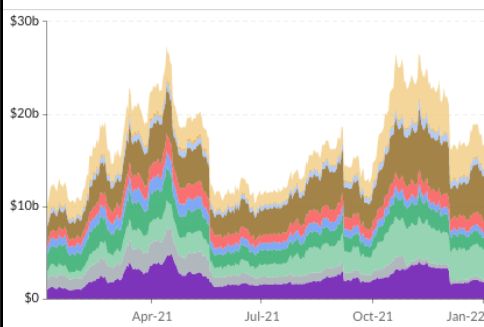
ETH Put/Call Ratios, 3m



Open Interest Min: 0.29, Max: 0.48, Avg: 0.41, Last: 0.29
 Volume Min: 0.22, Max: 1.27, Avg: 0.68, Last: 0.39

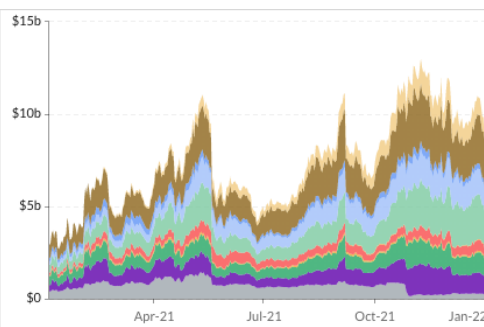
Crypto Futures

BTC Aggregate Open Interest, 1y



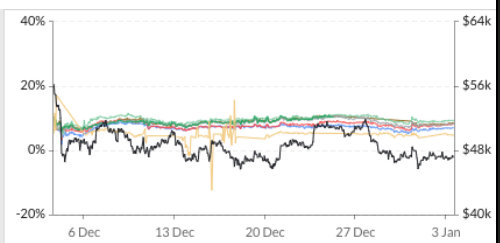
Bybit, Huobi, FTX, OKEx, CoinFlex, BitMEX, Derbit, Binance, Bitfinex, Kraken, CME

ETH Aggregate Open Interest, 1y



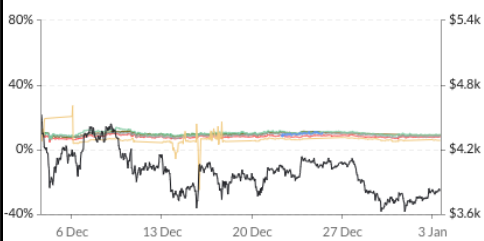
Huobi, Bybit, OKEx, Kraken, Derbit, CoinFlex, FTX, Bitfinex, BitMEX, Binance, CME

BTC Annlzd Rolling 3m Basis, 1m



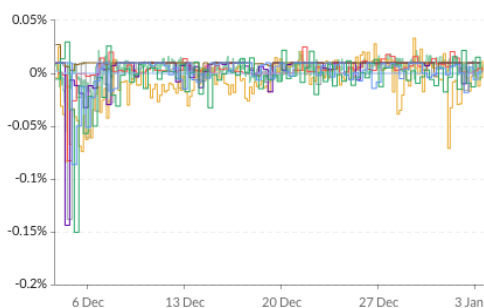
Binance Min: 4.27%, Max: 10.95%, Avg: 8.74%, Last: 8.58%
 BitMEX Min: 1.81%, Max: 8.82%, Avg: 7.07%, Last: 6.99%
 Derbit Min: 3.27%, Max: 9.57%, Avg: 7.73%, Last: 8.18%
 FTX Min: 4.24%, Max: 11.62%, Avg: 9.55%, Last: 9.47%
 Huobi Min: 4.39%, Max: 10.90%, Avg: 8.60%, Last: 8.13%
 OKEx Min: 5.83%, Max: 11.07%, Avg: 8.73%, Last: 10.50%
 CME* Min: -12.41%, Max: 16.99%, Avg: 5.04%, Last: 4.57%
 BTC Spot Index Min: \$45.67k, Max: \$56.25k, Avg: \$48.63k, Last: \$47.15k

ETH Annlzd Rolling 3m Basis, 1m



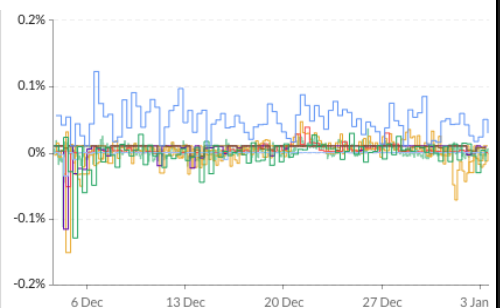
OKEx Min: 6.19%, Max: 11.94%, Avg: 9.72%, Last: 11.10%
 Binance Min: 5.84%, Max: 11.99%, Avg: 9.48%, Last: 8.99%
 Derbit Min: 4.72%, Max: 10.48%, Avg: 8.01%, Last: 7.90%
 Huobi Min: 6.25%, Max: 10.90%, Avg: 9.04%, Last: 8.48%
 FTX Min: 6.39%, Max: 13.92%, Avg: 10.16%, Last: 9.46%
 BitMEX Min: 7.85%, Max: 11.35%, Avg: 9.78%, Last: 10.74%
 CME* Min: -24.89%, Max: 27.18%, Avg: 6.09%, Last: 5.69%
 ETH Spot Index Min: \$3.62k, Max: \$4.52k, Avg: \$3.99k, Last: \$3.82k

BTC Perp Swaps Funding, 1m



FTX Avg: 0.0041% Huobi Avg: 0.0030% BitMEX Avg: 0.0008%
 Kraken Avg: -0.0082% Derbit Avg: 0.0035% Bybit Avg: 0.0039%
 Binance Avg: 0.0095% Bitfinex Avg: 0.0001% OKEx Avg: -0.0044%

ETH Perp Swaps Funding, 1m



FTX Avg: 0.0027% Huobi Avg: 0.0016% BitMEX Avg: 0.0475%
 Kraken Avg: 0.0027% Derbit Avg: 0.0035% Bybit Avg: 0.0054%
 Binance Avg: 0.0084% Bitfinex Avg: -0.0008% OKEx Avg: -0.0027%



Market Update – January 3, 2022

About GSR

GSR is a global leader in digital asset trading, market making, OTC derivatives, and investments. We operate in a culture of excellence and leverage our first-rate reputation, deep relationships and proprietary trading technology to move swiftly and capitalize on market opportunities.

GSR's experienced team brings together decades of institutional trading expertise, while our industry-leading proprietary technology stack anchors everything we do.

Our main service areas are: market making; proprietary and algorithmic trading; client execution; structured products; risk management solutions; and portfolio investments.

For more information or if we can help with anything, please see gsr.io or contact us at gsr@gsr.io.

Required Disclosures

This material is a product of the GSR Sales and Trading Department. It is not a product of a Research Department, not a research report, and not subject to all of the independence and disclosure standards applicable to research reports prepared pursuant to FINRA or CFTC research rules. This material is not independent of the Firm's proprietary interests, which may conflict with your interests. The Firm trades instruments discussed in this material for its own account. The author may have consulted with the Firm's traders and other personnel, who may have already traded based on the views expressed in this material, may trade contrary to the views expressed in this material, and may have positions in other instruments discussed herein. This material is intended only for institutional investors. Solely for purposes of the CFTC's rules and to the extent this material discusses derivatives, this material is a solicitation for entering into a derivatives transaction and should not be considered to be a derivatives research report.

This material is provided solely for informational purposes, is intended for your use only and does not constitute an offer or commitment, a solicitation of an offer or comment (except as noted for CFTC purposes), or any advice or recommendation, to enter into or conclude any transaction (whether on the indicative terms shown or otherwise), or to provide investment services in any state or country where such an offer or solicitation or provision would be illegal.

Information is based on sources considered to be reliable, but not guaranteed to be accurate or complete. Any opinions or estimates expressed herein reflect a judgment made as of the date of publication, and are subject to change without notice. Trading and investing in digital assets involves significant risks including price volatility and illiquidity and may not be suitable for all investors. GSR will not be liable whatsoever for any direct or consequential loss arising from the use of this Information. Copyright of this Information belongs to GSR. Neither this Information nor any copy thereof may be taken or rented or redistributed, directly or indirectly, without prior written permission of GSR. Not a solicitation to U.S. Entities or individuals for securities in any form. If you are such an entity, you must close this page.

Sources

CoinGecko	Santiment	DefiPulse	WoldCoinIndex.com	Yahoo
CoinMarketCap	Skew	TradingView	Investing.com	Google
		DefiLlama		