

Crypto Leaderboard

Rank	Name	Ticker	Price	1h	24h	7d	24h Vol \$m	MC \$m	1-Year Chart
1	Bitcoin	BTC	\$46,919	0%	-1%	-8%	23,692	888,226	
2	Ethereum	ETH	\$3,860	1%	1%	-5%	13,394	459,966	
3	Binance	BNB	\$517	0%	-3%	-8%	1,934	87,049	
4	Tether	USDT	\$1.00	0%	0%	0%	51,308	78,283	
5	Solana	SOL	\$172	0%	-2%	-12%	1,474	53,134	
6	Cardano	ADA	\$1.34	0%	-2%	-12%	950	43,025	
7	USD//Coin	USDC	\$1.00	-1%	0%	0%	2,628	42,727	
8	Ripple	XRP	\$0.84	0%	-1%	-10%	2,143	39,819	
9	Terra	LUNA	\$88	-1%	-5%	-3%	1,672	31,885	
10	Polkadot	DOT	\$30	-1%	-3%	-5%	1,507	31,718	

Top & Bottom Performers - Top 100 Tokens

24h		7 Days		30 Days		90 Days		365 Days	
ICP	20%	ATOM	40%	NEAR	131%	MANA	323%	ETH	264%
RVN	20%	FTM	35%	ONE	74%	CRO	202%	BTC	40,170%
NEAR	16%	OSMO	33%	ATOM	66%	NEAR	117%	#N/A	36,819%
FTM	14%	ROSE	26%	YFI	66%	LUNA	111%	#N/A	17,121%
KDA	-4%	SHIB	-15%	CCXX	-19%	DCR	-45%	#N/A	-51%
LUNA	-5%	GALA	-19%	HOT	-20%	FIL	-49%	#N/A	-51%
SUSHI	-7%	XRD	-19%	TFUEL	-24%	FLOW	-53%	ETH	-69%
SPELL	-9%	KDA	-22%	DCR	-27%	CCXX	-58%	BTC	-93%

Category Performance

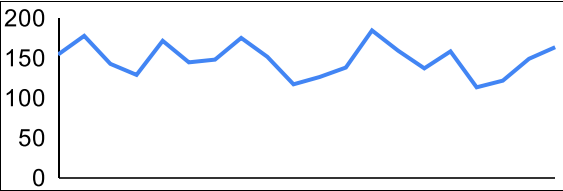
Category	1d	7d	30d	90d	365d	Ecosystem	1d	7d	30d	90d	365d
DEX / B&L	1%	10%	25%	-1%	458%	Cosmos	2%	11%	23%	-31%	276%
Dist. Computing	5%	10%	5%	-9%	831%	xDAI	2%	11%	22%	27%	1,241%
Defi	2%	9%	20%	4%	1,107%	Solana	1%	5%	-6%	-18%	293%
DAOs	1%	7%	18%	-6%	177%	Polkadot	1%	4%	-2%	-28%	737%
Smart Contract	1%	7%	13%	-1%	2,203%	Polygon	1%	4%	9%	18%	1,343%
Privacy	0%	2%	-8%	-20%	122%	BSC	1%	2%	-5%	24%	378%
CEXs	0%	0%	2%	56%	841%	Avalanche	0%	0%	13%	30%	4,401%
NFTs	2%	-1%	1%	42%	3,541%	Terra	-1%	-2%	7%	39%	1,449%
Gaming	1%	-1%	-6%	124%	7,674%						
IoT	0%	-3%	1%	-17%	188%						
Meme	1%	-3%	-4%	-6%	19,236%						

Defi

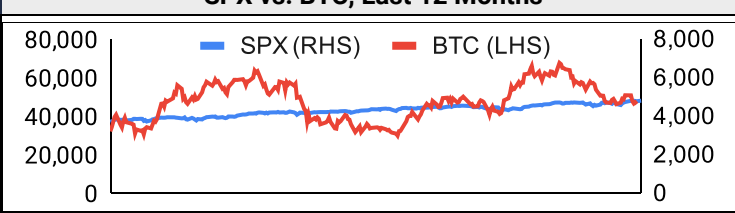
Total Value Locked, LTM, \$b	Top TVL By Protocol, \$b	DefiPulse Index, LTM

Trading Volume

Aggregate Volumes by Product, \$b					Top Derivatives Exchanges, \$m and bps				Top Spot Exchanges, \$m			
	1d	7d	30d	O/I	Exchange	1d Vol	O/I	Mkr	Tkr	Exchange	Score	1d Vol
Spot	56	365	1,850	n/a	Binance	53,808	17,810	2.0	4.0	Binance	9.9	16,645
Perpetuals	256	724	3,100	0	OKEx	15,604	3,151	2.0	5.0	Coinbase	8.6	3,756
Futures	3	29	174	4	CoinTiger	9,988	8,298	0.0	0.0	FTX	8.3	1,920
Options	1	8	33	11	FTX	6,256	5,944	2.0	7.0	Kraken	8.0	934

20 Day Volume - Top 100 Tokens, \$b		Top Volume, 1d, \$m		Top Volume, %20d Avg		Low Volume, %20d Avg	
		USDT	61,789	PRIV	483%	HBTC	10.42%
		BTC	34,787	MKR	386%	XEM	21%
		ETH	13,841	AMP	321%	BSV	29%
		MKR	5,967	SNX	313%	DCR	33%
		BCH	5,149	FTT	286%	HEX	45%

Traditional Finance

Global Equity Markets							SPX vs. BTC, Last 12 Months	
	SPX	N100	FTSE	DAX	NIKKEI	HSI		
1D	1%	1%	1%	1%	2%	0%		
7D	0%	2%	1%	0%	1%	0%		
90D	10%	9%	7%	3%	6%	0%		
365D	30%	25%	14%	5%	8%	67%		

10-Year Treasury Yields							Commodities & FX					
	US	Brazil	UK	Ger	Japan	HK	Last	WTI	Gas	Gold	EUR/USD	USD/JPY
Last	1.67%	10.56%	1.05%	-0.14%	0.09%	1.53%	Last	76	3.8	1,810	1.13	116.3
1d Chg	+0.040	+0.000	+0.0795	-0.019	+0.002	+0.024	1d % Chg	+0.	+0.73%	+0.54%	-0.09%	+0.83%

Crypto News

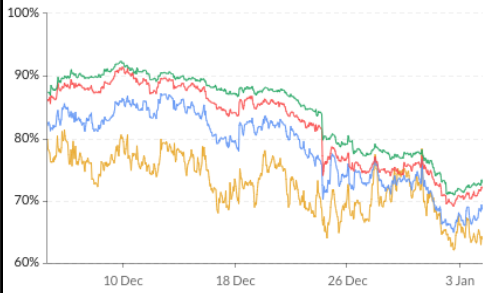
- [First Mover Asia: Bitcoin Slips Under \\$46K as Volume Across Major Centralized Exchanges Remains Low - CoinDesk](#)
- [Happy Birthday, Bitcoin! Industry players share a few words - Cointelegraph](#)
- [The Boston Fed Is Hiring a New Director for Its CBDC Project - CoinDesk](#)
- [The number of countries banning crypto has doubled in three years - Cointelegraph](#)
- [Italy's top private bank Banca Generali to allow users to buy Bitcoin - CryptoSlate](#)
- [China's central bank releases pilot version of digital yuan wallet - Cointelegraph](#)
- [Bitcoin exchange balances trend back to historic lows as BTC withdrawals resume in January - Cointelegraph](#)
- [OpenSea NFT trading volume surges as Bored Ape mania intensifies - Cointelegraph](#)
- [Coinbase exec says major Ethereum scaling improvements coming soon - Cointelegraph](#)
- [Crypto predictions platform Polymarket fined \\$1.4M by CTFC - Cointelegraph](#)
- [Cardano became the most developed crypto project on GitHub in 2021 — Santiment - Cointelegraph](#)
- [ASIC Maker Canaan Signs Multiple Deals for Expansion in Kazakhstan - CoinDesk](#)
- [European Markets Regulator Seeks Feedback on Regulation of Tokenized Securities - CoinDesk](#)
- [Cosmos-Based Exchange Osmosis Crosses \\$1B in Locked Value - CoinDesk](#)
- [Estonia Regulator Says No Plans to Ban Crypto - CoinDesk](#)
- [Bitfarms and Marathon Digital Both Mined Over 3K BTC in 2021 - CoinDesk](#)
- [Bored Ape Yacht Club crosses \\$1 billion in total sales - TheBlock](#)



Market Update - January 4, 2022

Crypto Options

BTC ATM Implied Vol, 1m



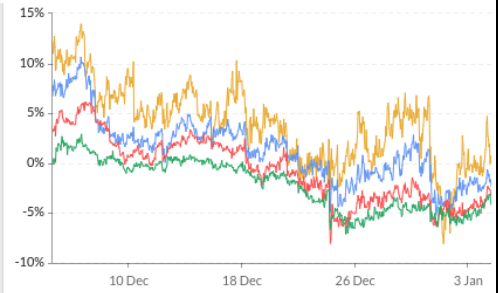
1wk ATM Vol Min: 62.0%, Max: 81.4%, Avg: 72.6%, Last: 63.9%
 1mth ATM Vol Min: 64.9%, Max: 87.2%, Avg: 78.5%, Last: 68.6%
 3mth ATM Vol Min: 69.1%, Max: 91.4%, Avg: 82.2%, Last: 72.0%
 6mth ATM Vol Min: 70.9%, Max: 92.4%, Avg: 84.2%, Last: 72.8%

ETH ATM Implied Vol, 1m



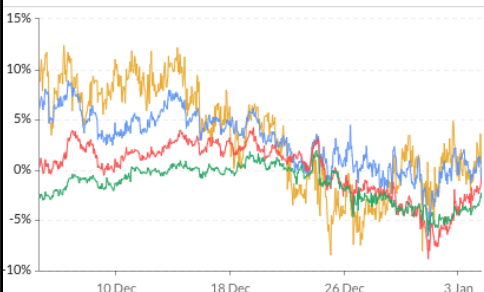
1wk ATM Vol Min: 65%, Max: 102%, Avg: 84%, Last: 66%
 1mth ATM Vol Min: 72%, Max: 106%, Avg: 92%, Last: 72%
 3mth ATM Vol Min: 79%, Max: 111%, Avg: 99%, Last: 79%
 6mth ATM Vol Min: 81%, Max: 111%, Avg: 99%, Last: 81%

BTC 25d Skew, 1m



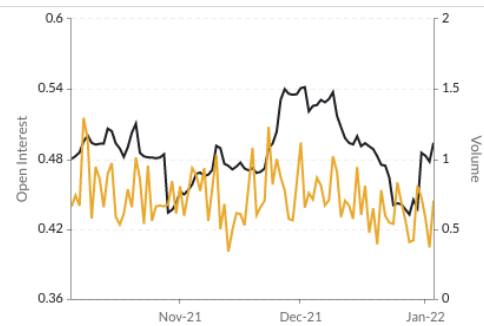
1wk 25d skew Min: -8%, Max: 14%, Avg: 4%, Last: 0%
 1mth 25d skew Min: -6%, Max: 11%, Avg: 1%, Last: -2%
 3mth 25d skew Min: -8%, Max: 6%, Avg: -1%, Last: -3%
 6mth 25d skew Min: -7%, Max: 3%, Avg: -2%, Last: -4%

ETH 25d Skew, 1m



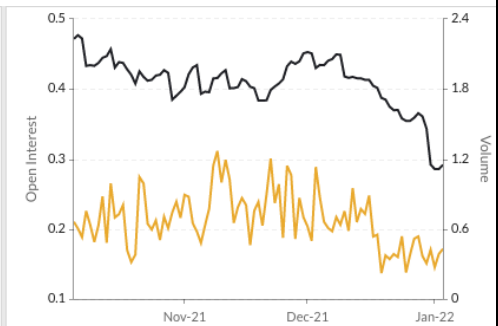
1wk 25d skew Min: -8%, Max: 12%, Avg: 3%, Last: 2%
 1mth 25d skew Min: -7%, Max: 9%, Avg: 3%, Last: 0%
 3mth 25d skew Min: -9%, Max: 4%, Avg: 0%, Last: -1%
 6mth 25d skew Min: -6%, Max: 2%, Avg: -1%, Last: -3%

BTC Put/Call Ratios, 3m



Open Interest Min: 0.43, Max: 0.54, Avg: 0.49, Last: 0.49
 Volume Min: 0.34, Max: 1.30, Avg: 0.73, Last: 0.70

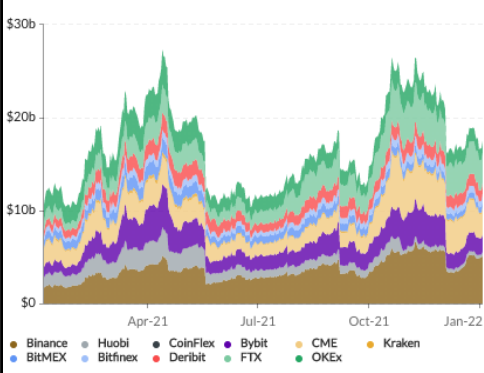
ETH Put/Call Ratios, 3m



Open Interest Min: 0.29, Max: 0.48, Avg: 0.41, Last: 0.29
 Volume Min: 0.22, Max: 1.27, Avg: 0.68, Last: 0.43

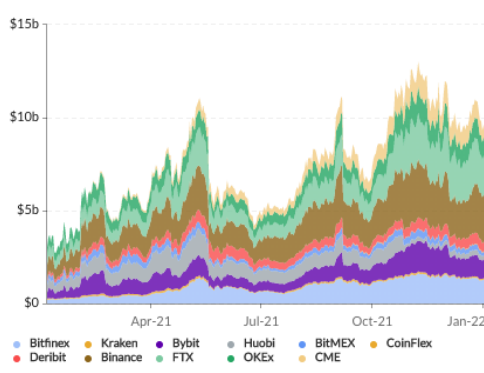
Crypto Futures

BTC Aggregate Open Interest, 1y



Binance, Huobi, CoinFlex, Bybit, CME, Kraken, BitMEX, Bitfinex, Deribit, FTX, OKEx

ETH Aggregate Open Interest, 1y



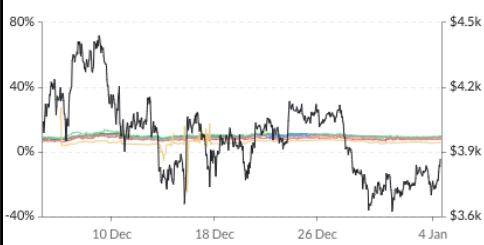
Bitfinex, Kraken, Bybit, Huobi, BitMEX, CoinFlex, Deribit, Binance, FTX, OKEx, CME

BTC Annlzd Rolling 3m Basis, 1m



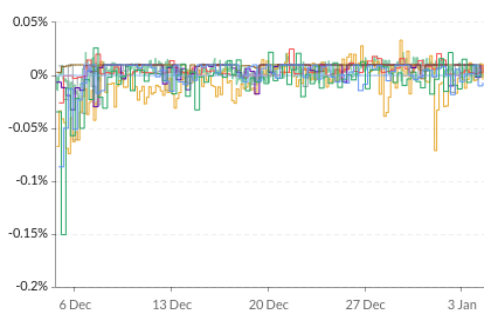
Binance Min: 6.51%, Max: 10.95%, Avg: 8.78%, Last: 9.24%
 OKEx Min: 6.21%, Max: 11.07%, Avg: 8.76%, Last: 10.50%
 Huobi Min: 6.32%, Max: 10.90%, Avg: 8.64%, Last: 8.81%
 BitMEX Min: 4.23%, Max: 8.82%, Avg: 7.11%, Last: 7.08%
 Deribit Min: 5.62%, Max: 9.57%, Avg: 7.78%, Last: 8.51%
 FTX Min: 6.73%, Max: 11.62%, Avg: 9.63%, Last: 9.53%
 CME* Min: -12.41%, Max: 15.66%, Avg: 4.95%, Last: 5.28%
 BTC Spot Index Min: \$45.67k, Max: \$51.87k, Avg: \$48.47k, Last: \$46.96k

ETH Annlzd Rolling 3m Basis, 1m



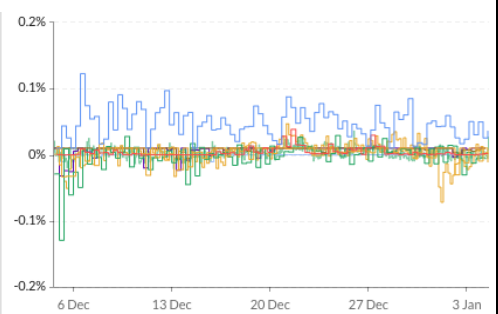
Deribit Min: 5.97%, Max: 10.48%, Avg: 8.01%, Last: 7.87%
 Binance Min: 7.36%, Max: 11.73%, Avg: 9.47%, Last: 9.30%
 OKEx Min: 7.12%, Max: 11.50%, Avg: 9.73%, Last: 11.10%
 Huobi Min: 6.67%, Max: 10.90%, Avg: 9.01%, Last: 8.81%
 FTX Min: 8.20%, Max: 13.92%, Avg: 10.16%, Last: 9.54%
 BitMEX Min: 7.85%, Max: 11.35%, Avg: 9.78%, Last: 10.74%
 CME* Min: -24.89%, Max: 27.18%, Avg: 5.98%, Last: 5.82%
 ETH Spot Index Min: \$3.62k, Max: \$4.44k, Avg: \$3.98k, Last: \$3.87k

BTC Perp Swaps Funding, 1m



FTX Avg: 0.0044% Huobi Avg: 0.0045% BitMEX Avg: 0.0005%
 Kraken Avg: -0.0074% Deribit Avg: 0.0045% Bybit Avg: 0.0054%
 Binance Avg: 0.0094% Bitfinex Avg: 0.0001% OKEx Avg: -0.0047%

ETH Perp Swaps Funding, 1m



FTX Avg: 0.0030% Bybit Avg: 0.0068% Binance Avg: 0.0084%
 Bitfinex Avg: -0.0004% Kraken Avg: 0.0028% OKEx Avg: -0.0033%
 Huobi Avg: 0.0031% BitMEX Avg: 0.0470% Deribit Avg: 0.0041%



Market Update – January 4, 2022

About GSR

GSR is a global leader in digital asset trading, market making, OTC derivatives, and investments. We operate in a culture of excellence and leverage our first-rate reputation, deep relationships and proprietary trading technology to move swiftly and capitalize on market opportunities.

GSR's experienced team brings together decades of institutional trading expertise, while our industry-leading proprietary technology stack anchors everything we do.

Our main service areas are: market making; proprietary and algorithmic trading; client execution; structured products; risk management solutions; and portfolio investments.

For more information or if we can help with anything, please see gsr.io or contact us at gsr@gsr.io.

Required Disclosures

This material is a product of the GSR Sales and Trading Department. It is not a product of a Research Department, not a research report, and not subject to all of the independence and disclosure standards applicable to research reports prepared pursuant to FINRA or CFTC research rules. This material is not independent of the Firm's proprietary interests, which may conflict with your interests. The Firm trades instruments discussed in this material for its own account. The author may have consulted with the Firm's traders and other personnel, who may have already traded based on the views expressed in this material, may trade contrary to the views expressed in this material, and may have positions in other instruments discussed herein. This material is intended only for institutional investors. Solely for purposes of the CFTC's rules and to the extent this material discusses derivatives, this material is a solicitation for entering into a derivatives transaction and should not be considered to be a derivatives research report.

This material is provided solely for informational purposes, is intended for your use only and does not constitute an offer or commitment, a solicitation of an offer or comment (except as noted for CFTC purposes), or any advice or recommendation, to enter into or conclude any transaction (whether on the indicative terms shown or otherwise), or to provide investment services in any state or country where such an offer or solicitation or provision would be illegal.

Information is based on sources considered to be reliable, but not guaranteed to be accurate or complete. Any opinions or estimates expressed herein reflect a judgment made as of the date of publication, and are subject to change without notice. Trading and investing in digital assets involves significant risks including price volatility and illiquidity and may not be suitable for all investors. GSR will not be liable whatsoever for any direct or consequential loss arising from the use of this Information. Copyright of this Information belongs to GSR. Neither this Information nor any copy thereof may be taken or rented or redistributed, directly or indirectly, without prior written permission of GSR. Not a solicitation to U.S. Entities or individuals for securities in any form. If you are such an entity, you must close this page.

Sources

CoinGecko	Santiment	DefiPulse	WoldCoinIndex.com	Yahoo
CoinMarketCap	Skew	TradingView	Investing.com	Google
		DefiLlama		