

## Crypto Leaderboard

Rank	Name	Ticker	Price	1h	24h	7d	24h Vol \$m	MC \$m	1-Year Chart
1	Bitcoin	BTC	\$42,418	0%	-2%	-10%	58,702	804,359	
2	Ethereum	ETH	\$3,252	0%	-4%	-13%	22,129	387,146	
3	Tether	USDT	\$1	0%	0%	0%	80,439	78,715	
4	Binance	BNB	\$456.17	0%	-2%	-12%	2,385	76,699	
5	Solana	SOL	\$141	1%	-6%	-18%	2,557	43,889	
6	USD//Coin	USDC	\$1.00	0%	-1%	0%	3,782	43,381	
7	Cardano	ADA	\$1.24	0%	2%	-9%	1,569	39,852	
8	Ripple	XRP	\$0.76	0%	0%	-9%	2,628	36,414	
9	Polkadot	DOT	\$25.70	0%	-2%	-7%	1,838	27,542	
10	Terra	LUNA	\$72.21	0%	-5%	-15%	2,767	26,033	

## Top & Bottom Performers - Top 100 Tokens

24h		7 Days		30 Days		90 Days		365 Days	
ATOM	18%	SAFEMOON	62%	HEX	72%	MANA	285%	KICK	180,158%
FXS	17%	JEWEL	55%	ATOM	70%	CRO	152%	DREP	39,383%
OSMO	16%	OSMO	53%	NEAR	65%	NEAR	92%	SHIB	32,675%
ONE	15%	ATOM	43%	ONE	61%	HNT	90%	AXS	12,156%
CELO	-6%	AXS	-22%	TFUEL	-32%	WAVES	-51%	SNX	-52%
SUSHI	-6%	GALA	-23%	DCR	-32%	DCR	-53%	KLAY	-54%
KCS	-7%	CEL	-26%	AXS	-34%	FLOW	-58%	CTC	-71%
OHM	-7%	SUSHI	-33%	HOT	-35%	FIL	-59%	ICP	-94%

## Category Performance

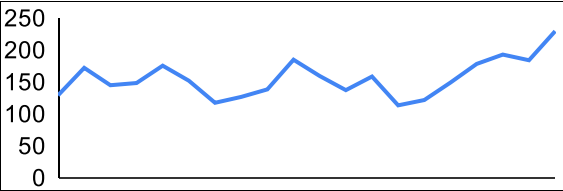
Category	1d	7d	30d	90d	365d	Ecosystem	1d	7d	30d	90d	365d
Dist. Computing	-4%	-2%	-15%	-18%	697%	Cosmos	-2%	0%	5%	-41%	215%
Smart Contract	-3%	-3%	-7%	-18%	1,632%	Solana	-3%	-2%	-17%	10%	914%
Defi	-4%	-5%	-5%	-13%	736%	Polygon	-3%	-4%	-10%	-33%	203%
DAOs	-3%	-7%	-9%	-23%	102%	Polkadot	-4%	-5%	-19%	-33%	591%
DEX / B&L	-5%	-7%	-8%	-20%	373%	xDAI	-4%	-5%	-5%	3%	916%
CEXs	-3%	-8%	-11%	42%	656%	Avalanche	-2%	-9%	-1%	3%	269%
Privacy	-2%	-9%	-21%	-30%	75%	BSC	-3%	-10%	-22%	7%	2,770%
NFTs	-5%	-10%	-18%	20%	2,459%	Terra	-6%	-18%	-15%	25%	964%
Gaming	-6%	-10%	-22%	95%	5,282%						
Meme	-3%	-10%	-16%	-13%	17,088%						
IoT	-4%	-11%	-16%	-31%	122%						

## Defi

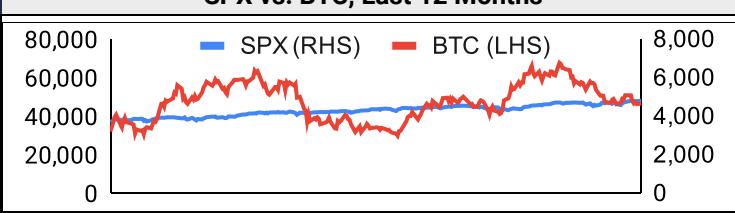
Total Value Locked, LTM, \$b	Top TVL By Protocol, \$b	DefiPulse Index, LTM

## Trading Volume

Aggregate Volumes by Product, \$b					Top Derivatives Exchanges, \$m and bps					Top Spot Exchanges, \$m		
	1d	7d	30d	O/I	Exchange	1d Vol	O/I	Mkr	Tkr	Exchange	Score	1d Vol
Spot	69	339	1,550	n/a	Binance	70,985	15,090	2.0	4.0	Binance	9.9	21,576
Perpetuals	439	1,440	3,470	0	OKEx	20,946	2,931	2.0	5.0	Coinbase	8.7	5,778
Futures	4	22	133	4	CoinTiger	13,444	7,141	0.0	0.0	FTX	8.4	2,969
Options	2	7	29	10	Bybit	8,377	3,132	-2.5	7.5	Kraken	8.1	1,576

20 Day Volume - Top 100 Tokens, \$b		Top Volume, 1d, \$m		Top Volume, %20d Avg		Low Volume, %20d Avg	
		USDT	78,300	MANA	281%	MKR	6.89%
		BTC	64,906	ATOM	256%	HBTC	7%
		ETH	22,929	PAX	227%	XEM	39%
		BCH	5,253	ONE	226%	DCR	40%
		BUSD	5,172	LINK	215%	SAFEMOON	43%

## Traditional Finance

Global Equity Markets							SPX vs. BTC, Last 12 Months	
	SPX	N100	FTSE	DAX	NIKKEI	HSI		
1D	0%	0%	0%	0%	0%	2%		
7D	-1%	0%	1%	0%	-3%	0%		
90D	8%	6%	4%	2%	0%	0%		
365D	23%	22%	9%	2%	1%	43%		

10-Year Treasury Yields							Commodities & FX					
	US	Brazil	UK	Ger	Japan	HK	Last	WTI	Gas	Gold	EUR/USD	USD/JPY
Last	1.73%	10.94%	1.15%	-0.06%	0.14%	1.62%	Last	80	3.9	1,790	1.13	115.9
1d Chg	-0.001	0	-0.0025	+0.0050	+0.015	-0.024	1d % Chg	+0.	+1.18%	+0.02%	+0.08%	+0.02%

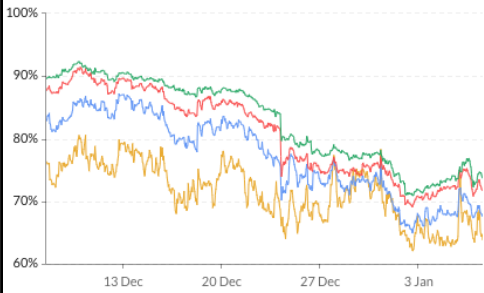
## Crypto News

- [Bitcoin Stabilizes After Sell-Off, Resistance Near \\$45K-\\$50K - CoinDesk](#)
- [Bitcoin Slips To 3-Month Low, Analysts Divided on Impact of Fed's Tightening - CoinDesk](#)
- [Bitcoin may pass \\$30K September lows, trader warns - Cointelegraph](#)
- [Ether Sees Higher Liquidations Than Bitcoin After Falling Under \\$3.2K - CoinDesk](#)
- [Kazakhstan's deadly protests hit bitcoin, as the world's second-biggest mining hub shuts down - CNBC](#)
- [NYDFS Hires New Deputy Superintendent of Virtual Currency - CoinDesk](#)
- [GameStop shares soar after reports it will enter NFT, crypto markets - CNBC Television](#)
- [UK air traffic tech firm uses Hedera Hashgraph to track drones - Cointelegraph](#)
- [Samsung launches metaverse store in Decentraland - Cointelegraph](#)
- [Solana network faces degraded performance for the second time this week - Cointelegraph](#)
- [Vitalik proposes new 'multidimensional' Ethereum fee structure - Cointelegraph](#)
- [SEC files complaint against operator of 'unregistered' \\$33M Crowd Machine ICO - Cointelegraph](#)
- [\\$139M Terra proposal to 'bring awesome UST use-cases' to DeFi projects - Cointelegraph](#)
- [Argo Blockchain Monthly Revenue Drops Even as It Mined More Bitcoins - CoinDesk](#)
- [SEC Charges Founder of Crypto Startup Crowd Machine With Fraud - CoinDesk](#)
- [Polygon Under Accidental Attack From Swarm of Sunflower Farmers - CoinDesk](#)
- [Arab Bank Switzerland Is Quietly Getting Into DeFi - CoinDesk](#)



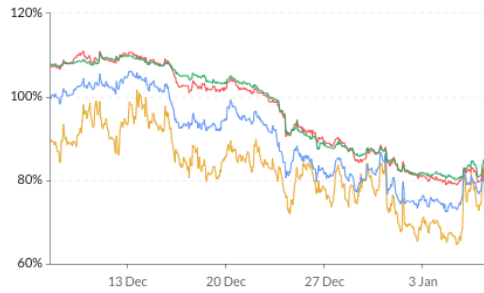
## Crypto Options

### BTC ATM Implied Vol, 1m



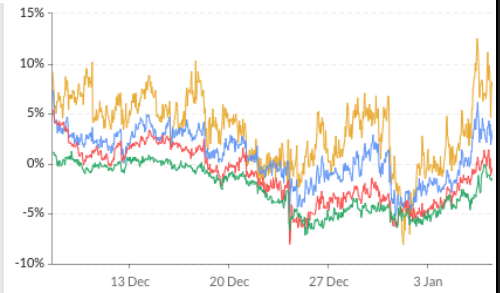
1wk ATM Vol Min: 62.0%, Max: 80.6%, Avg: 71.5%, Last: 63.8%  
 1mth ATM Vol Min: 64.9%, Max: 87.2%, Avg: 77.2%, Last: 67.9%  
 3mth ATM Vol Min: 69.1%, Max: 91.4%, Avg: 80.6%, Last: 71.7%  
 6mth ATM Vol Min: 70.9%, Max: 92.4%, Avg: 82.7%, Last: 73.7%

### ETH ATM Implied Vol, 1m



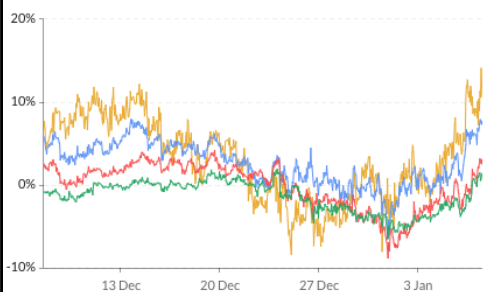
1wk ATM Vol Min: 65%, Max: 102%, Avg: 82%, Last: 75%  
 1mth ATM Vol Min: 72%, Max: 106%, Avg: 90%, Last: 79%  
 3mth ATM Vol Min: 79%, Max: 111%, Avg: 96%, Last: 82%  
 6mth ATM Vol Min: 80%, Max: 111%, Avg: 96%, Last: 84%

### BTC 25d Skew, 1m



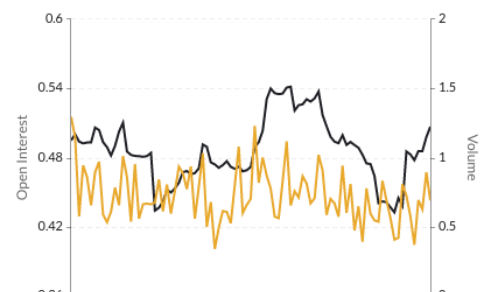
1wk 25d skew Min: -8%, Max: 13%, Avg: 3%, Last: 8%  
 1mth 25d skew Min: -6%, Max: 7%, Avg: 1%, Last: 3%  
 3mth 25d skew Min: -8%, Max: 5%, Avg: -1%, Last: 0%  
 6mth 25d skew Min: -7%, Max: 1%, Avg: -3%, Last: -1%

### ETH 25d Skew, 1m



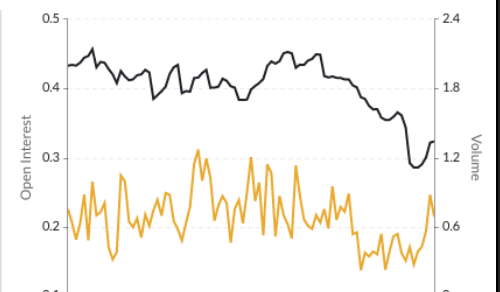
1wk 25d skew Min: -8%, Max: 14%, Avg: 3%, Last: 11%  
 1mth 25d skew Min: -7%, Max: 8%, Avg: 3%, Last: 7%  
 3mth 25d skew Min: -9%, Max: 4%, Avg: 0%, Last: 2%  
 6mth 25d skew Min: -6%, Max: 2%, Avg: -1%, Last: 1%

### BTC Put/Call Ratios, 3m



Open Interest Min: 0.43, Max: 0.54, Avg: 0.49, Last: 0.51  
 Volume Min: 0.34, Max: 1.30, Avg: 0.73, Last: 0.69

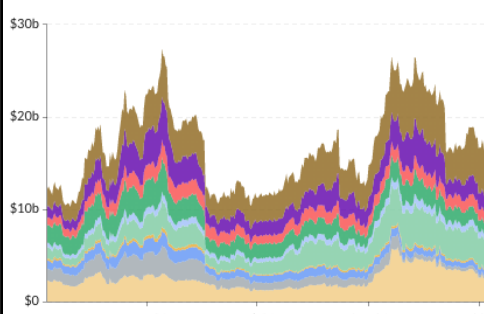
### ETH Put/Call Ratios, 3m



Open Interest Min: 0.29, Max: 0.46, Avg: 0.40, Last: 0.32  
 Volume Min: 0.22, Max: 1.27, Avg: 0.68, Last: 0.69

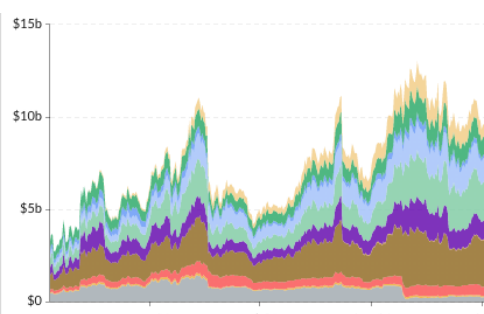
## Crypto Futures

### BTC Aggregate Open Interest, 1y



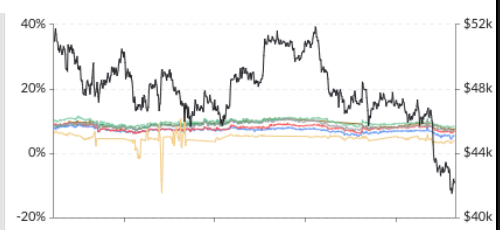
CME, Huobi, BitMEX, Kraken, FTX, OKEx, Deribit, Bybit, CoinFlex, Binance, Bitfinex

### ETH Aggregate Open Interest, 1y



Huobi, Kraken, Deribit, Binance, CoinFlex, Bybit, Bitfinex, BitMEX, OKEx, CME

### BTC Annlzd Rolling 3m Basis, 1m



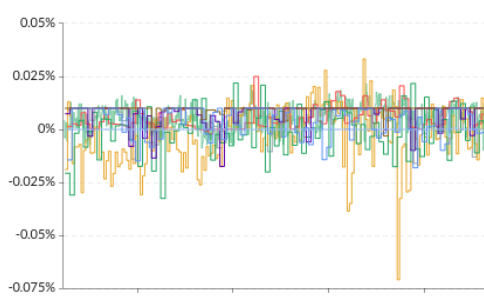
Binance Min: 7.08%, Max: 10.95%, Avg: 8.89%, Last: 7.58%  
 OKEx Min: 7.03%, Max: 11.07%, Avg: 8.99%, Last: 10.50%  
 BitMEX Min: 4.28%, Max: 8.82%, Avg: 7.13%, Last: 5.44%  
 FTX Min: 7.87%, Max: 11.62%, Avg: 9.66%, Last: 8.39%  
 Deribit Min: 6.08%, Max: 9.65%, Avg: 7.82%, Last: 6.75%  
 Huobi Min: 6.68%, Max: 10.90%, Avg: 8.69%, Last: 7.05%  
 CME Min: -12.41%, Max: 15.68%, Avg: 4.75%, Last: 3.86%  
 BTC Spot Index Min: \$41.51k, Max: \$51.87k, Avg: \$48.01k, Last: \$42.23k

### ETH Annlzd Rolling 3m Basis, 1m



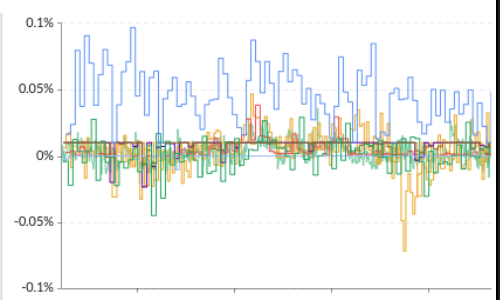
Binance Min: 7.58%, Max: 11.73%, Avg: 9.50%, Last: 7.93%  
 OKEx Min: 8.18%, Max: 11.50%, Avg: 9.97%, Last: 11.10%  
 Deribit Min: 5.52%, Max: 10.48%, Avg: 8.00%, Last: 6.06%  
 Huobi Min: 6.67%, Max: 10.90%, Avg: 8.96%, Last: 7.68%  
 FTX Min: 7.92%, Max: 13.92%, Avg: 10.09%, Last: 8.64%  
 BitMEX Min: 7.85%, Max: 11.35%, Avg: 9.78%, Last: 10.74%  
 CME Min: -24.89%, Max: 17.28%, Avg: 5.82%, Last: 4.26%  
 ETH Spot Index Min: \$3.17k, Max: \$4.44k, Avg: \$3.92k, Last: \$3.22k

### BTC Perp Swaps Funding, 1m



Huobi Avg: 0.0065%, BitMEX Avg: 0.0035%, FTX Avg: 0.0053%  
 Kraken Avg: -0.0034%, Deribit Avg: 0.0053%, OKEx Avg: -0.0012%  
 Bybit Avg: 0.0074%, Binance Avg: 0.0095%, Bitfinex Avg: 0.0000%

### ETH Perp Swaps Funding, 1m



FTX Avg: 0.0033%, Huobi Avg: 0.0050%, BitMEX Avg: 0.0456%  
 Kraken Avg: 0.0043%, Deribit Avg: 0.0040%, Bybit Avg: 0.0082%  
 Binance Avg: 0.0083%, Bitfinex Avg: -0.0003%, OKEx Avg: -0.0001%



# Market Update – January 7, 2022

## About GSR

GSR is a global leader in digital asset trading, market making, OTC derivatives, and investments. We operate in a culture of excellence and leverage our first-rate reputation, deep relationships and proprietary trading technology to move swiftly and capitalize on market opportunities.

GSR's experienced team brings together decades of institutional trading expertise, while our industry-leading proprietary technology stack anchors everything we do.

Our main service areas are: market making; proprietary and algorithmic trading; client execution; structured products; risk management solutions; and portfolio investments.

For more information or if we can help with anything, please see [gsr.io](https://gsr.io) or contact us at [gsr@gsr.io](mailto:gsr@gsr.io).

## Required Disclosures

This material is a product of the GSR Sales and Trading Department. It is not a product of a Research Department, not a research report, and not subject to all of the independence and disclosure standards applicable to research reports prepared pursuant to FINRA or CFTC research rules. This material is not independent of the Firm's proprietary interests, which may conflict with your interests. The Firm trades instruments discussed in this material for its own account. The author may have consulted with the Firm's traders and other personnel, who may have already traded based on the views expressed in this material, may trade contrary to the views expressed in this material, and may have positions in other instruments discussed herein. This material is intended only for institutional investors. Solely for purposes of the CFTC's rules and to the extent this material discusses derivatives, this material is a solicitation for entering into a derivatives transaction and should not be considered to be a derivatives research report.

This material is provided solely for informational purposes, is intended for your use only and does not constitute an offer or commitment, a solicitation of an offer or comment (except as noted for CFTC purposes), or any advice or recommendation, to enter into or conclude any transaction (whether on the indicative terms shown or otherwise), or to provide investment services in any state or country where such an offer or solicitation or provision would be illegal.

Information is based on sources considered to be reliable, but not guaranteed to be accurate or complete. Any opinions or estimates expressed herein reflect a judgment made as of the date of publication, and are subject to change without notice. Trading and investing in digital assets involves significant risks including price volatility and illiquidity and may not be suitable for all investors. GSR will not be liable whatsoever for any direct or consequential loss arising from the use of this Information. Copyright of this Information belongs to GSR. Neither this Information nor any copy thereof may be taken or rented or redistributed, directly or indirectly, without prior written permission of GSR. Not a solicitation to U.S. Entities or individuals for securities in any form. If you are such an entity, you must close this page.

## Sources

CoinGecko	Santiment	DefiPulse	WoldCoinIndex.com	Yahoo
CoinMarketCap	Skew	TradingView	Investing.com	Google
		DefiLlama		