

Crypto Leaderboard

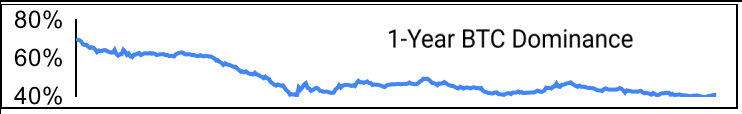
Rank	Name	Ticker	Price	1h	24h	7d	24h Vol \$m	MC \$m	1-Year Chart
1	Bitcoin	BTC	\$41,897	0%	3%	-10%	28,229	793,317	
2	Ethereum	ETH	\$3,131	0%	3%	-17%	19,211	372,936	
3	Tether	USDT	\$1	0%	1%	0%	71,688	78,347	
4	Binance	BNB	\$451.48	0%	6%	-12%	1,739	75,950	
5	USD//Coin	USDC	\$1	0%	0%	0%	4,187	43,944	
6	Solana	SOL	\$137.02	0%	1%	-20%	1,767	42,706	
7	Cardano	ADA	\$1.16	0%	3%	-13%	1,301	37,072	
8	Ripple	XRP	\$0.75	0%	2%	-11%	2,896	35,470	
9	Polkadot	DOT	\$24.46	1%	4%	-19%	1,415	26,255	
10	Terra	LUNA	\$72.35	0%	6%	-19%	2,659	25,832	

Top & Bottom Performers - Top 100 Tokens

24h		7 Days		30 Days		90 Days		365 Days	
ROSE	21%	ICP	19%	PRIV	65%	MANA	265%	KICK	172,600%
NEAR	18%	LINK	14%	NEAR	56%	CRO	139%	DREP	48,913%
EGLD	11%	OSMO	14%	ATOM	51%	NEAR	128%	SHIB	30,189%
MATIC	10%	FXS	7%	ONE	49%	LUNA	97%	AXS	13,890%
CVX	-2%	GALA	-29%	DCR	-29%	DCR	-57%	KLAY	-55%
XRD	-2%	CRV	-32%	TRX	-30%	WAVES	-57%	SNX	-61%
CETH	-6%	SPELL	-37%	HOT	-33%	FLOW	-58%	CTC	-74%
OHM	-23%	OHM	-43%	AXS	-33%	FIL	-58%	ICP	-93%

Category Performance

Category	1d	7d	30d	90d	365d	Ecosystem	1d	7d	30d	90d	365d
CEXs	1%	-9%	-10%	40%	680%	Avalanche	1%	-8%	-1%	-44%	257%
Privacy	2%	-10%	-15%	-26%	41%	Polygon	1%	-13%	-8%	6%	977%
Meme	5%	-12%	-17%	-20%	15,929%	BSC	2%	-14%	-18%	-36%	215%
Smart Contract	2%	-13%	-4%	-19%	1,533%	xDAI	0%	-14%	-2%	-35%	474%
IoT	1%	-15%	-15%	-33%	138%	Solana	1%	-14%	-14%	-1%	1,005%
Defi	2%	-15%	0%	-14%	856%	Polkadot	1%	-16%	-16%	-4%	278%
Dist. Computing	1%	-15%	-14%	-19%	620%	Cosmos	2%	-16%	3%	18%	3,220%
DAOs	2%	-16%	-4%	-26%	96%	Terra	2%	-19%	-12%	29%	617%
NFTs	2%	-16%	-18%	17%	2,776%						
Gaming	2%	-18%	-25%	88%	5,994%						
DEX / B&L	3%	-18%	-3%	-23%	441%						



Defi

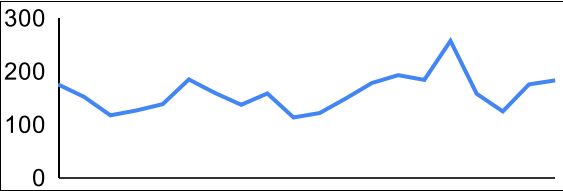
Total Value Locked, LTM, \$b

Top TVL By Protocol, \$b

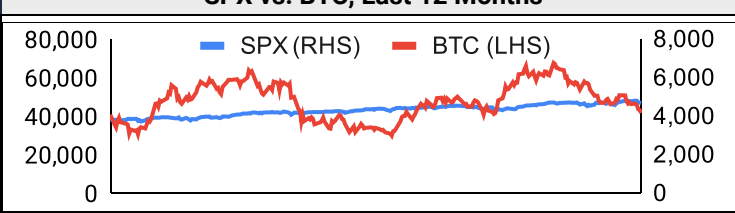
DefiPulse Index, LTM

Trading Volume

Aggregate Volumes by Product, \$b					Top Derivatives Exchanges, \$m and bps				Top Spot Exchanges, \$m			
	1d	7d	30d	O/I	Exchange	1d Vol	O/I	Mkr	Tkr	Exchange	Score	1d Vol
Spot	64	406	1,520	n/a	Binance	73,818	15,175	2.0	4.0	Binance	9.9	19,654
Perpetuals	555	2,500	4,460	0	OKEx	22,462	2,790	2.0	5.0	Coinbase	8.7	4,858
Futures	4	22	121	4	CoinTiger	12,138	6,918	0.0	0.0	FTX	8.4	3,002
Options	1	8	29	11	Bybit	9,674	3,062	-2.5	7.5	Kraken	8.1	1,366

20 Day Volume - Top 100 Tokens, \$b		Top Volume, 1d, \$m		Top Volume, %20d Avg		Low Volume, %20d Avg	
		USDT	71,718	DOGE	200%	PRIV	2.80%
		BTC	33,543	BTG	198%	MKR	4%
		ETH	19,477	PAX	189%	SAFEMOON	12%
		BCH	5,028	KLAY	188%	HBTC	17%
		BUSD	4,850	BNB	181%	OKB	32%

Traditional Finance

Global Equity Markets							SPX vs. BTC, Last 12 Months	
	SPX	N100	FTSE	DAX	NIKKEI	HSI		
1D	0%	1%	1%	1%	-1%	0%		
7D	-3%	-2%	0%	-2%	-4%	0%		
90D	7%	5%	5%	0%	-1%	0%		
365D	23%	21%	10%	3%	0%	67%		

10-Year Treasury Yields							Commodities & FX					
	US	Brazil	UK	Ger	Japan	HK	Last	WTI	Gas	Gold	EUR/USD	USD/JPY
Last	1.76%	11.09%	1.17%	-0.05%	0.15%	1.67%	Last	79	4.1	1,808	1.13	115.6
1d Chg	-0.021	+0.000	-0.0235	-0.01	+0.004	-0.024	1d % Chg	+1.	-0.56%	+0.49%	+0.10%	+0.32%

Crypto News

- [Bitcoin returns to \\$42K as bets start favoring 'short squeeze' higher for BTC - Cointelegraph](#)
- [Bitcoin Stabilizes Above \\$40K Support; Resistance Near \\$45K - CoinDesk](#)
- [Only 5% of JPMorgan's Clients See Bitcoin at \\$100000 by Yearend - Bloomberg](#)
- [China is pushing for broader use of its digital currency, but challenges remain - CNBC](#)
- [Spanish lawmaker sees opportunity amid Kazakhstan's Bitcoin mining collapse - Cointelegraph](#)
- [Binance taps former central bank exec to push compliance in CIS and Russia - Cointelegraph](#)
- [FTC issues public warning about new crypto ATM scam - Cointelegraph](#)
- [Axis Bank issues financial contract on state-backed blockchain platform - Cointelegraph](#)
- [Animoca Brands' Lympo NFT platform hacked for \\$18.7 million - Cointelegraph](#)
- [Associated Press to launch Polygon-based photography NFT platform - Cointelegraph](#)
- [OpenSea trading volume set for record month despite crypto market retreat - Cointelegraph](#)
- [Single inactive volcano has 90% chance of powering El Salvador's Bitcoin City, according to president - Cointelegraph](#)
- [Elrond Foundation Acquires Crypto Payments Firm Utrust - CoinDesk](#)
- [NYDIG-Owned Payments Startup Bottlepay Obtains FCA Registration - CoinDesk](#)
- [Government Report Suggests Tightening Regulations on Crypto ATMs - CoinDesk](#)
- [NBA Players Klay Thompson, Andre Iguodala To Get Paid In Bitcoin - Bitcoin Magazine](#)
- [Billionaire investor Bill Miller puts 50% of net worth in Bitcoin - Cointelegraph](#)



Market Update - January 11, 2022

Crypto Options

BTC ATM Implied Vol, 1m



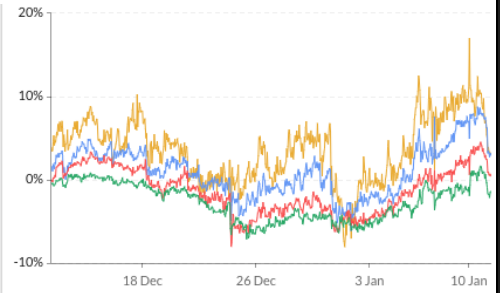
1wk ATM Vol Min: 58.7%, Max: 79.9%, Avg: 69.9%, Last: 69.1%
 1mth ATM Vol Min: 64.9%, Max: 87.2%, Avg: 75.1%, Last: 71.2%
 3mth ATM Vol Min: 69.1%, Max: 89.7%, Avg: 78.5%, Last: 74.4%
 6mth ATM Vol Min: 70.9%, Max: 90.9%, Avg: 80.5%, Last: 75.4%

ETH ATM Implied Vol, 1m



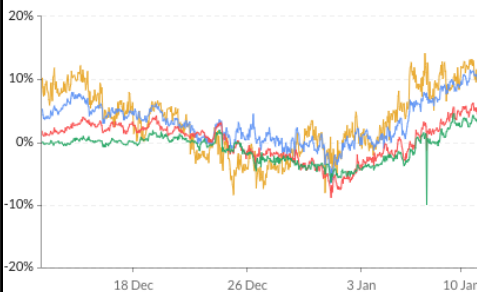
1wk ATM Vol Min: 65%, Max: 102%, Avg: 80%, Last: 78%
 1mth ATM Vol Min: 72%, Max: 106%, Avg: 87%, Last: 80%
 3mth ATM Vol Min: 79%, Max: 111%, Avg: 93%, Last: 83%
 6mth ATM Vol Min: 80%, Max: 110%, Avg: 93%, Last: 85%

BTC 25d Skew, 1m



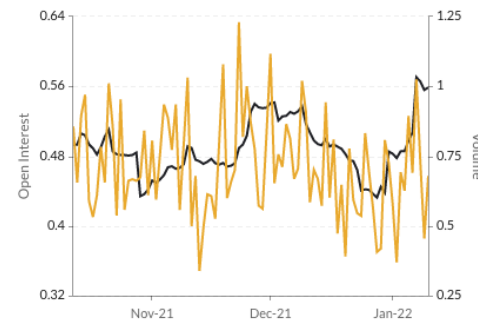
1wk 25d skew Min: -8%, Max: 17%, Avg: 4%, Last: 3%
 1mth 25d skew Min: -6%, Max: 9%, Avg: 1%, Last: 3%
 3mth 25d skew Min: -8%, Max: 5%, Avg: -1%, Last: 0%
 6mth 25d skew Min: -7%, Max: 2%, Avg: -3%, Last: -1%

ETH 25d Skew, 1m



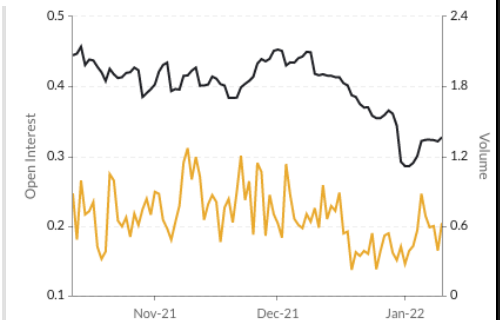
1wk 25d skew Min: -8%, Max: 14%, Avg: 3%, Last: 5%
 1mth 25d skew Min: -7%, Max: 12%, Avg: 3%, Last: 5%
 3mth 25d skew Min: -9%, Max: 6%, Avg: 0%, Last: 3%
 6mth 25d skew Min: -10%, Max: 5%, Avg: -1%, Last: 2%

BTC Put/Call Ratios, 3m



Open Interest Min: 0.43, Max: 0.57, Avg: 0.49, Last: 0.56
 Volume Min: 0.34, Max: 1.23, Avg: 0.72, Last: 0.68

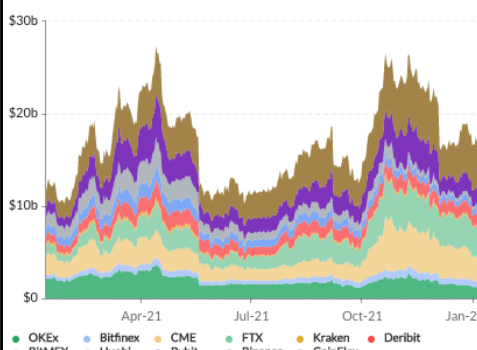
ETH Put/Call Ratios, 3m



Open Interest Min: 0.29, Max: 0.46, Avg: 0.40, Last: 0.33
 Volume Min: 0.22, Max: 1.27, Avg: 0.68, Last: 0.63

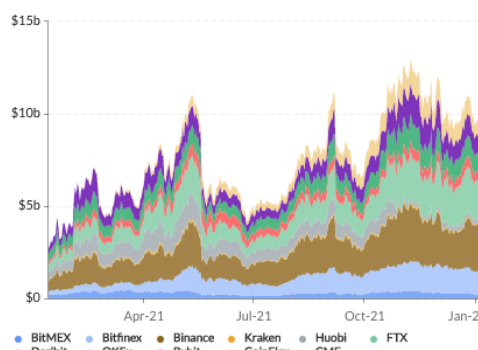
Crypto Futures

BTC Aggregate Open Interest, 1y



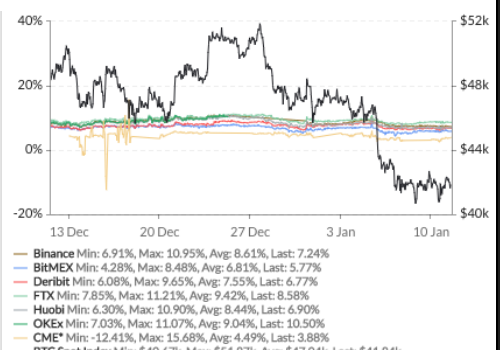
OKEx, Bitfinex, CME, FTX, Kraken, Deribit, BitMEX, Huobi, Bybit, Binance, CoinFlex

ETH Aggregate Open Interest, 1y



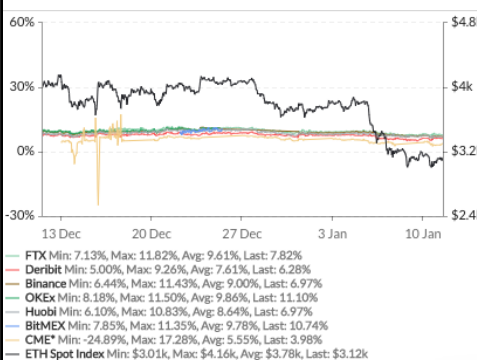
BitMEX, Bitfinex, Binance, Kraken, Huobi, FTX, Deribit, OKEx, Bybit, CoinFlex, CME

BTC Annlzd Rolling 3m Basis, 1m



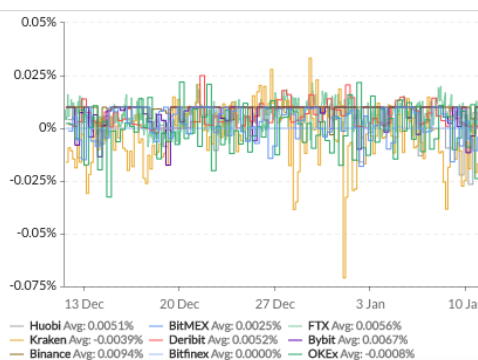
Binance Min: 6.91%, Max: 10.95%, Avg: 8.61%, Last: 7.24%
 BitMEX Min: 4.28%, Max: 8.48%, Avg: 6.81%, Last: 5.77%
 Deribit Min: 6.08%, Max: 9.65%, Avg: 7.55%, Last: 6.77%
 FTX Min: 7.85%, Max: 11.21%, Avg: 9.42%, Last: 8.58%
 Huobi Min: 6.30%, Max: 10.90%, Avg: 8.44%, Last: 6.90%
 OKEx Min: 7.03%, Max: 11.07%, Avg: 9.04%, Last: 10.50%
 CME* Min: -12.41%, Max: 15.68%, Avg: 4.49%, Last: 3.88%
 BTC Spot Index Min: \$40.67k, Max: \$51.87k, Avg: \$47.04k, Last: \$41.84k

ETH Annlzd Rolling 3m Basis, 1m



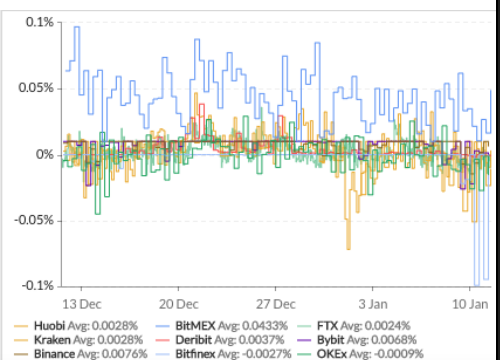
FTX Min: 7.13%, Max: 11.82%, Avg: 9.61%, Last: 7.82%
 Deribit Min: 5.00%, Max: 9.26%, Avg: 7.61%, Last: 6.28%
 Binance Min: 6.44%, Max: 11.43%, Avg: 9.00%, Last: 6.97%
 OKEx Min: 8.18%, Max: 11.50%, Avg: 9.86%, Last: 11.10%
 Huobi Min: 6.10%, Max: 10.83%, Avg: 8.64%, Last: 6.97%
 BitMEX Min: 7.85%, Max: 11.35%, Avg: 9.78%, Last: 10.74%
 CME* Min: -24.89%, Max: 17.28%, Avg: 5.55%, Last: 3.98%
 ETH Spot Index Min: \$3.01k, Max: \$4.16k, Avg: \$3.78k, Last: \$3.12k

BTC Perp Swaps Funding, 1m



Huobi Avg: 0.0051%, BitMEX Avg: 0.0025%, FTX Avg: 0.0056%
 Kraken Avg: -0.0039%, Deribit Avg: 0.0052%, Bybit Avg: 0.0067%
 Binance Avg: 0.0094%, Bitfinex Avg: 0.0000%, OKEx Avg: -0.0008%

ETH Perp Swaps Funding, 1m



Huobi Avg: 0.0028%, BitMEX Avg: 0.0433%, FTX Avg: 0.0024%
 Kraken Avg: 0.0028%, Deribit Avg: 0.0037%, Bybit Avg: 0.0068%
 Binance Avg: 0.0076%, Bitfinex Avg: -0.0027%, OKEx Avg: -0.0009%



Market Update – January 11, 2022

About GSR

GSR is a global leader in digital asset trading, market making, OTC derivatives, and investments. We operate in a culture of excellence and leverage our first-rate reputation, deep relationships and proprietary trading technology to move swiftly and capitalize on market opportunities.

GSR's experienced team brings together decades of institutional trading expertise, while our industry-leading proprietary technology stack anchors everything we do.

Our main service areas are: market making; proprietary and algorithmic trading; client execution; structured products; risk management solutions; and portfolio investments.

For more information or if we can help with anything, please see gsr.io or contact us at gsr@gsr.io.

Required Disclosures

This material is a product of the GSR Sales and Trading Department. It is not a product of a Research Department, not a research report, and not subject to all of the independence and disclosure standards applicable to research reports prepared pursuant to FINRA or CFTC research rules. This material is not independent of the Firm's proprietary interests, which may conflict with your interests. The Firm trades instruments discussed in this material for its own account. The author may have consulted with the Firm's traders and other personnel, who may have already traded based on the views expressed in this material, may trade contrary to the views expressed in this material, and may have positions in other instruments discussed herein. This material is intended only for institutional investors. Solely for purposes of the CFTC's rules and to the extent this material discusses derivatives, this material is a solicitation for entering into a derivatives transaction and should not be considered to be a derivatives research report.

This material is provided solely for informational purposes, is intended for your use only and does not constitute an offer or commitment, a solicitation of an offer or comment (except as noted for CFTC purposes), or any advice or recommendation, to enter into or conclude any transaction (whether on the indicative terms shown or otherwise), or to provide investment services in any state or country where such an offer or solicitation or provision would be illegal.

Information is based on sources considered to be reliable, but not guaranteed to be accurate or complete. Any opinions or estimates expressed herein reflect a judgment made as of the date of publication, and are subject to change without notice. Trading and investing in digital assets involves significant risks including price volatility and illiquidity and may not be suitable for all investors. GSR will not be liable whatsoever for any direct or consequential loss arising from the use of this Information. Copyright of this Information belongs to GSR. Neither this Information nor any copy thereof may be taken or rented or redistributed, directly or indirectly, without prior written permission of GSR. Not a solicitation to U.S. Entities or individuals for securities in any form. If you are such an entity, you must close this page.

Sources

CoinGecko	Santiment	DefiPulse	WoldCoinIndex.com	Yahoo
CoinMarketCap	Skew	TradingView	Investing.com	Google
		DefiLlama		