

Crypto Leaderboard

Rank	Name	Ticker	Price	1h	24h	7d	24h Vol \$m	MC \$m	1-Year Chart
1	Bitcoin	BTC	\$41,601	-1%	-3%	-1%	18,088	787,977	
2	Ethereum	ETH	\$3,144	-1%	-4%	2%	11,893	375,032	
3	Tether	USDT	\$1	0%	0%	0%	45,542	78,327	
4	Binance	BNB	\$463.58	-1%	-3%	9%	1,697	77,972	
5	Cardano	ADA	\$1	0%	-3%	31%	4,521	47,570	
6	USD//Coin	USDC	\$1.00	0%	-1%	-1%	2,403	45,384	
7	Solana	SOL	\$136.20	-1%	-5%	0%	1,283	42,789	
8	Ripple	XRP	\$0.74	0%	-3%	0%	2,120	35,415	
9	Terra	LUNA	\$74.94	-1%	-8%	8%	1,894	26,829	
10	Polkadot	DOT	\$24.64	-1%	-7%	4%	1,139	26,483	

Top & Bottom Performers - Top 100 Tokens

24h		7 Days		30 Days		90 Days		365 Days	
MINA	4%	SCRT	64%	PRIV	111%	MANA	249%	KICK	152,589%
ETC	2%	OMI	37%	NEAR	97%	CRO	134%	DREP	47,656%
SCRT	2%	ADA	31%	ATOM	71%	NEAR	103%	SHIB	30,950%
UNI	0%	ROSE	30%	CCXX	66%	PRIV	89%	AXS	10,688%
AXS	-11%	DASH	-13%	OKB	-23%	FLOW	-51%	KLAY	-53%
ROSE	-11%	ICP	-16%	SOL	-24%	TEL	-52%	SNX	-68%
FTM	-13%	LINK	-18%	DCR	-24%	WAVES	-55%	CTC	-74%
POKT	-18%	LRC	-24%	EGLD	-26%	FIL	-58%	ICP	-94%

Category Performance

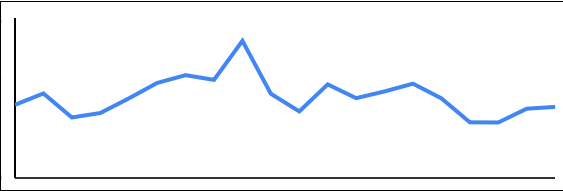
Category	1d	7d	30d	90d	365d	Ecosystem	1d	7d	30d	90d	365d
Meme	-3%	4%	-6%	-20%	16,322%	BSC	-3%	0%	-8%	-48%	162%
CEXs	-2%	3%	-3%	23%	640%	Polygon	-3%	-1%	-1%	-1%	726%
DAOs	-2%	-1%	0%	-29%	22%	Polkadot	-2%	-2%	-7%	-39%	147%
NFTs	-3%	-1%	-7%	18%	2,155%	Avalanche	0%	-2%	-10%	-40%	355%
Privacy	-4%	-1%	-12%	-34%	24%	Cosmos	-2%	-3%	8%	-5%	894%
Gaming	-3%	-1%	-13%	77%	4,613%	Terra	-2%	-5%	-24%	-18%	153%
Smart Contract	-2%	-1%	1%	-22%	1,343%	Solana	-3%	-6%	-10%	-1%	3,104%
DEX / B&L	-2%	-2%	0%	-26%	222%	xDAI	-3%	-8%	-4%	22%	287%
Defi	-2%	-3%	-1%	-21%	708%						
IoT	-3%	-4%	-8%	-34%	89%						
Dist. Computing	571%	-5%	-6%	-27%	516%						

Defi

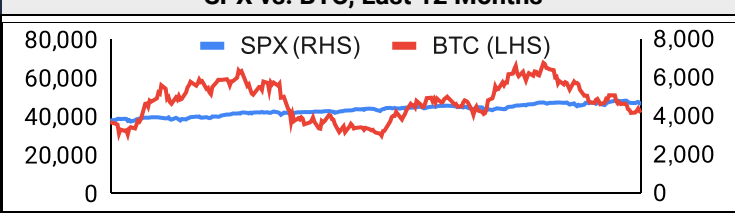
Total Value Locked, LTM, \$b	Top TVL By Protocol, \$b	DefiPulse Index, LTM

Trading Volume

Aggregate Volumes by Product, \$b					Top Derivatives Exchanges, \$m and bps				Top Spot Exchanges, \$m			
	1d	7d	30d	O/I	Exchange	1d Vol	O/I	Mkr	Tkr	Exchange	Score	1d Vol
Spot	45	345	1,480	n/a	Binance	47,934	12,154	2.0	4.0	Binance	9.9	14,048
Perpetuals	389	2,610	6,470	0	OKX	14,356	2,893	2.0	5.0	Coinbase	8.6	3,034
Futures	2	17	100	4	CoinTiger	9,200	-	0.0	0.0	FTX	8.4	1,559
Options	1	7	29	11	Bitget	7,384	916	2.0	6.0	Kraken	8.2	967

20 Day Volume - Top 100 Tokens, \$b		Top Volume, 1d, \$m		Top Volume, %20d Avg		Low Volume, %20d Avg	
		USDT	53,453	ADA	287%	PRIV	0.00%
		BTC	23,083	LTC	162%	CCXX	0%
		ETH	12,599	FLOW	133%	MKR	3%
		ADA	5,095	ETC	128%	SAFEMOON	4%
		BCH	4,891	UST	128%	BTT	6%

Traditional Finance

Global Equity Markets							SPX vs. BTC, Last 12 Months	
	SPX	N100	FTSE	DAX	NIKKEI	HSI		
1D	0%	-1%	-1%	-1%	0%	0%		
7D	-1%	-1%	1%	0%	-2%	0%		
90D	3%	2%	5%	0%	-2%	0%		
365D	23%	20%	13%	5%	-1%	43%		

10-Year Treasury Yields							Commodities & FX					
	US	Brazil	UK	Ger	Japan	HK	Last	WTI	Gas	Gold	EUR/USD	USD/JPY
Last	1.81%	11.01%	1.19%	-0.03%	0.14%	1.66%	Last	85	4.3	1,812	1.14	114.7
1d Chg	+0.039	0	+0.0020	-0.0055	-0.008	-0.025	1d % Chg	+1.	+0.80%	-0.26%	-0.30%	+0.07%

Crypto News

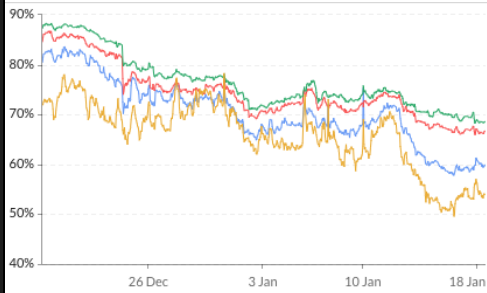
- [Bitcoin hodlers 'under siege' at \\$42K as 30% of BTC supply flips from profit to loss - Cointelegraph](#)
- [Case for Bitcoin Bottom Near \\$40K Is Weak as Institutions Stay Away - CoinDesk](#)
- [Malaysia's Central Bank Studies Need for a Digital Currency - Bloomberg](#)
- [Crypto.com expands venture arm to \\$500 million to back early-stage web3 startups - TechCrunch](#)
- [Indian Prime Minister Calls for Global Cooperation on Cryptocurrency - CoinDesk](#)
- [NFT-focused Animoca Brands valued at \\$5B following \\$358M raise - Cointelegraph](#)
- [UK Treasury wants to remove blockchain reference from crypto definition - Cointelegraph](#)
- [Multichain asks users to revoke approvals amid 'critical vulnerability' - Cointelegraph](#)
- [Bitcoin miner Rhodium set for IPO, valued at \\$1.7 billion - Cointelegraph](#)
- [Korean Bithumb exchange to launch NFT marketplace - Cointelegraph](#)
- [Ethereum's EIP-1559 upgrade launches on Polygon to burn MATIC - Cointelegraph](#)
- [Binance eyes Thailand for latest crypto exchange expansion - Cointelegraph](#)
- [BIS Chief: Central Banks Are Best Sources of Trust in Money in a Digital Age - CoinDesk](#)
- [Binance Destroys 1.6M BNB Tokens in First-Ever Auto Burn - CoinDesk](#)
- [Paradigm Leads \\$110M Investment in Bahrain's First Licensed Crypto Brokerage - CoinDesk](#)
- [Crypto.com's Stolen Ether Being Laundered Via Tornado Cash - CoinDesk](#)
- [Pakistan's Crime Agency to Ask Telecom Authority to Block Crypto Websites: Report - CoinDesk](#)



Market Update - January 18, 2022

Crypto Options

BTC ATM Implied Vol, 1m



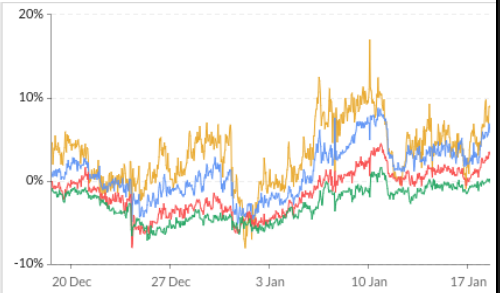
1mth ATM Vol Min: 57.8%, Max: 83.6%, Avg: 70.4%, Last: 59.8%
 3mth ATM Vol Min: 66.0%, Max: 86.7%, Avg: 74.4%, Last: 66.7%
 5mth ATM Vol Min: 68.3%, Max: 88.4%, Avg: 76.4%, Last: 68.6%
 6mth ATM Vol Min: 49.6%, Max: 78.3%, Avg: 65.8%, Last: 53.9%

ETH ATM Implied Vol, 1m



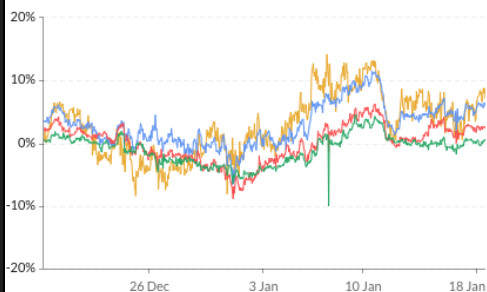
1mth ATM Vol Min: 56%, Max: 90%, Avg: 74%, Last: 63%
 3mth ATM Vol Min: 65%, Max: 99%, Avg: 80%, Last: 68%
 5mth ATM Vol Min: 75%, Max: 104%, Avg: 86%, Last: 77%
 6mth ATM Vol Min: 79%, Max: 105%, Avg: 87%, Last: 81%

BTC 25d Skew, 1m



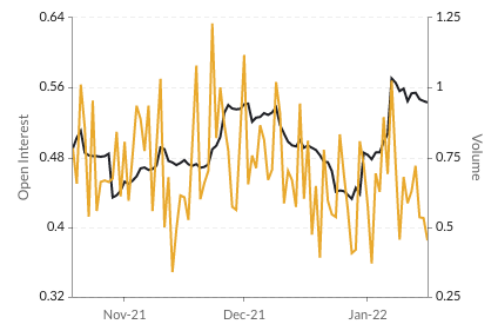
1wk 25d skew Min: -8%, Max: 17%, Avg: 3%, Last: 9%
 1mth 25d skew Min: -8%, Max: 9%, Avg: 1%, Last: 6%
 3mth 25d skew Min: -8%, Max: 5%, Avg: -1%, Last: 3%
 6mth 25d skew Min: -7%, Max: 2%, Avg: -3%, Last: 0%

ETH 25d Skew, 1m



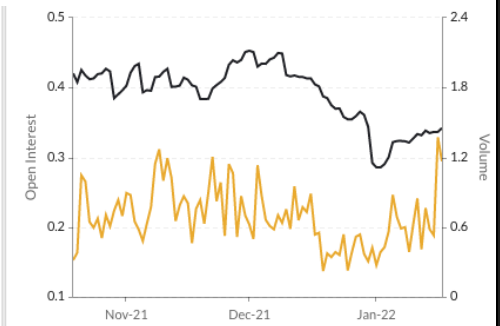
1wk 25d skew Min: -8%, Max: 14%, Avg: 3%, Last: 7%
 1mth 25d skew Min: -7%, Max: 12%, Avg: 3%, Last: 6%
 3mth 25d skew Min: -9%, Max: 6%, Avg: 0%, Last: 3%
 6mth 25d skew Min: -10%, Max: 5%, Avg: -1%, Last: 1%

BTC Put/Call Ratios, 3m



Open Interest Min: 0.43, Max: 0.57, Avg: 0.49, Last: 0.54
 Volume Min: 0.34, Max: 1.23, Avg: 0.71, Last: 0.45

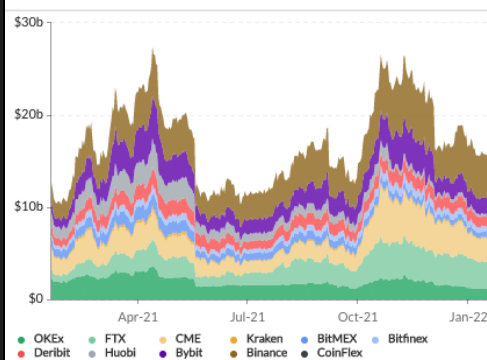
ETH Put/Call Ratios, 3m



Open Interest Min: 0.29, Max: 0.45, Avg: 0.39, Last: 0.34
 Volume Min: 0.22, Max: 1.37, Avg: 0.69, Last: 1.17

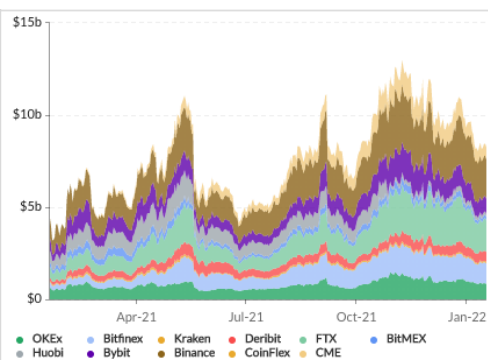
Crypto Futures

BTC Aggregate Open Interest, 1y



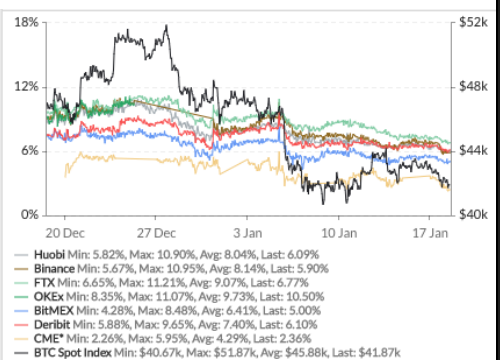
OKEx, FTX, CME, Kraken, BitMEX, Bitfinex, Deribit, Huobi, Bybit, Binance, CoinFlex

ETH Aggregate Open Interest, 1y



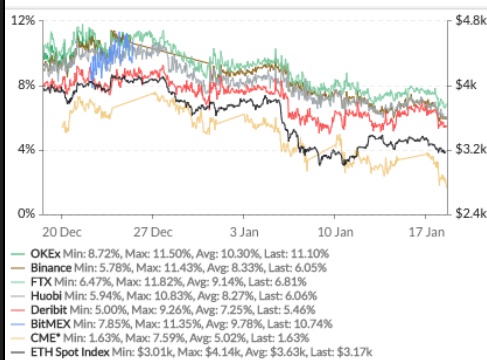
OKEx, Bitfinex, Kraken, Deribit, FTX, BitMEX, Huobi, Bybit, Binance, CoinFlex, CME

BTC Annlzd Rolling 3m Basis, 1m



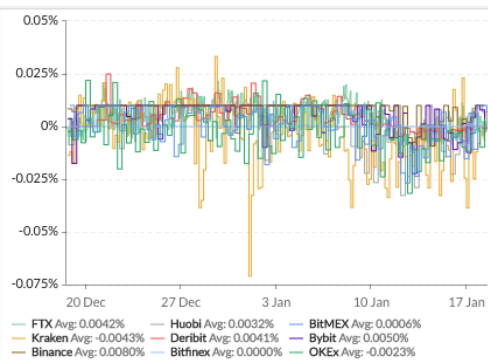
Huobi Min: 5.82%, Max: 10.90%, Avg: 8.04%, Last: 6.09%
 Binance Min: 5.67%, Max: 10.95%, Avg: 8.14%, Last: 5.90%
 FTX Min: 6.65%, Max: 11.21%, Avg: 9.07%, Last: 6.77%
 OKEx Min: 8.35%, Max: 11.07%, Avg: 9.73%, Last: 10.50%
 BitMEX Min: 4.28%, Max: 8.48%, Avg: 6.41%, Last: 5.00%
 Deribit Min: 5.88%, Max: 9.65%, Avg: 7.40%, Last: 6.10%
 CME* Min: 2.26%, Max: 5.95%, Avg: 4.29%, Last: 2.36%
 BTC Spot Index Min: \$40.67k, Max: \$51.87k, Avg: \$45.88k, Last: \$41.87k

ETH Annlzd Rolling 3m Basis, 1m



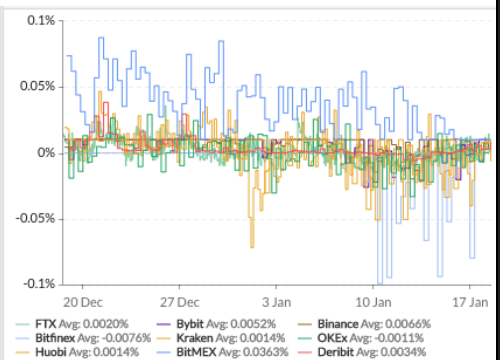
OKEx Min: 8.72%, Max: 11.50%, Avg: 10.30%, Last: 11.10%
 Binance Min: 5.78%, Max: 11.43%, Avg: 8.33%, Last: 6.05%
 FTX Min: 6.47%, Max: 11.82%, Avg: 9.14%, Last: 6.81%
 Huobi Min: 5.94%, Max: 10.83%, Avg: 8.27%, Last: 6.06%
 Deribit Min: 5.00%, Max: 9.26%, Avg: 7.25%, Last: 5.46%
 BitMEX Min: 7.85%, Max: 11.35%, Avg: 9.78%, Last: 10.74%
 CME* Min: 1.63%, Max: 7.59%, Avg: 5.02%, Last: 1.63%
 ETH Spot Index Min: \$3.01k, Max: \$4.14k, Avg: \$3.63k, Last: \$3.17k

BTC Perp Swaps Funding, 1m



FTX Avg: 0.0042% Huobi Avg: 0.0032% BitMEX Avg: 0.0006%
 Kraken Avg: -0.0043% Deribit Avg: 0.0041% Bybit Avg: 0.0050%
 Binance Avg: 0.0008% Bitfinex Avg: 0.0000% OKEx Avg: -0.0023%

ETH Perp Swaps Funding, 1m



FTX Avg: 0.0020% Bybit Avg: 0.0052% Binance Avg: 0.0066%
 Bitfinex Avg: -0.0076% Kraken Avg: 0.0014% OKEx Avg: -0.0011%
 Huobi Avg: 0.0014% BitMEX Avg: 0.0036% Deribit Avg: 0.0034%



Market Update – January 18, 2022

About GSR

GSR is a global leader in digital asset trading, market making, OTC derivatives, and investments. We operate in a culture of excellence and leverage our first-rate reputation, deep relationships and proprietary trading technology to move swiftly and capitalize on market opportunities.

GSR's experienced team brings together decades of institutional trading expertise, while our industry-leading proprietary technology stack anchors everything we do.

Our main service areas are: market making; proprietary and algorithmic trading; client execution; structured products; risk management solutions; and portfolio investments.

For more information or if we can help with anything, please see gsr.io or contact us at gsr@gsr.io.

Required Disclosures

This material is a product of the GSR Sales and Trading Department. It is not a product of a Research Department, not a research report, and not subject to all of the independence and disclosure standards applicable to research reports prepared pursuant to FINRA or CFTC research rules. This material is not independent of the Firm's proprietary interests, which may conflict with your interests. The Firm trades instruments discussed in this material for its own account. The author may have consulted with the Firm's traders and other personnel, who may have already traded based on the views expressed in this material, may trade contrary to the views expressed in this material, and may have positions in other instruments discussed herein. This material is intended only for institutional investors. Solely for purposes of the CFTC's rules and to the extent this material discusses derivatives, this material is a solicitation for entering into a derivatives transaction and should not be considered to be a derivatives research report.

This material is provided solely for informational purposes, is intended for your use only and does not constitute an offer or commitment, a solicitation of an offer or comment (except as noted for CFTC purposes), or any advice or recommendation, to enter into or conclude any transaction (whether on the indicative terms shown or otherwise), or to provide investment services in any state or country where such an offer or solicitation or provision would be illegal.

Information is based on sources considered to be reliable, but not guaranteed to be accurate or complete. Any opinions or estimates expressed herein reflect a judgment made as of the date of publication, and are subject to change without notice. Trading and investing in digital assets involves significant risks including price volatility and illiquidity and may not be suitable for all investors. GSR will not be liable whatsoever for any direct or consequential loss arising from the use of this Information. Copyright of this Information belongs to GSR. Neither this Information nor any copy thereof may be taken or rented or redistributed, directly or indirectly, without prior written permission of GSR. Not a solicitation to U.S. Entities or individuals for securities in any form. If you are such an entity, you must close this page.

Sources

CoinGecko	Santiment	DefiPulse	WoldCoinIndex.com	Yahoo
CoinMarketCap	Skew	TradingView	Investing.com	Google
		DefiLlama		