

Crypto Leaderboard

Rank	Name	Ticker	Price	1h	24h	7d	24h Vol \$m	MC \$m	1-Year Chart
1	Bitcoin	BTC	\$38,458	2%	4%	-9%	47,681	728,485	
2	Ethereum	ETH	\$2,645	3%	8%	-17%	17,221	315,849	
3	Tether	USDT	\$1.00	0%	0%	0%	52,323	78,493	
4	Binance	BNB	\$397	2%	6%	-16%	1,776	66,783	
5	USD//Coin	USDC	\$1.00	0%	0%	0%	3,664	48,763	
6	Cardano	ADA	1.12	3%	8%	-24%	1,617	35,985	
7	Solana	SOL	\$101	4%	9%	-28%	2,578	31,949	
8	Ripple	XRP	0.64	3%	6%	-15%	2,893	30,582	
9	Terra	LUNA	\$66	4%	2%	-18%	2,317	26,486	
10	Polkadot	DOT	\$19	4%	6%	-23%	1,196	20,901	

Top & Bottom Performers - Top 100 Tokens

24h		7 Days		30 Days		90 Days		365 Days	
WAVES	34%	MIM	1%	PRIV	97%	MANA	145%	KICK	130,597%
LRC	24%	BUSD	1%	CCXX	77%	CRO	107%	DREP	52,439%
GALA	19%	TUSD	1%	SAFEMOON	20%	PRIV	89%	SHIB	24,557%
SCRT	18%	DAI	0%	ATOM	17%	LUNA	51%	AXS	5,620%
ATOM	-2%	THETA	-34%	AXS	-49%	SAFEMOON	-64%	XEM	-59%
XRD	-3%	ONE	-36%	THETA	-50%	RUNE	-67%	SNX	-72%
MKR	-4%	STX	-38%	SUSHI	-50%	FIL	-67%	CTC	-82%
POKT	-8%	POKT	-42%	FIL	-51%	SHIB	-68%	ICP	-96%

Category Performance

Category	1d	7d	30d	90d	365d	Ecosystem	1d	7d	30d	90d	365d
CEXs	3%	-11%	-18%	7%	579%	Avalanche	2%	-7%	-19%	-56%	72%
Meme	5%	-13%	-31%	-59%	13,138%	Cosmos	3%	-18%	-31%	-27%	380%
Dist. Computing	6%	-18%	-34%	-41%	408%	Solana	9%	-19%	-39%	-51%	81%
IoT	6%	-19%	-40%	-47%	61%	Polygon	5%	-19%	-35%	-53%	219%
Smart Contract	6%	-19%	-33%	-40%	682%	Polkadot	5%	-20%	-39%	-25%	516%
DEX / B&L	5%	-20%	-39%	-51%	73%	BSC	4%	-22%	-37%	-44%	79%
Defi	5%	-20%	-37%	-41%	344%	xDAI	5%	-22%	-40%	-18%	1,609%
DAOs	5%	-20%	-38%	-47%	-16%	Terra	2%	-22%	-46%	4%	237%
Privacy	6%	-22%	-38%	-47%	3%						
Gaming	8%	-22%	-45%	20%	2,387%						
NFTs	5%	-23%	-38%	-14%	1,137%						

Defi


Total Value Locked, LTM, \$b

Top TVL By Protocol, \$b

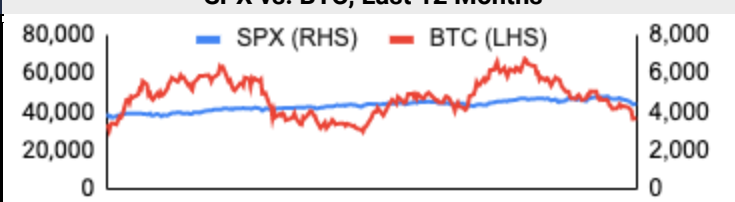
DefiPulse Index, LTM

Trading Volume

Aggregate Volumes by Product, \$b					Top Derivatives Exchanges, \$m and bps				Top Spot Exchanges, \$m			
	1d	7d	30d	O/I	Exchange	1d Vol	O/I	Mkr	Tkr	Exchange	Score	1d Vol
Spot	54	469	1,530	n/a	Binance	58,575	10,246	2.0	4.0	Binance	9.9	16,585
Perpetuals	356	3,700	9,430	0	OKX	19,859	2,560	2.0	5.0	Coinbase	8.6	4,223
Futures	3	28	93	3	CoinTiger	8,967	6,077	0.0	0.0	FTX	8.5	2,770
Options	1	11	32	12	Bitget	8,758	1,362	2.0	6.0	Kraken	8.1	1,177

20 Day Volume - Top 100 Tokens, \$b				Top Volume, 1d, \$m		Top Volume, %20d Avg		Low Volume, %20d Avg	
				USDT	60,429	WAVES	501%	PRIV	0.00%
				BTC	28,797	MKR	244%	CCXX	0%
				ETH	16,383	OKB	222%	BTT	4%
				BUSD	4,839	FLOW	175%	HBTC	5%
				BCH	4,722	TEL	156%	SAFEMOON	17%

Traditional Finance

Global Equity Markets							SPX vs. BTC, Last 12 Months	
	SPX	N100	FTSE	DAX	NIKKEI	HSI		
1D	-1%	3%	2%	2%	0%	0%		
7D	-4%	-2%	-1%	-5%	-3%	-1%		
90D	-5%	-2%	4%	-8%	-7%	-7%		
365D	13%	18%	13%	-3%	-6%	-9%		

10-Year Treasury Yields							Commodities & FX					
	US	Brazil	UK	Ger	Japan	HK	Last	WTI	Gas	Gold	EUR/USD	USD/JPY
Last	1.78%	11.09%	1.19%	-0.07%	0.14%	1.59%	Last	87	4.2	1,843	1.13	114.3
1d Chg	-0.002	0	+0.0245	+0.0075	-0.003	-0.025	1d % Chg	+1.	+6.99%	-0.50%	-0.14%	+0.39%

Crypto News

- [BTC price hits \\$38K as Bitcoin analysts focus on weekly close - Cointelegraph](#)
- [Bitcoin hits \\$37.5K, stocks recoup losses ahead of Wednesday's FOMC statement - Cointelegraph](#)
- [Bitcoin pundits split over BTC floor as Bloomberg analyst eyes bounce - Cointelegraph](#)
- [NFL star's massive tax bill highlights problems with BTC salaries - Cointelegraph](#)
- [Eth2 is no more after Ethereum Foundation ditches name in rebrand - Cointelegraph](#)
- [Etherscan adds new messaging feature for anons: 'Blockscan Chat' - Cointelegraph](#)
- [Ripple announces \\$200M share buyback and expresses optimism for 2022 - Cointelegraph](#)
- [Crypto exchange FTX US closes \\$400M funding round to reach \\$8B valuation - Cointelegraph](#)
- [MicroStrategy shares drop on bitcoin's slide, SEC rejection of company's crypto accounting - CNBC](#)
- [Zuckerberg's Diem reportedly weighing sale after stablecoin plans falter - Cointelegraph](#)
- [Ex-CFTC Chair Chris Giancarlo Joins Digital Asset's Board of Directors - CoinDesk](#)
- [New York Senate Confirms New Top Financial Regulator - CoinDesk](#)
- [Crypto VC Firm Dragonfly Raising \\$500M for New Fund, Documents Show - CoinDesk](#)
- [Binance to Reinstate Payments From EU's SEPA Platform: Report - CoinDesk](#)
- [IMF urges El Salvador to remove Bitcoin's status as legal tender - Cointelegraph](#)
- [YouTube head of gaming Ryan Wyatt to resign and join Polygon Studios as CEO - Cointelegraph](#)
- [Ex-Goldman Sachs banker launches crypto app after \\$33M raise - Cointelegraph](#)



Market Update - January 26, 2022

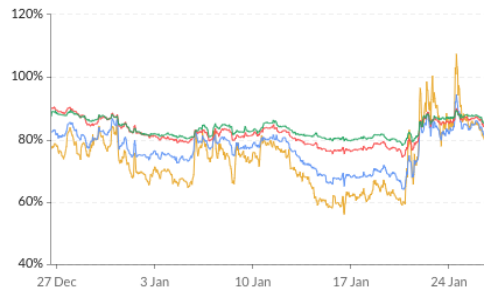
Crypto Options

BTC ATM Implied Vol, 1m



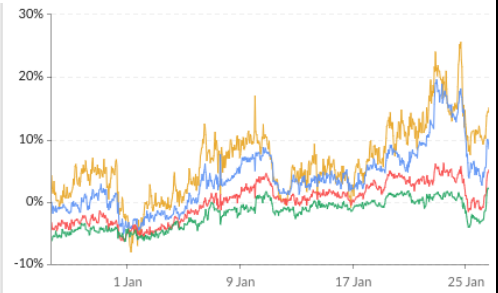
1wk ATM Vol Min: 49.6%, Max: 85.9%, Avg: 64.7%, Last: 72.0%
 1mth ATM Vol Min: 55.9%, Max: 76.8%, Avg: 67.3%, Last: 70.9%
 3mth ATM Vol Min: 64.7%, Max: 77.2%, Avg: 71.3%, Last: 73.1%
 6mth ATM Vol Min: 67.8%, Max: 79.1%, Avg: 73.0%, Last: 73.4%

ETH ATM Implied Vol, 1m



1wk ATM Vol Min: 56%, Max: 107%, Avg: 73%, Last: 83%
 1mth ATM Vol Min: 64%, Max: 94%, Avg: 77%, Last: 83%
 3mth ATM Vol Min: 74%, Max: 90%, Avg: 82%, Last: 85%
 6mth ATM Vol Min: 78%, Max: 89%, Avg: 84%, Last: 85%

BTC 25d Skew, 1m



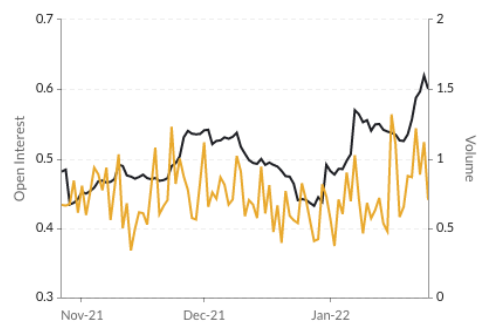
1wk 25d skew Min: -8%, Max: 26%, Avg: 6%, Last: 15%
 1mth 25d skew Min: -6%, Max: 20%, Avg: 4%, Last: 8%
 3mth 25d skew Min: -6%, Max: 6%, Avg: 0%, Last: 5%
 6mth 25d skew Min: -6%, Max: 2%, Avg: -2%, Last: 2%

ETH 25d Skew, 1m



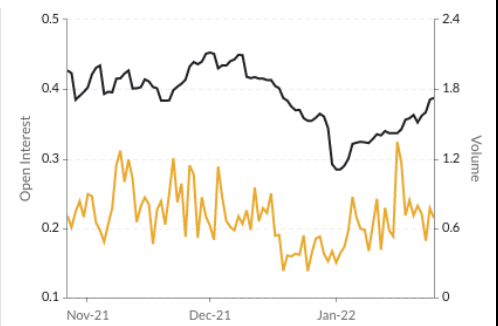
1wk 25d skew Min: -8%, Max: 24%, Avg: 6%, Last: 10%
 1mth 25d skew Min: -7%, Max: 18%, Avg: 5%, Last: 8%
 3mth 25d skew Min: -9%, Max: 6%, Avg: 1%, Last: 4%
 6mth 25d skew Min: -10%, Max: 5%, Avg: -1%, Last: 2%

BTC Put/Call Ratios, 3m



Open Interest Min: 0.43, Max: 0.62, Avg: 0.50, Last: 0.60
 Volume Min: 0.34, Max: 1.32, Avg: 0.73, Last: 0.70

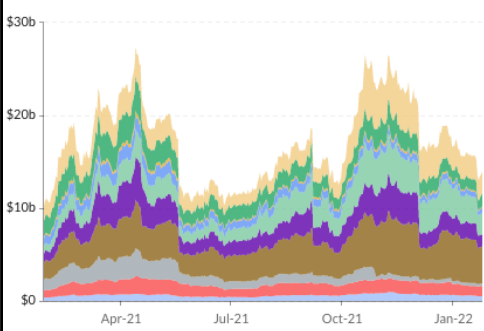
ETH Put/Call Ratios, 3m



Open Interest Min: 0.28, Max: 0.45, Avg: 0.39, Last: 0.39
 Volume Min: 0.23, Max: 1.35, Avg: 0.69, Last: 0.69

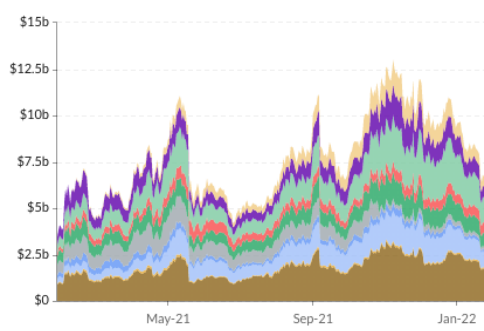
Crypto Futures

BTC Aggregate Open Interest, 1y



Bitfinex, Deribit, Huobi, Kraken, OKEx, CME, BitMEX, Kraken, OKEx, Bybit

ETH Aggregate Open Interest, 1y



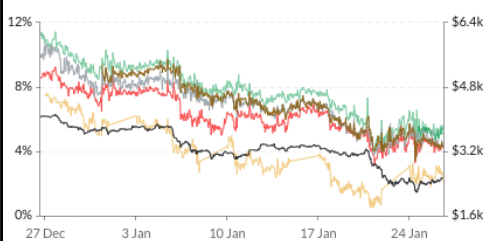
Binance, Kraken, Bitfinex, BitMEX, Huobi, OKEx, Deribit, FTX, Bybit, CoinFlex, CME

BTC Annlzd Rolling 3m Basis, 1m



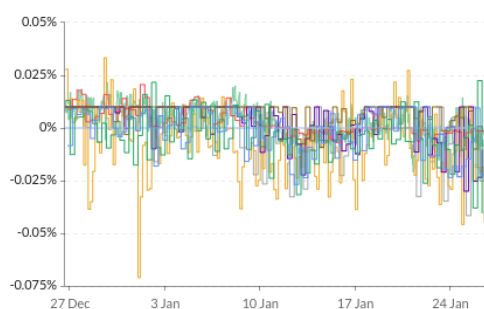
Binance Min: 3.89%, Max: 18.44%, Avg: 10.01%, Last: 5.20%
 BitMEX Min: 1.81%, Max: 17.36%, Avg: 8.58%, Last: 3.61%
 Deribit Min: 3.27%, Max: 17.25%, Avg: 9.09%, Last: 5.75%
 FTX Min: 4.24%, Max: 18.13%, Avg: 10.18%, Last: 6.26%
 Huobi Min: 3.74%, Max: 18.79%, Avg: 9.69%, Last: 4.99%
 OKEx Min: 4.88%, Max: 20.69%, Avg: 11.67%, Last: 5.44%
 CME* Min: -12.41%, Max: 21.06%, Avg: 5.73%, Last: 1.83%
 BTC Spot Index Min: \$33.09k, Max: \$68.61k, Avg: \$51.69k, Last: \$37.77k

ETH Annlzd Rolling 3m Basis, 1m



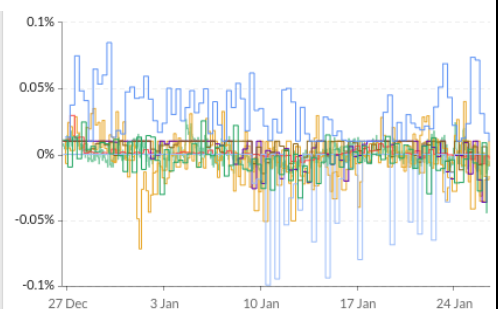
FTX Min: 4.13%, Max: 11.43%, Avg: 7.82%, Last: 5.63%
 Deribit Min: 3.13%, Max: 9.26%, Avg: 4.29%, Last: 4.23%
 OKEx Min: 4.64%, Max: 5.56%, Avg: 5.17%, Last: 5.06%
 Huobi Min: 3.80%, Max: 10.68%, Avg: 7.03%, Last: 4.44%
 Binance Min: 3.41%, Max: 9.74%, Avg: 6.82%, Last: 4.37%
 BitMEX Min: ∞%, Max: ∞%, Avg: NaN, Last: 0.00%
 CME* Min: 0.49%, Max: 7.59%, Avg: 3.97%, Last: 2.15%
 ETH Spot Index Min: \$2.18k, Max: \$4.12k, Avg: \$3.29k, Last: \$2.53k

BTC Perp Swaps Funding, 1m



FTX Avg: 0.0029%
 Huobi Avg: 0.0004%
 BitMEX Avg: -0.0018%
 Kraken Avg: -0.0075%
 Deribit Avg: 0.0024%
 Bybit Avg: 0.0027%
 Binance Avg: 0.0069%
 Bitfinex Avg: 0.0000%
 OKEx Avg: -0.0040%

ETH Perp Swaps Funding, 1m



FTX Avg: 0.0001%
 Huobi Avg: -0.0018%
 BitMEX Avg: 0.0308%
 Kraken Avg: -0.0017%
 Deribit Avg: 0.0011%
 Bybit Avg: 0.0029%
 Binance Avg: 0.0051%
 Bitfinex Avg: -0.0108%
 OKEx Avg: -0.0036%



Market Update – January 26, 2022

About GSR

GSR is a global leader in digital asset trading, market making, OTC derivatives, and investments. We operate in a culture of excellence and leverage our first-rate reputation, deep relationships and proprietary trading technology to move swiftly and capitalize on market opportunities.

GSR's experienced team brings together decades of institutional trading expertise, while our industry-leading proprietary technology stack anchors everything we do.

Our main service areas are: market making; proprietary and algorithmic trading; client execution; structured products; risk management solutions; and portfolio investments.

For more information or if we can help with anything, please see gsr.io or contact us at gsr@gsr.io.

Required Disclosures

This material is a product of the GSR Sales and Trading Department. It is not a product of a Research Department, not a research report, and not subject to all of the independence and disclosure standards applicable to research reports prepared pursuant to FINRA or CFTC research rules. This material is not independent of the Firm's proprietary interests, which may conflict with your interests. The Firm trades instruments discussed in this material for its own account. The author may have consulted with the Firm's traders and other personnel, who may have already traded based on the views expressed in this material, may trade contrary to the views expressed in this material, and may have positions in other instruments discussed herein. This material is intended only for institutional investors. Solely for purposes of the CFTC's rules and to the extent this material discusses derivatives, this material is a solicitation for entering into a derivatives transaction and should not be considered to be a derivatives research report.

This material is provided solely for informational purposes, is intended for your use only and does not constitute an offer or commitment, a solicitation of an offer or comment (except as noted for CFTC purposes), or any advice or recommendation, to enter into or conclude any transaction (whether on the indicative terms shown or otherwise), or to provide investment services in any state or country where such an offer or solicitation or provision would be illegal.

Information is based on sources considered to be reliable, but not guaranteed to be accurate or complete. Any opinions or estimates expressed herein reflect a judgment made as of the date of publication, and are subject to change without notice. Trading and investing in digital assets involves significant risks including price volatility and illiquidity and may not be suitable for all investors. GSR will not be liable whatsoever for any direct or consequential loss arising from the use of this Information. Copyright of this Information belongs to GSR. Neither this Information nor any copy thereof may be taken or rented or redistributed, directly or indirectly, without prior written permission of GSR. Not a solicitation to U.S. Entities or individuals for securities in any form. If you are such an entity, you must close this page.

Sources

CoinGecko	Santiment	DefiPulse	WoldCoinIndex.com	Yahoo
CoinMarketCap	Skew	TradingView	Investing.com	Google
		DefiLlama		