

Crypto Leaderboard

Rank	Name	Ticker	Price	1h	24h	7d	24h Vol \$m	MC \$m	1-Year Chart
1	Bitcoin	BTC	\$38,404	-1%	-2%	4%	14,966	728,918	
2	Ethereum	ETH	\$2,771	-1%	-1%	12%	10,792	332,008	
3	Tether	USDT	\$1.00	0%	0%	0%	32,654	78,074	
4	Binance	BNB	\$382	-1%	-1%	-1%	1,014	64,336	
5	USD//Coin	USDC	\$1.00	0%	0%	0%	2,222	50,303	
6	Cardano	ADA	\$1.07	-1%	0%	3%	932	34,562	
7	Solana	SOL	\$109	-2%	-1%	15%	2,600	34,504	
8	Ripple	XRP	\$0.63	0%	1%	1%	2,413	30,050	
9	Polkadot	DOT	\$20	-1%	3%	9%	910	21,995	
10	Terra	LUNA	\$52	-1%	0%	-17%	1,324	21,150	

Top & Bottom Performers - Top 100 Tokens

24h		7 Days		30 Days		90 Days		365 Days	
QNT	13%	LOOKS	38%	PRIV	43%	CRO	49%	KICK	82,160%
ICP	7%	SNX	36%	CCXX	33%	PRIV	26%	DREP	38,692%
SNX	7%	TFUEL	36%	FTT	13%	LEO	22%	SHIB	23,804%
LEO	7%	FLOW	33%	LEO	6%	NEAR	8%	AXS	5,398%
FLOW	-5%	OSMO	-12%	ALGO	-44%	HOT	-69%	SUSHI	-65%
KDA	-6%	FTM	-14%	AXS	-44%	TEL	-70%	SNX	-66%
SFM	-7%	LUNA	-17%	SAFEMOON	-47%	RUNE	-71%	CTC	-81%
LRC	-7%	ATOM	-21%	SUSHI	-48%	SAFEMOON	-71%	ICP	-96%

Category Performance

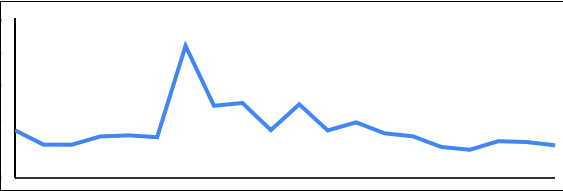
Category	1d	7d	30d	90d	365d	Ecosystem	1d	7d	30d	90d	365d
Gaming	-1%	16%	-32%	-32%	2,433%	Solana	-1%	14%	-32%	-60%	17%
NFTs	0%	12%	-26%	-40%	1,155%	xDAI	-1%	9%	-37%	-43%	384%
DAOs	1%	11%	-32%	-47%	-26%	Polygon	1%	6%	-30%	-56%	62%
DEX / B&L	1%	10%	-37%	-51%	12%	Avalanche	0%	6%	-16%	-55%	183%
CEXs	-1%	10%	-8%	2%	552%	Polkadot	1%	5%	-36%	-35%	289%
Defi	0%	9%	-35%	-46%	132%	Cosmos	1%	4%	-36%	-47%	64%
Smart Contract	1%	7%	-31%	-45%	409%	BSC	0%	2%	-35%	-41%	667%
IoT	3%	6%	-35%	-52%	60%	Terra	0%	-5%	-49%	-3%	224%
Privacy	2%	6%	-30%	-47%	-4%						
Dist. Computing	1%	4%	-32%	-48%	310%						
Meme	0%	1%	-25%	-51%	12,081%						

Defi

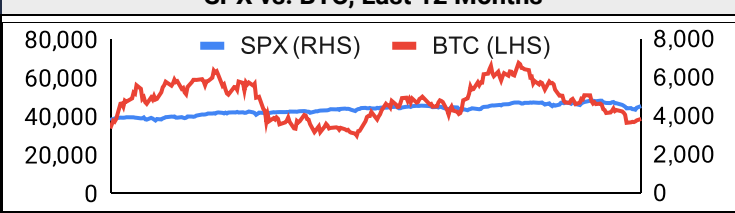
Total Value Locked, LTM, \$b	Top TVL By Protocol, \$b	DefiPulse Index, LTM

Trading Volume

Aggregate Volumes by Product, \$b					Top Derivatives Exchanges, \$m and bps				Top Spot Exchanges, \$m			
	1d	7d	30d	O/I	Exchange	1d Vol	O/I	Mkr	Tkr	Exchange	Score	1d Vol
Spot	35	330	1,560	n/a	Binance	40,904	12,061	2.0	4.0	Binance	9.9	10,455
Perpetuals	242	2,240	11,090	0	OKX	12,231	2,600	2.0	5.0	Coinbase	8.6	2,734
Futures	2	19	87	4	BitCoke	6,371	695	2.0	4.0	FTX	8.4	1,456
Options	1	8	33	11	Bitget	6,212	1,588	2.0	6.0	Kraken	8.1	708

20 Day Volume - Top 100 Tokens, \$b				Top Volume, 1d, \$m		Top Volume, %20d Avg		Low Volume, %20d Avg	
				USDT	40,342	LEO	184%	PRIV	0.00%
				BTC	18,728	MKR	183%	BTT	0%
				ETH	11,407	QTUM	169%	HBTC	3%
				BCH	4,271	XTZ	155%	BUSD	14%
				SOL	3,008	NEO	135%	STX	28%

Traditional Finance

Global Equity Markets							SPX vs. BTC, Last 12 Months	
	SPX	N100	FTSE	DAX	NIKKEI	HSI		
1D	1%	1%	1%	0%	2%	1%		
7D	5%	2%	2%	2%	5%	-1%		
90D	-3%	-2%	4%	-6%	-7%	-7%		
365D	19%	20%	16%	2%	-4%	-9%		

10-Year Treasury Yields							Commodities & FX					
	US	Brazil	UK	Ger	Japan	HK	Last	WTI	Gas	Gold	EUR/USD	USD/JPY
Last	1.79%	10.97%	1.29%	0.05%	0.18%	1.62%	Last	89	5.3	1,805	1.13	114.3
1d Chg	-0.011	0	-0.011	+0.0110	0.001	-0.025	1d % Chg	+0.	+11.45%	+0.18%	+0.45%	-0.33%

Crypto News

- [Thailand scraps 15% crypto capital gains tax following public backlash - Cointelegraph](#)
- [Market Wrap: Cryptos Stabilize, Analysts Expect Bitcoin Short Squeeze - CoinDesk](#)
- [Hackers Move \\$3.55B Worth of Bitcoin From 2016 Bitfinex Hack - CoinDesk](#)
- [How to Play Market Crash From Investor Who Made \\$1 Billion in Bitcoin Bets - Business Insider](#)
- [Mission Critical: Orange-Pill The Orange Man - Bitcoin Magazine](#)
- [Russia houses \\$200B worth of crypto, Kremlin estimates - Cointelegraph](#)
- [Bitcoin whales buy at \\$38K as BTC supply per whale hits 10-year high - Cointelegraph](#)
- [Crypto payment card 'top priority' for Binance Ukraine in 2022 - Cointelegraph](#)
- [\\$2.5B in stolen BTC from Bitfinex hack awakens - Cointelegraph](#)
- [Bitcoin market cap dominance hits 2-month high as altcoins struggle - Cointelegraph](#)
- [Mark Zuckerberg's stablecoin project Diem officially shuts down - Cointelegraph](#)
- [Binance user protection insurance fund reaches \\$1B valuation - Cointelegraph](#)
- [Bitcoin network transaction volume surpasses American Express: Research - Cointelegraph](#)
- [Dune Analytics Raises Crypto's Latest Meme Round: \\$69,420,000 - CoinDesk](#)
- [Deutsche Bank Initiates Coverage of Metaverse Play Matterport, Sees Near 50% Upside - CoinDesk](#)
- [Silvergate's Acquisition of Diem's Assets Positive for Stablecoin Launch, Analysts Say - CoinDesk](#)
- [With 'NFT All Stars,' Two Crypto Art Veterans Take the Conversation Further - CoinDesk](#)



Market Update - February 2, 2022

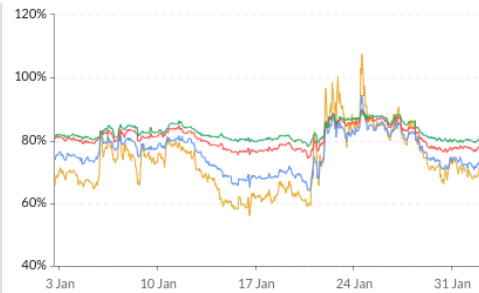
Crypto Options

BTC ATM Implied Vol, 1m



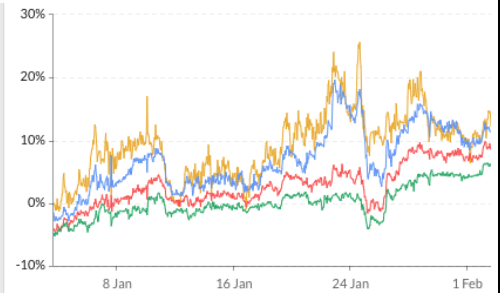
1wk ATM Vol Min: 49.6%, Max: 85.9%, Avg: 63.4%, Last: 58.8%
 1mth ATM Vol Min: 55.9%, Max: 76.7%, Avg: 66.0%, Last: 62.5%
 3mth ATM Vol Min: 64.7%, Max: 75.3%, Avg: 70.2%, Last: 67.0%
 6mth ATM Vol Min: 67.8%, Max: 76.9%, Avg: 71.8%, Last: 69.6%

ETH ATM Implied Vol, 1m



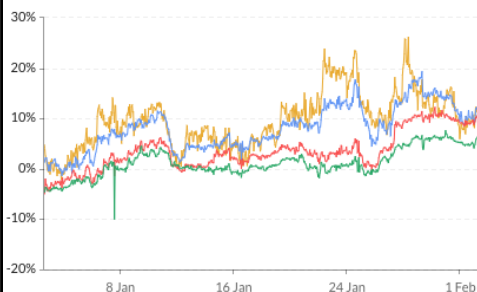
1wk ATM Vol Min: 56%, Max: 107%, Avg: 73%, Last: 66%
 1mth ATM Vol Min: 64%, Max: 94%, Avg: 76%, Last: 72%
 3mth ATM Vol Min: 74%, Max: 90%, Avg: 81%, Last: 78%
 6mth ATM Vol Min: 78%, Max: 89%, Avg: 83%, Last: 81%

BTC 25d Skew, 1m



1wk 25d skew Min: -1%, Max: 26%, Avg: 9%, Last: 12%
 1mth 25d skew Min: -3%, Max: 20%, Avg: 7%, Last: 11%
 3mth 25d skew Min: -4%, Max: 10%, Avg: 3%, Last: 9%
 6mth 25d skew Min: -5%, Max: 6%, Avg: 0%, Last: 6%

ETH 25d Skew, 1m



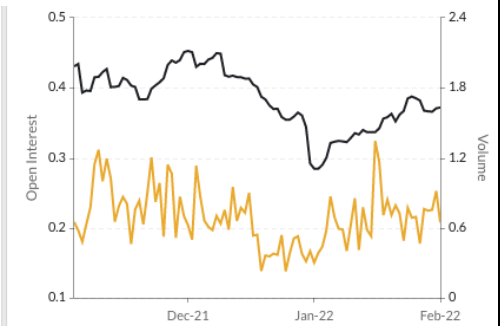
1wk 25d skew Min: -2%, Max: 26%, Avg: 10%, Last: 11%
 1mth 25d skew Min: -1%, Max: 19%, Avg: 8%, Last: 12%
 3mth 25d skew Min: -5%, Max: 12%, Avg: 4%, Last: 10%
 6mth 25d skew Min: -10%, Max: 8%, Avg: 1%, Last: 6%

BTC Put/Call Ratios, 3m



Open Interest Min: 0.43, Max: 0.65, Avg: 0.51, Last: 0.65
 Volume Min: 0.34, Max: 1.32, Avg: 0.74, Last: 1.27

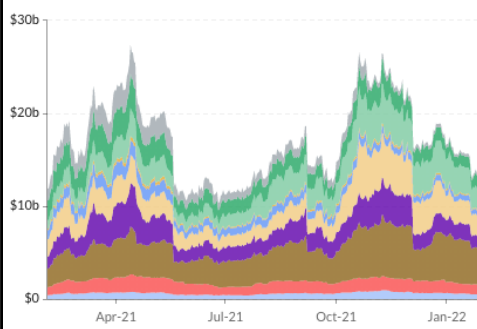
ETH Put/Call Ratios, 3m



Open Interest Min: 0.28, Max: 0.45, Avg: 0.38, Last: 0.37
 Volume Min: 0.23, Max: 1.35, Avg: 0.69, Last: 0.65

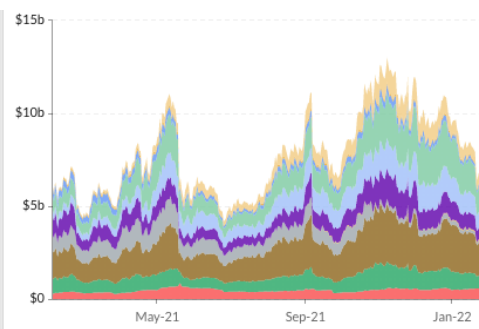
Crypto Futures

BTC Aggregate Open Interest, 1y



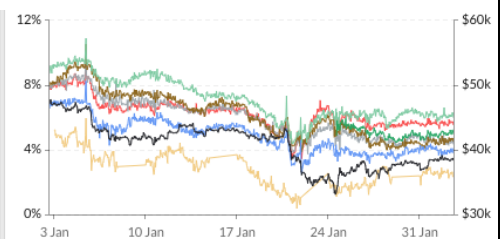
Bitfinex, Deribit, Binance, Bybit, CoinFlex, CME, BitMEX, Kraken, FTX, OKEx, Huobi

ETH Aggregate Open Interest, 1y



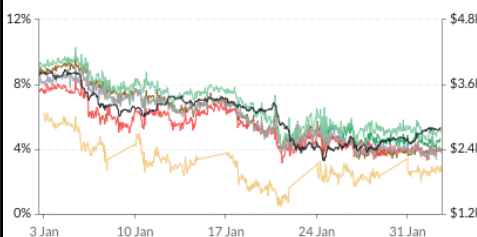
Deribit, OKEx, Binance, Huobi, CoinFlex, Bybit, Bitfinex, FTX, BitMEX, Kraken, CME

BTC Annlzd Rolling 3m Basis, 1m



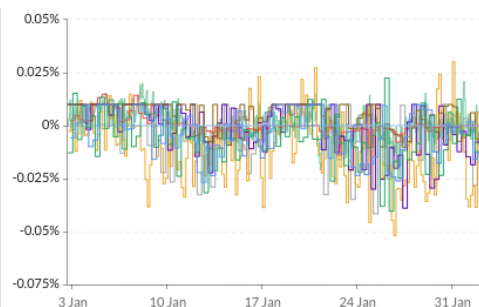
Deribit Min: 3.44%, Max: 9.65%, Avg: 6.24%, Last: 5.55%
 Huobi Min: 3.74%, Max: 9.95%, Avg: 5.97%, Last: 4.35%
 Binance Min: 3.89%, Max: 10.52%, Avg: 6.19%, Last: 4.52%
 BitMEX Min: 2.49%, Max: 8.24%, Avg: 4.88%, Last: 3.80%
 FTX Min: 4.38%, Max: 10.90%, Avg: 7.13%, Last: 6.01%
 OKEx Min: 4.45%, Max: 5.92%, Avg: 5.04%, Last: 4.99%
 CME* Min: 0.37%, Max: 5.95%, Avg: 2.84%, Last: 2.31%
 BTC Spot Index Min: \$33.09k, Max: \$47.80k, Avg: \$40.70k, Last: \$38.37k

ETH Annlzd Rolling 3m Basis, 1m



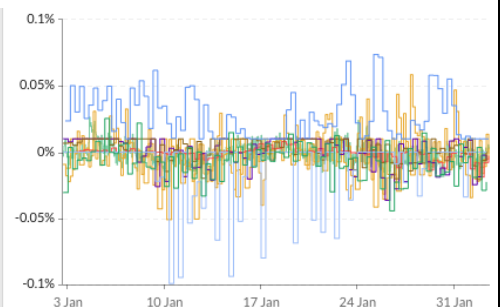
Binance Min: 3.38%, Max: 9.74%, Avg: 6.01%, Last: 3.87%
 OKEx Min: 4.03%, Max: 5.62%, Avg: 4.68%, Last: 4.58%
 Deribit Min: 3.13%, Max: 8.43%, Avg: 5.37%, Last: 3.90%
 Huobi Min: 3.38%, Max: 9.16%, Avg: 5.92%, Last: 3.79%
 FTX Min: 4.13%, Max: 10.28%, Avg: 6.77%, Last: 5.03%
 BitMEX Min: ∞%, Max: ∞%, Avg: NaN, Last: 0.00%
 CME* Min: 0.49%, Max: 6.22%, Avg: 3.10%, Last: 2.59%
 ETH Spot Index Min: \$2.18k, Max: \$3.88k, Avg: \$3.01k, Last: \$2.80k

BTC Perp Swaps Funding, 1m



FTX Avg: 0.0006% Huobi Avg: -0.0021% BitMEX Avg: -0.0034%
 Kraken Avg: -0.0105% Deribit Avg: 0.0002% Bybit Avg: -0.0014%
 Binance Avg: 0.0049% Bitfinex Avg: 0.0000% OKEx Avg: -0.0059%

ETH Perp Swaps Funding, 1m



FTX Avg: -0.0013% Huobi Avg: -0.0037% BitMEX Avg: 0.0268%
 Kraken Avg: -0.0013% Deribit Avg: -0.0010% Bybit Avg: -0.0005%
 Binance Avg: 0.0025% Bitfinex Avg: -0.0120% OKEx Avg: -0.0071%



GSR

Market Update – February 2, 2022

About GSR

GSR is a global leader in digital asset trading, market making, OTC derivatives, and investments. We operate in a culture of excellence and leverage our first-rate reputation, deep relationships and proprietary trading technology to move swiftly and capitalize on market opportunities.

GSR's experienced team brings together decades of institutional trading expertise, while our industry-leading proprietary technology stack anchors everything we do.

Our main service areas are: market making; proprietary and algorithmic trading; client execution; structured products; risk management solutions; and portfolio investments.

For more information or if we can help with anything, please see gsr.io or contact us at gsr@gsr.io.

Required Disclosures

This material is a product of the GSR Sales and Trading Department. It is not a product of a Research Department, not a research report, and not subject to all of the independence and disclosure standards applicable to research reports prepared pursuant to FINRA or CFTC research rules. This material is not independent of the Firm's proprietary interests, which may conflict with your interests. The Firm trades instruments discussed in this material for its own account. The author may have consulted with the Firm's traders and other personnel, who may have already traded based on the views expressed in this material, may trade contrary to the views expressed in this material, and may have positions in other instruments discussed herein. This material is intended only for institutional investors. Solely for purposes of the CFTC's rules and to the extent this material discusses derivatives, this material is a solicitation for entering into a derivatives transaction and should not be considered to be a derivatives research report.

This material is provided solely for informational purposes, is intended for your use only and does not constitute an offer or commitment, a solicitation of an offer or comment (except as noted for CFTC purposes), or any advice or recommendation, to enter into or conclude any transaction (whether on the indicative terms shown or otherwise), or to provide investment services in any state or country where such an offer or solicitation or provision would be illegal.

Information is based on sources considered to be reliable, but not guaranteed to be accurate or complete. Any opinions or estimates expressed herein reflect a judgment made as of the date of publication, and are subject to change without notice. Trading and investing in digital assets involves significant risks including price volatility and illiquidity and may not be suitable for all investors. GSR will not be liable whatsoever for any direct or consequential loss arising from the use of this Information. Copyright of this Information belongs to GSR. Neither this Information nor any copy thereof may be taken or rented or redistributed, directly or indirectly, without prior written permission of GSR. Not a solicitation to U.S. Entities or individuals for securities in any form. If you are such an entity, you must close this page.

Sources

CoinGecko	Santiment	DefiPulse	WoldCoinIndex.com	Yahoo
CoinMarketCap	Skew	TradingView	Investing.com	Google
		DefiLlama		