

Crypto Leaderboard

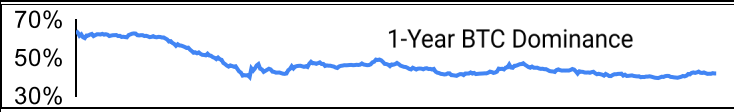
Rank	Name	Ticker	Price	1h	24h	7d	24h Vol \$m	MC \$m	1-Year Chart
1	Bitcoin	BTC	\$43,004	0%	3%	13%	19,047	814,895	
2	Ethereum	ETH	\$3,100	0%	2%	19%	11,772	370,661	
3	Tether	USDT	\$1.00	0%	0%	0%	44,246	78,087	
4	Binance	BNB	\$433	1%	3%	15%	1,271	72,886	
5	USD//Coin	USDC	\$1.00	0%	0%	0%	1,925	51,366	
6	Cardano	ADA	\$1.20	0%	6%	15%	1,338	38,371	
7	Solana	SOL	\$119	1%	3%	27%	1,709	37,754	
8	Ripple	XRP	\$0.77	-1%	14%	28%	3,602	36,940	
9	Polkadot	DOT	\$22	-1%	3%	22%	957	23,957	
10	Terra	LUNA	\$58	0%	4%	24%	1,557	23,112	

Top & Bottom Performers - Top 100 Tokens

24h		7 Days		30 Days		90 Days		365 Days	
SHIB	22%	JUNO	102%	TFUEL	35%	PRIV	97%	KICK	63,599%
QNT	15%	GALA	96%	FTT	34%	LEO	50%	DREP	37,772%
KDA	14%	QNT	64%	LEO	34%	CRO	35%	SHIB	31,100%
XRP	14%	LEO	40%	PRIV	29%	MANA	29%	AXS	6,761%
FRAX	-1%	CUSDC	0%	LINK	-27%	HOT	-65%	COMP	-68%
CVX	-2%	CDAI	0%	PERP	-27%	FIL	-65%	SNX	-71%
MKR	-2%	FRAX	-1%	ONE	-27%	TEL	-66%	CTC	-79%
OMI	-2%	BTTOLD	-6%	SAFEMOON	-39%	SAFEMOON	-68%	ICP	-95%

Category Performance

Category	1d	7d	30d	90d	365d	Ecosystem	1d	7d	30d	90d	365d
Meme	1%	21%	3%	-45%	15,604%	Solana	3%	16%	-11%	-57%	-2%
Privacy	3%	20%	-5%	-45%	8%	BSC	3%	16%	-13%	-37%	289%
Gaming	0%	19%	1%	-18%	2,836%	Polkadot	3%	15%	-14%	-52%	51%
IoT	4%	18%	-11%	-49%	56%	Cosmos	3%	14%	-16%	-51%	150%
Smart Contract	4%	16%	-10%	-42%	375%	Polygon	2%	14%	-12%	-31%	251%
Dist. Computing	3%	16%	-13%	-51%	283%	xDAI	3%	13%	-20%	-46%	53%
NFTs	0%	16%	2%	-31%	1,352%	Avalanche	2%	9%	-1%	-36%	545%
CEXs	2%	14%	13%	-2%	492%	Terra	4%	7%	-29%	-3%	123%
DEX / B&L	3%	12%	-13%	-48%	2%						
Defi	2%	12%	-14%	-44%	100%						
DAOs	2%	11%	-10%	-46%	-38%						



Defi

Total Value Locked, LTM, \$b

Top TVL By Protocol, \$b

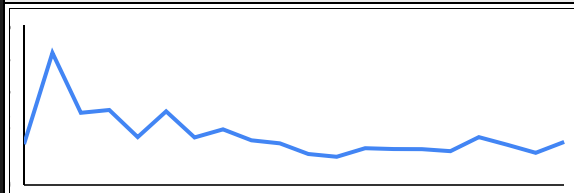
Protocol	TVL (\$b)
MKR	~16
CRV	~10
AAVE	~10
CVX	~10
UNI	~8

DefiPulse Index, LTM

Trading Volume

Aggregate Volumes by Product, \$b					Top Derivatives Exchanges, \$m and bps				Top Spot Exchanges, \$m			
	1d	7d	30d	O/I	Exchange	1d Vol	O/I	Mkr	Tkr	Exchange	Score	1d Vol
Spot	49	320	1,710	n/a	Binance	51,353	12,192	2.0	4.0	Binance	9.9	16,550
Perpetuals	518	2,390	12,490	0	OKX	16,197	2,862	2.0	5.0	Coinbase	8.6	3,226
Futures	2	17	96	4	BitCoke	10,313	702	2.0	4.0	FTX	8.3	1,804
Options	1	7	38	12	Bitget	8,986	2,059	2.0	6.0	Kraken	7.9	778

20 Day Volume - Top 100 Tokens, \$b



Top Volume, 1d, \$m

USDT	54,384
BTC	23,623
ETH	12,816
BCH	4,668
BUSD	3,943

Top Volume, %20d Avg

SHIB	289%
AXS	249%
MANA	197%
XRP	173%
WAVES	172%

Low Volume, %20d Avg

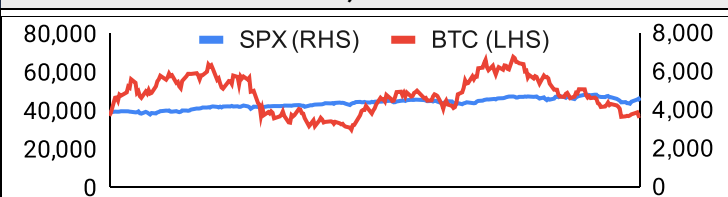
PRIV	0.00%
BTT	7%
BUSD	20%
HBTC	20%
CCXX	24%

Traditional Finance

Global Equity Markets

	SPX	N100	FTSE	DAX	NIKKEI	HSI
1D	1%	1%	1%	0%	-1%	0%
7D	0%	0%	1%	-1%	1%	-1%
90D	-4%	-4%	4%	-7%	-6%	-7%
365D	15%	16%	16%	-1%	-7%	-9%

SPX vs. BTC, Last 12 Months



10-Year Treasury Yields

	US	Brazil	UK	Ger	Japan	HK
Last	1.93%	11.15%	1.41%	0.22%	0.20%	1.73%
1d Chg	-0.002	-0.048	-0.004	+0.0150	+0.004	+0.025

Commodities & FX

	WTI	Gas	Gold	EUR/USD	USD/JPY
Last	92	4.3	1,816	1.14	115.1
1d % Chg	-0.69%	-5.71%	+0.47%	-0.16%	-0.07%

Crypto News

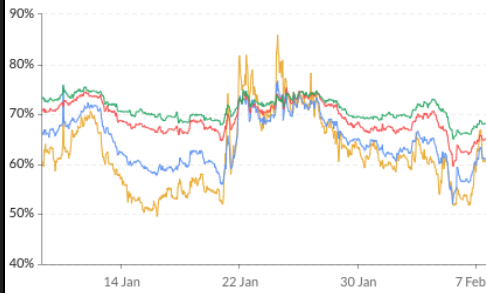
- [BTC price returns to \\$43K — 5 things to watch in Bitcoin this week - Cointelegraph](#)
- [Crypto derivatives data signals improving investor sentiment and a possible trend reversal - Cointelegraph](#)
- [Venezuelans reportedly hit by new Bitcoin tax of up to 20% - Cointelegraph](#)
- [The Super Bowl is now being called 'Crypto Bowl' as upstart finance firms spend millions on T.V. ads - Fortune](#)
- [Helium Network Hints at Crypto's Practical Uses - The New York Times](#)
- [Former Manchester United players to launch soccer-centric DAO - Cointelegraph](#)
- [Axie Infinity token AXS gains 40% after taking steps to avoid 'permanent economic collapse' - Cointelegraph](#)
- [Protesters migrate to crypto fundraising platform following GoFundMe ban - Cointelegraph](#)
- [AssangeDAO raises \\$38M in donations to help free WikiLeaks founder - Cointelegraph](#)
- [BuzzFeed backlash after 'doxing' of Bored Ape Yacht Club founders - Cointelegraph](#)
- [Meta-marriage: Decentraland hosts first metaverse wedding - Cointelegraph](#)
- [SoftBank Leads \\$60M Funding Round for B2B Payments Platform Tribal - CoinDesk](#)
- [Bank of Russia Approves Atomyze as First Digital Asset Issuer - CoinDesk](#)
- [Bank of England is 'highly unlikely' to develop a retail wallet for CBDC, says official - TheBlock](#)
- [Japan's largest bank to float yen-pegged stablecoin for trading securities - TheBlock](#)
- [Crypto firm Wirex launches in the US, almost a year later than planned - TheBlock](#)
- [Millegan voted out of key role at ENS after controversial comments surface - TheBlock](#)



Market Update - February 7, 2022

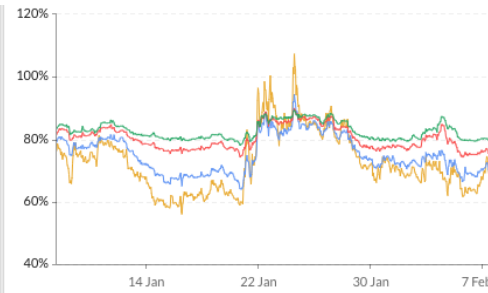
Crypto Options

BTC ATM Implied Vol, 1m



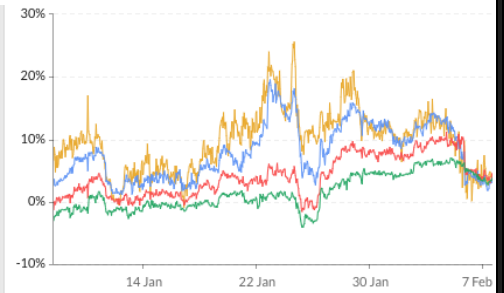
1wk ATM Vol Min: 49.6%, Max: 85.9%, Avg: 62.2%, Last: 60.5%
 1mth ATM Vol Min: 52.1%, Max: 76.7%, Avg: 64.7%, Last: 61.2%
 3mth ATM Vol Min: 59.6%, Max: 75.3%, Avg: 69.1%, Last: 65.2%
 6mth ATM Vol Min: 65.0%, Max: 75.8%, Avg: 71.0%, Last: 68.1%

ETH ATM Implied Vol, 1m



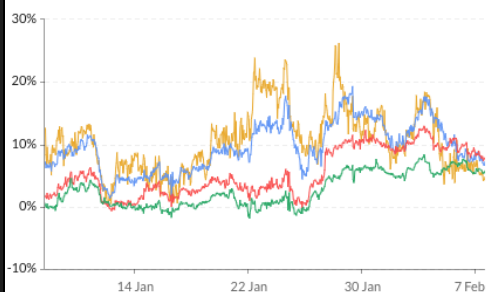
1wk ATM Vol Min: 56%, Max: 107%, Avg: 73%, Last: 69%
 1mth ATM Vol Min: 64%, Max: 94%, Avg: 75%, Last: 71%
 3mth ATM Vol Min: 74%, Max: 90%, Avg: 80%, Last: 76%
 6mth ATM Vol Min: 78%, Max: 89%, Avg: 83%, Last: 79%

BTC 25d Skew, 1m



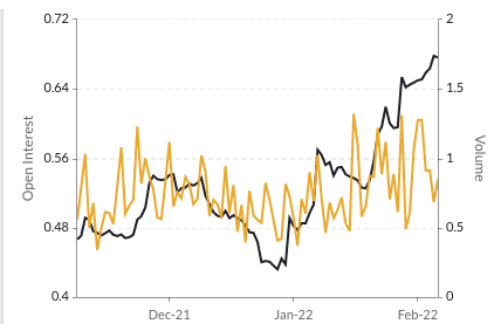
1wk 25d skew Min: -1%, Max: 26%, Avg: 10%, Last: 4%
 1mth 25d skew Min: 1%, Max: 20%, Avg: 8%, Last: 4%
 3mth 25d skew Min: -2%, Max: 11%, Avg: 4%, Last: 4%
 6mth 25d skew Min: -4%, Max: 7%, Avg: 1%, Last: 4%

ETH 25d Skew, 1m



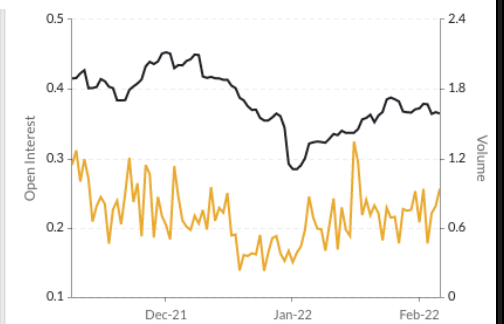
1wk 25d skew Min: 0%, Max: 26%, Avg: 10%, Last: 5%
 1mth 25d skew Min: 1%, Max: 19%, Avg: 9%, Last: 7%
 3mth 25d skew Min: -1%, Max: 13%, Avg: 5%, Last: 8%
 6mth 25d skew Min: -2%, Max: 8%, Avg: 3%, Last: 6%

BTC Put/Call Ratios, 3m



Open Interest Min: 0.43, Max: 0.68, Avg: 0.52, Last: 0.68
 Volume Min: 0.34, Max: 1.32, Avg: 0.75, Last: 0.85

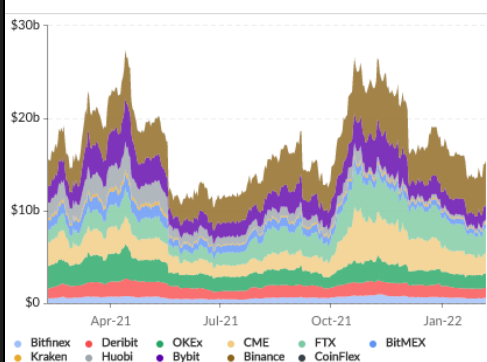
ETH Put/Call Ratios, 3m



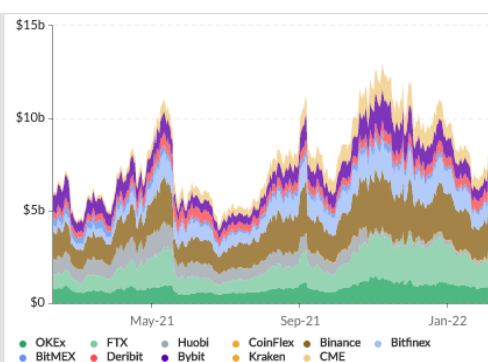
Open Interest Min: 0.28, Max: 0.45, Avg: 0.38, Last: 0.36
 Volume Min: 0.23, Max: 1.35, Avg: 0.70, Last: 0.94

Crypto Futures

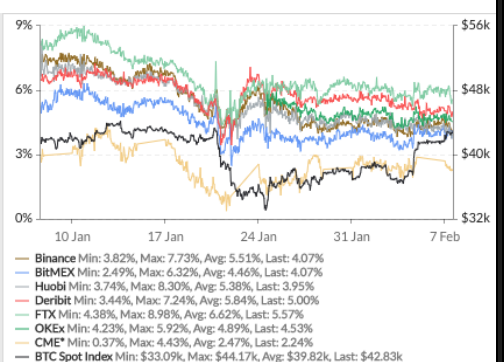
BTC Aggregate Open Interest, 1y



ETH Aggregate Open Interest, 1y

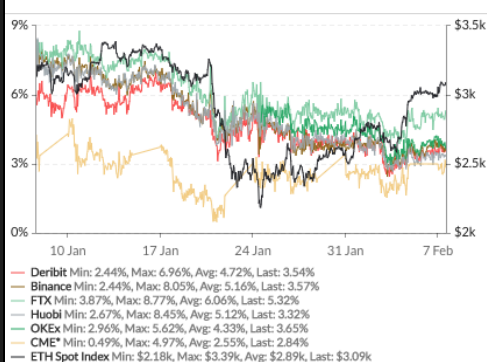


BTC Annlzd Rolling 3m Basis, 1m



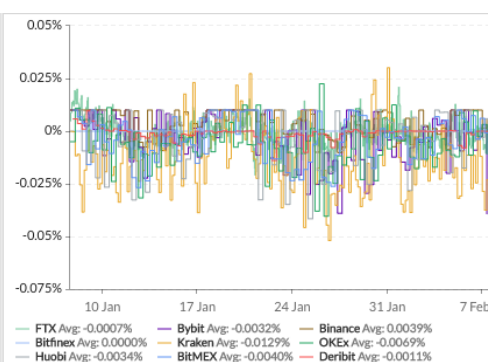
BTC Spot Index Min: \$33.09k, Max: \$44.17k, Avg: \$39.82k, Last: \$42.83k

ETH Annlzd Rolling 3m Basis, 1m



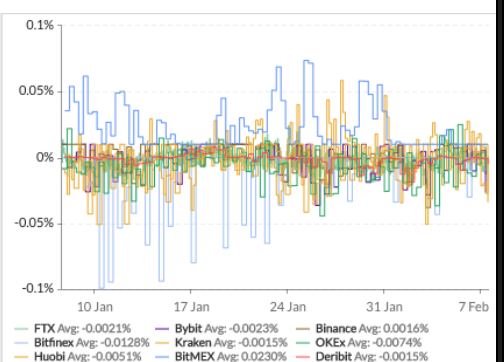
ETH Spot Index Min: \$2.18k, Max: \$3.39k, Avg: \$2.89k, Last: \$3.09k

BTC Perp Swaps Funding, 1m



FTX Avg: -0.0007% Bybit Avg: -0.0032% Binance Avg: 0.0039%
 Bitfinex Avg: 0.0000% Kraken Avg: -0.0129% OKEx Avg: -0.0069%
 Huobi Avg: -0.0034% BitMEX Avg: -0.0040% Deribit Avg: -0.0011%

ETH Perp Swaps Funding, 1m



FTX Avg: -0.0021% Bybit Avg: -0.0023% Binance Avg: 0.0016%
 Bitfinex Avg: -0.0128% Kraken Avg: -0.0015% OKEx Avg: -0.0074%
 Huobi Avg: -0.0051% BitMEX Avg: 0.0230% Deribit Avg: -0.0015%



GSR

Market Update – February 7, 2022

About GSR

GSR is a global leader in digital asset trading, market making, OTC derivatives, and investments. We operate in a culture of excellence and leverage our first-rate reputation, deep relationships and proprietary trading technology to move swiftly and capitalize on market opportunities.

GSR's experienced team brings together decades of institutional trading expertise, while our industry-leading proprietary technology stack anchors everything we do.

Our main service areas are: market making; proprietary and algorithmic trading; client execution; structured products; risk management solutions; and portfolio investments.

For more information or if we can help with anything, please see gsr.io or contact us at gsr@gsr.io.

Required Disclosures

This material is a product of the GSR Sales and Trading Department. It is not a product of a Research Department, not a research report, and not subject to all of the independence and disclosure standards applicable to research reports prepared pursuant to FINRA or CFTC research rules. This material is not independent of the Firm's proprietary interests, which may conflict with your interests. The Firm trades instruments discussed in this material for its own account. The author may have consulted with the Firm's traders and other personnel, who may have already traded based on the views expressed in this material, may trade contrary to the views expressed in this material, and may have positions in other instruments discussed herein. This material is intended only for institutional investors. Solely for purposes of the CFTC's rules and to the extent this material discusses derivatives, this material is a solicitation for entering into a derivatives transaction and should not be considered to be a derivatives research report.

This material is provided solely for informational purposes, is intended for your use only and does not constitute an offer or commitment, a solicitation of an offer or comment (except as noted for CFTC purposes), or any advice or recommendation, to enter into or conclude any transaction (whether on the indicative terms shown or otherwise), or to provide investment services in any state or country where such an offer or solicitation or provision would be illegal.

Information is based on sources considered to be reliable, but not guaranteed to be accurate or complete. Any opinions or estimates expressed herein reflect a judgment made as of the date of publication, and are subject to change without notice. Trading and investing in digital assets involves significant risks including price volatility and illiquidity and may not be suitable for all investors. GSR will not be liable whatsoever for any direct or consequential loss arising from the use of this Information. Copyright of this Information belongs to GSR. Neither this Information nor any copy thereof may be taken or rented or redistributed, directly or indirectly, without prior written permission of GSR. Not a solicitation to U.S. Entities or individuals for securities in any form. If you are such an entity, you must close this page.

Sources

CoinGecko	Santiment	DefiPulse	WoldCoinIndex.com	Yahoo
CoinMarketCap	Skew	TradingView	Investing.com	Google
		DefiLlama		