

Crypto Leaderboard

Rank	Name	Ticker	Price	1h	24h	7d	24h Vol \$m	MC \$m	1-Year Chart
1	Bitcoin	BTC	\$43,692	0%	0%	17%	22,307	828,548	
2	Ethereum	ETH	\$2,921	0%	-1%	13%	13,923	349,953	
3	Tether	USDT	\$1.00	0%	0%	0%	48,132	79,868	
4	Binance	BNB	\$412	1%	1%	12%	1,364	69,288	
5	USD//Coin	USDC	\$1.00	0%	0%	0%	3,508	53,643	
6	Ripple	XRP	\$0.77	0%	1%	10%	3,166	36,906	
7	Terra	LUNA	\$93	-1%	2%	56%	2,717	34,699	
8	Solana	SOL	\$99.89	-1%	-3%	17%	2,055	32,106	
9	Cardano	ADA	\$0.93	0%	-3%	6%	860	29,660	
10	Avalanche	AVAX	\$82	-1%	-2%	11%	1,067	20,316	

Top & Bottom Performers - Top 100 Tokens

24h		7 Days		30 Days		90 Days		365 Days	
ANC	21%	WAVES	99%	WAVES	106%	LEO	72%	KICK	52,490%
FXS	14%	ANC	66%	LUNA	79%	LUNA	46%	SHIB	28,449%
OKB	12%	RUNE	59%	LEO	34%	NEAR	24%	DREP	26,641%
QNT	9%	LUNA	56%	RUNE	34%	PRIV	21%	AXS	2,395%
AR	-4%	KLAY	-2%	SNX	-27%	FIL	-59%	CTC	-82%
CVX	-5%	HEART	-5%	HEX	-30%	HOT	-59%	SNX	-83%
FTM	-6%	LEO	-7%	PERP	-32%	KSM	-60%	XEM	-87%
HEART	-6%	BIT	-9%	CCXX	-35%	PERP	-65%	ICP	-96%

Category Performance

Category	1d	7d	30d	90d	365d	Ecosystem	1d	7d	30d	90d	365d
Defi	0%	19%	0%	-35%	35%	Terra	3%	36%	99%	-43%	-53%
Smart Contract	0%	19%	6%	-33%	123%	Cosmos	-1%	20%	8%	-34%	51%
DAOs	-1%	18%	-6%	-42%	-53%	Polygon	-1%	19%	6%	-54%	-36%
Privacy	0%	17%	8%	-42%	-35%	BSC	0%	18%	6%	-51%	21%
IoT	2%	17%	-3%	-49%	-30%	Solana	-1%	18%	-4%	-33%	87%
DEX / B&L	-1%	15%	-9%	-45%	-48%	Polkadot	0%	16%	-7%	-45%	1%
NFTs	-1%	13%	-6%	-45%	445%	xDAI	-2%	9%	-12%	5%	379%
Dist. Computing	1%	13%	-6%	-48%	76%	Avalanche	-1%	4%	6%	-12%	102%
CEXs	0%	10%	5%	-4%	142%						
Gaming	-1%	10%	-4%	-46%	1,037%						
Meme	0%	7%	6%	-35%	14,306%						

Defi

Total Value Locked, LTM, \$b

Top TVL By Protocol, \$b

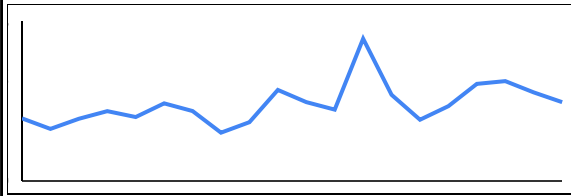
Protocol	TVL (\$b)
MKR	~16
CRV	~10
AAVE	~9
CVX	~9
COMP	~7

DefiPulse Index, LTM

Trading Volume

Aggregate Volumes by Product, \$b					Top Derivatives Exchanges, \$m and bps				Top Spot Exchanges, \$m			
	1d	7d	30d	O/I	Exchange	1d Vol	O/I	Mkr	Tkr	Exchange	Score	1d Vol
Spot	45	392	1,470	n/a	Binance	60,967	11,773	2.0	4.0	Binance	9.9	18,850
Perpetuals	280	3,730	14,250	26	OKX	38,005	1,723	2.0	5.0	Coinbase	8.4	3,559
Futures	1	14	73	3	BitCoke	10,211	740	2.0	4.0	FTX	8.4	2,404
Options	1	9	32	13	CoinTiger	9,237	6,739	0.0	0.0	Kraken	8.0	1,135

20 Day Volume - Top 100 Tokens, \$b



Top Volume, 1d, \$m

USDT	61,093
BTC	27,756
ETH	13,815
BUSD	5,110
USDC	4,378

Top Volume, %20d Avg

RUNE	237%
BNT	230%
WAVES	201%
CCXX	191%
ALGO	176%

Low Volume, %20d Avg

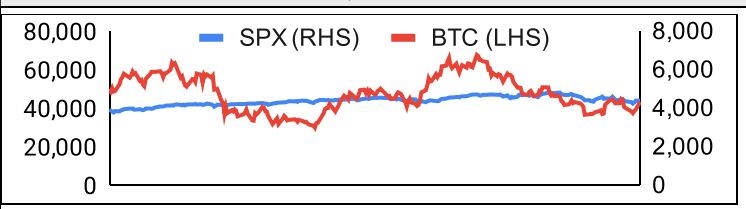
TEL	44.08%
BTT	46%
SC	51%
HBTC	56%
MANA	59%

Traditional Finance

Global Equity Markets

	SPX	N100	FTSE	DAX	NIKKEI	HSI
1D	1%	1%	1%	1%	-2%	-2%
7D	2%	0%	2%	-2%	0%	-1%
90D	-3%	-4%	4%	-9%	-5%	-7%
365D	15%	8%	11%	-10%	-8%	-9%

SPX vs. BTC, Last 12 Months



10-Year Treasury Yields

	US	Brazil	UK	Ger	Japan	HK
Last	1.79%	11.27%	1.22%	0.00%	0.13%	1.67%
1d Chg	+0.081	-0.049	+0.1080	+0.0670	-0.006	-0.048

Commodities & FX

	WTI	Gas	Gold	EUR/USD	USD/JPY
Last	109	4.7	1,933	1.11	115.5
1d % Chg	+5.	+3.41%	-0.58%	-0.30%	+0.52%

Crypto News

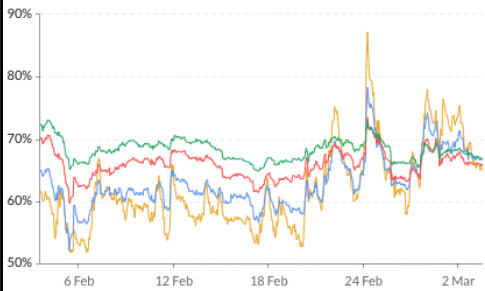
- [Fed Chair Powell: 'War Underscores Need' for Crypto Regulation - CoinDesk](#)
- [Bitcoin sanctions could be next, but most Russians won't care - CNBC](#)
- [Anti-war Russians start donating crypto to support Ukraine - Cointelegraph](#)
- [New York state ramps up blockchain monitoring to enforce sanctions - Cointelegraph](#)
- [Digital Currency Group Authorizes \\$250M Buyback for Its Grayscale Trusts - CoinDesk](#)
- [Japanese wealth manager Nomura to explore crypto and NFTs with new unit - Cointelegraph](#)
- [Tencent files for patent related to virtual concerts in Metaverse - Cointelegraph](#)
- [Monthly NFT buyers dip below 800K as searches 'fall off a cliff' - Cointelegraph](#)
- [Former ConsenSys employees file for audit claiming 'serious irregularities' - Cointelegraph](#)
- [Dragonfly Research claims Ethereum is the 'MS-DOS' of blockchains - Cointelegraph](#)
- [Customer demand prompts Charles Schwab file for Crypto Economy ETF - Cointelegraph](#)
- [SEC investigating NFT market over potential securities violations: Reports - Cointelegraph](#)
- [Hong Kong-listed Huobi Tech launches cryptocurrency OTC service - Cointelegraph](#)
- ['Peaceful World' Token May Be Spoofing Ukraine's Airdrop - CoinDesk](#)
- [Snoop Dogg's NFT Mixtape Invites Remixes. Does It Authorize Them? - CoinDesk](#)
- [Ukraine cancels crypto airdrop, plans to sell NFTs instead - TheBlock](#)
- [Billboard and Universal Music Group partner to launch NFT project - TheBlock](#)



Market Update - March 3, 2022

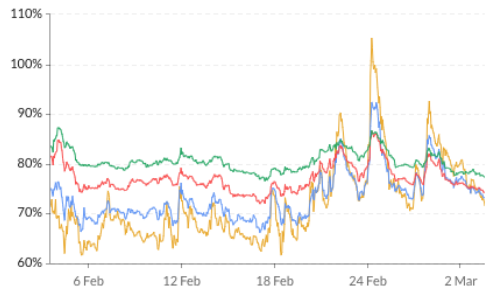
Crypto Options

BTC ATM Implied Vol, 1m



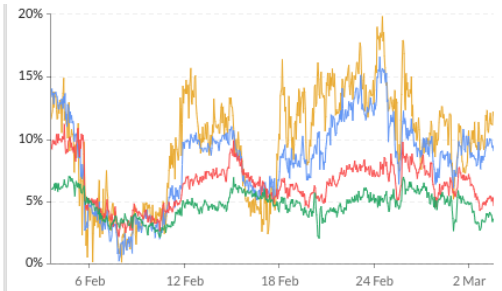
1wk ATM Vol Min: 51.7%, Max: 87.2%, Avg: 61.9%, Last: 64.9%
 1mth ATM Vol Min: 52.1%, Max: 78.3%, Avg: 63.0%, Last: 66.7%
 3mth ATM Vol Min: 59.6%, Max: 73.5%, Avg: 65.9%, Last: 65.8%
 6mth ATM Vol Min: 64.8%, Max: 73.0%, Avg: 68.2%, Last: 66.7%

ETH ATM Implied Vol, 1m



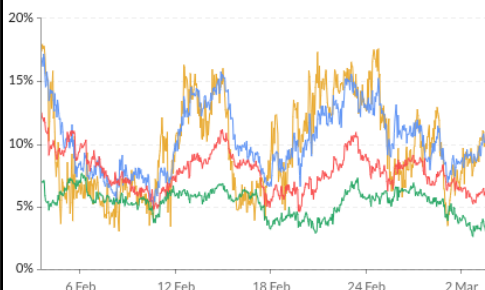
1wk ATM Vol Min: 62%, Max: 105%, Avg: 72%, Last: 72%
 1mth ATM Vol Min: 66%, Max: 92%, Avg: 73%, Last: 73%
 3mth ATM Vol Min: 72%, Max: 87%, Avg: 77%, Last: 74%
 6mth ATM Vol Min: 77%, Max: 87%, Avg: 81%, Last: 77%

BTC 25d Skew, 1m



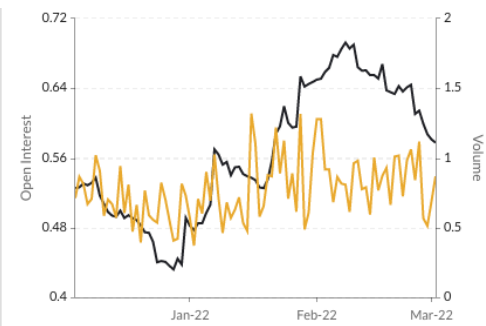
1wk 25d skew Min: 0%, Max: 20%, Avg: 10%, Last: 12%
 1mth 25d skew Min: 0%, Max: 17%, Avg: 8%, Last: 9%
 3mth 25d skew Min: 2%, Max: 11%, Avg: 6%, Last: 5%
 6mth 25d skew Min: 2%, Max: 7%, Avg: 5%, Last: 3%

ETH 25d Skew, 1m



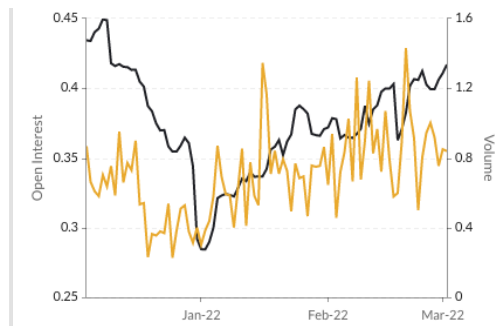
1wk 25d skew Min: 3%, Max: 18%, Avg: 10%, Last: 10%
 1mth 25d skew Min: 5%, Max: 17%, Avg: 10%, Last: 10%
 3mth 25d skew Min: 5%, Max: 12%, Avg: 8%, Last: 6%
 6mth 25d skew Min: 3%, Max: 8%, Avg: 5%, Last: 3%

BTC Put/Call Ratios, 3m



Open Interest Min: 0.43, Max: 0.69, Avg: 0.57, Last: 0.58
 Volume Min: 0.37, Max: 1.32, Avg: 0.77, Last: 0.87

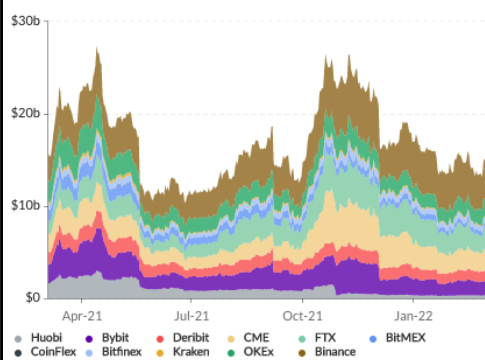
ETH Put/Call Ratios, 3m



Open Interest Min: 0.28, Max: 0.45, Avg: 0.37, Last: 0.42
 Volume Min: 0.23, Max: 1.43, Avg: 0.70, Last: 0.84

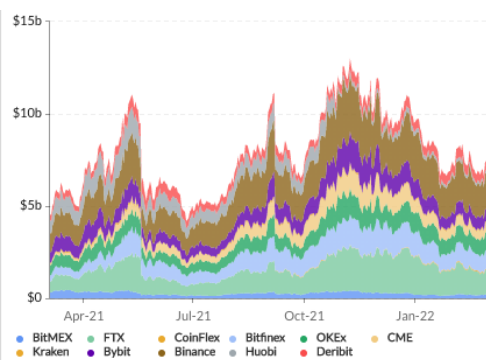
Crypto Futures

BTC Aggregate Open Interest, 1y



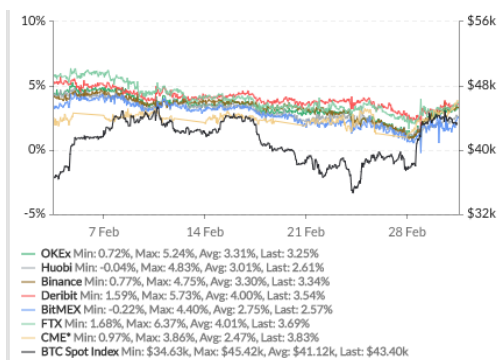
Huobi, Bybit, Deribit, CME, FTX, BitMEX, CoinFlex, Bitfinex, Kraken, OKEx, Binance

ETH Aggregate Open Interest, 1y



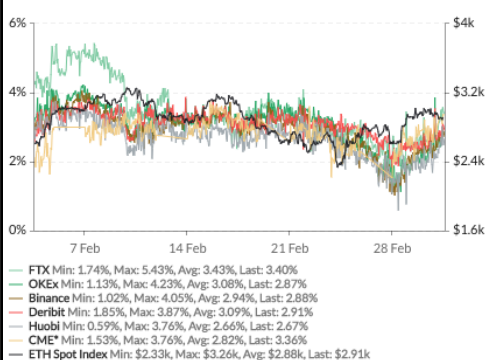
BitMEX, FTX, CoinFlex, Bitfinex, OKEx, Kraken, Bybit, Binance, Huobi, Deribit, CME

BTC Annlzd Rolling 3m Basis, 1m



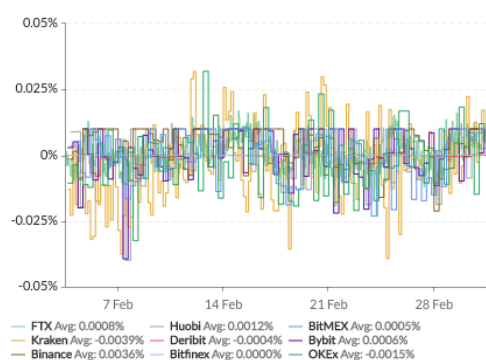
OKEx Min: 0.72%, Max: 5.24%, Avg: 3.31%, Last: 3.25%
 Huobi Min: -0.04%, Max: 4.83%, Avg: 3.01%, Last: 2.61%
 Binance Min: 0.77%, Max: 4.75%, Avg: 3.30%, Last: 3.34%
 Deribit Min: 1.59%, Max: 5.73%, Avg: 4.00%, Last: 3.54%
 BitMEX Min: -0.22%, Max: 4.40%, Avg: 2.75%, Last: 2.57%
 FTX Min: 1.68%, Max: 6.37%, Avg: 4.01%, Last: 3.69%
 CME* Min: 0.97%, Max: 3.86%, Avg: 2.47%, Last: 3.83%
 BTC Spot Index Min: \$34.63k, Max: \$45.42k, Avg: \$41.12k, Last: \$43.40k

ETH Annlzd Rolling 3m Basis, 1m



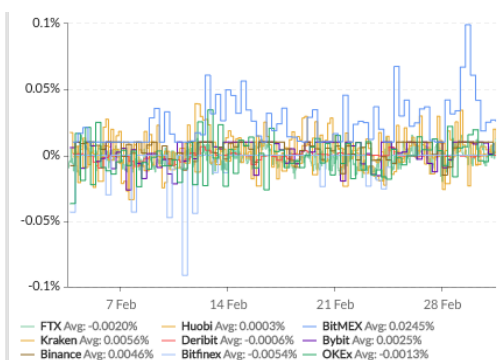
FTX Min: 1.74%, Max: 5.43%, Avg: 3.43%, Last: 3.40%
 OKEx Min: 1.13%, Max: 4.23%, Avg: 3.08%, Last: 2.87%
 Binance Min: 1.02%, Max: 4.05%, Avg: 2.94%, Last: 2.88%
 Deribit Min: 1.85%, Max: 3.87%, Avg: 2.69%, Last: 2.91%
 Huobi Min: 0.59%, Max: 3.76%, Avg: 2.66%, Last: 2.97%
 CME* Min: 1.53%, Max: 3.76%, Avg: 2.82%, Last: 3.36%
 ETH Spot Index Min: \$2.33k, Max: \$3.26k, Avg: \$2.88k, Last: \$2.91k

BTC Perp Swaps Funding, 1m



FTX Avg: 0.0008%, Huobi Avg: 0.0012%, BitMEX Avg: 0.0005%
 Kraken Avg: -0.0039%, Deribit Avg: -0.0004%, Bybit Avg: 0.0006%
 Binance Avg: 0.00036%, Bitfinex Avg: 0.0000%, OKEx Avg: -0.0015%

ETH Perp Swaps Funding, 1m



FTX Avg: -0.0020%, Huobi Avg: 0.0003%, BitMEX Avg: 0.00245%
 Kraken Avg: 0.0056%, Deribit Avg: -0.0006%, Bybit Avg: 0.0025%
 Binance Avg: 0.00046%, Bitfinex Avg: -0.0054%, OKEx Avg: -0.0013%



Market Update - March 3, 2022

About GSR

GSR is a global leader in digital asset trading, market making, OTC derivatives, and investments. We operate in a culture of excellence and leverage our first-rate reputation, deep relationships and proprietary trading technology to move swiftly and capitalize on market opportunities.

GSR's experienced team brings together decades of institutional trading expertise, while our industry-leading proprietary technology stack anchors everything we do.

Our main service areas are: market making; proprietary and algorithmic trading; client execution; structured products; risk management solutions; and portfolio investments.

For more information or if we can help with anything, please see gsr.io or contact us at gsr@gsr.io.

Required Disclosures

This material is a product of the GSR Sales and Trading Department. It is not a product of a Research Department, not a research report, and not subject to all of the independence and disclosure standards applicable to research reports prepared pursuant to FINRA or CFTC research rules. This material is not independent of the Firm's proprietary interests, which may conflict with your interests. The Firm trades instruments discussed in this material for its own account. The author may have consulted with the Firm's traders and other personnel, who may have already traded based on the views expressed in this material, may trade contrary to the views expressed in this material, and may have positions in other instruments discussed herein. This material is intended only for institutional investors. Solely for purposes of the CFTC's rules and to the extent this material discusses derivatives, this material is a solicitation for entering into a derivatives transaction and should not be considered to be a derivatives research report.

This material is provided solely for informational purposes, is intended for your use only and does not constitute an offer or commitment, a solicitation of an offer or comment (except as noted for CFTC purposes), or any advice or recommendation, to enter into or conclude any transaction (whether on the indicative terms shown or otherwise), or to provide investment services in any state or country where such an offer or solicitation or provision would be illegal.

Information is based on sources considered to be reliable, but not guaranteed to be accurate or complete. Any opinions or estimates expressed herein reflect a judgment made as of the date of publication, and are subject to change without notice. Trading and investing in digital assets involves significant risks including price volatility and illiquidity and may not be suitable for all investors. GSR will not be liable whatsoever for any direct or consequential loss arising from the use of this Information. Copyright of this Information belongs to GSR. Neither this Information nor any copy thereof may be taken or rented or redistributed, directly or indirectly, without prior written permission of GSR. Not a solicitation to U.S. Entities or individuals for securities in any form. If you are such an entity, you must close this page.

Sources

CoinGecko	Santiment	DefiPulse	WoldCoinIndex.com	Yahoo
CoinMarketCap	Skew	TradingView	Investing.com	Google
		DefiLlama		