

Crypto Leaderboard

Rank	Name	Ticker	Price	1h	24h	7d	24h Vol \$m	MC \$m	1-Year Chart
1	Bitcoin	BTC	\$38,976	0%	0%	2%	18,877	734,521	
2	Ethereum	ETH	\$2,615	1%	-1%	-2%	11,586	309,356	
3	Tether	USDT	\$1.00	0%	0%	0%	43,959	80,019	
4	BNB	BNB	\$382	0%	1%	5%	1,292	63,779	
5	USD Coin	USDC	\$1.00	0%	0%	0%	2,898	52,591	
6	XRP	XRP	\$0.75	0%	1%	4%	3,828	35,812	
7	Terra	LUNA	\$82	0%	-2%	14%	2,139	30,412	
8	Solana	SOL	\$85	1%	-3%	-1%	1,472	26,918	
9	Cardano	ADA	\$0.84	1%	-1%	-3%	723	26,756	
10	Avalanche	AVAX	\$76	0%	0%	0%	779	19,989	

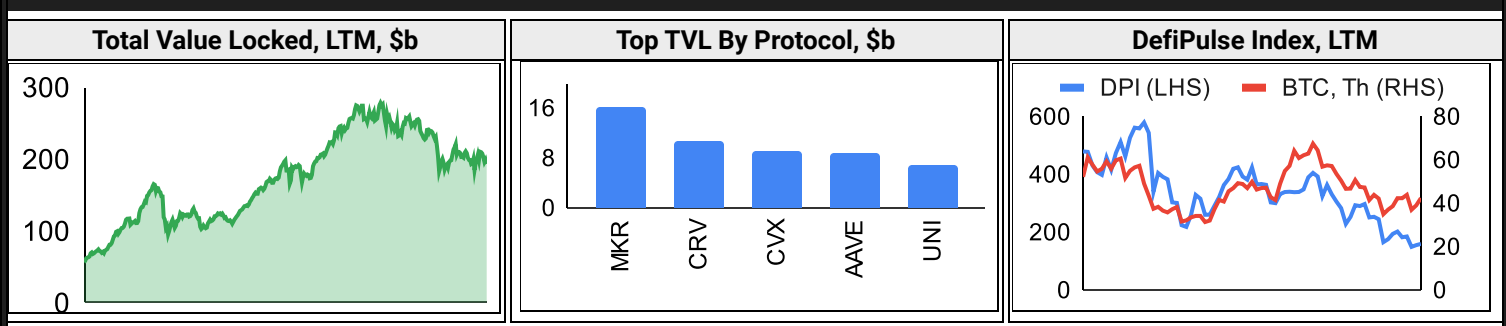
Top & Bottom Performers - Top 100 Tokens

24h		7 Days		30 Days		90 Days		365 Days	
WAVES	9%	WAVES	79%	WAVES	96%	LEO	47%	KICK	50,764%
AR	3%	RUNE	32%	LUNA	49%	NEAR	33%	SHIB	25,893%
CELO	3%	JUNO	27%	XRP	12%	LUNA	20%	DREP	19,712%
KSM	3%	CHZ	22%	LEO	12%	ATOM	18%	AXS	1,725%
CHZ	-7%	FIL	-9%	SUSHI	-37%	TEL	-58%	CTC	-84%
CVX	-8%	LEO	-11%	PERP	-39%	KSM	-58%	SUSHI	-84%
FXS	-8%	UNI	-12%	HEX	-45%	PERP	-64%	XEM	-86%
ANC	-14%	HEART	-18%	PRIV	-53%	SAFEMOON	-70%	ICP	-96%

Category Performance

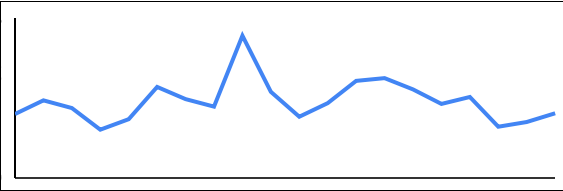
Category	1d	7d	30d	90d	365d	Ecosystem	1d	7d	30d	90d	365d
CEXs	1%	-7%	-7%	-8%	128%	Terra	2%	9%	92%	-40%	-57%
Meme	0%	-10%	-7%	-33%	13,012%	Cosmos	1%	-3%	-6%	-31%	27%
Smart Contract	2%	-10%	-10%	-33%	85%	Avalanche	2%	-6%	-1%	-50%	-45%
Defi	1%	-11%	-17%	-37%	7%	BSC	1%	-9%	-10%	-47%	3%
NFTs	1%	-11%	-20%	-41%	304%	Solana	2%	-9%	-17%	-26%	58%
Privacy	2%	-11%	-16%	-41%	-44%	Polygon	1%	-9%	-11%	-45%	-12%
DEX / B&L	0%	-11%	-26%	-45%	-57%	Polkadot	1%	-9%	-22%	1%	275%
IoT	2%	-12%	-23%	-47%	-43%	xDAI	1%	-12%	-26%	-8%	90%
DAOs	2%	-12%	-22%	-41%	-60%						
Gaming	1%	-13%	-20%	-47%	742%						
Dist. Computing	2%	-14%	-22%	-48%	50%						

Defi

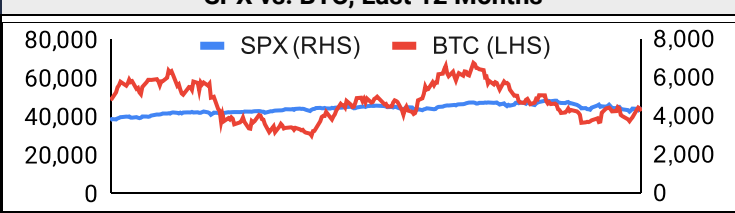


Trading Volume

Aggregate Volumes by Product, \$b					Top Derivatives Exchanges, \$m and bps				Top Spot Exchanges, \$m			
	1d	7d	30d	O/I	Exchange	1d Vol	O/I	Mkr	Tkr	Exchange	Score	1d Vol
Spot	36	303	1,300	n/a	Binance	56,489	11,600	2.0	4.0	Binance	9.9	16,248
Perpetuals	295	2,260	12,640	24	OKX	20,772	3,714	2.0	5.0	Coinbase	8.5	3,380
Futures	1	6	58	2	BitCoke	10,922	735	2.0	4.0	FTX	8.4	2,147
Options	1	7	29	11	Bitget	9,606	2,655	2.0	6.0	Kraken	8.1	1,186

20 Day Volume - Top 100 Tokens, \$b				Top Volume, 1d, \$m		Top Volume, %20d Avg		Low Volume, %20d Avg	
				USDT	50,823	YFI	198%	PRIV	24.12%
				BTC	23,372	CCXX	148%	BTT	34%
				ETH	11,069	WAVES	145%	NEO	42%
				BUSD	4,000	CHZ	133%	MANA	45%
				BCH	3,592	CELO	129%	PAX	46%

Traditional Finance

Global Equity Markets							SPX vs. BTC, Last 12 Months	
	SPX	N100	FTSE	DAX	NIKKEI	HSI		
1D	-1%	-3%	-3%	-3%	-2%	-2%		
7D	-1%	-9%	-6%	-10%	-6%	-1%		
90D	-8%	-15%	-5%	-20%	-13%	-7%		
365D	13%	1%	4%	-18%	-12%	-9%		

10-Year Treasury Yields							Commodities & FX					
	US	Brazil	UK	Ger	Japan	HK	Last	WTI	Gas	Gold	EUR/USD	USD/JPY
Last	1.79%	11.37%	1.28%	-0.03%	0.15%	1.67%	Last	111	4.9	1,949	1.09	115.4
1d Chg	-0.053	+0.050	-0.02	-0.0525	-0.006	-0.048	1d % Chg	+3.	+2.92%	+0.66%	-1.13%	-0.02%

Crypto News

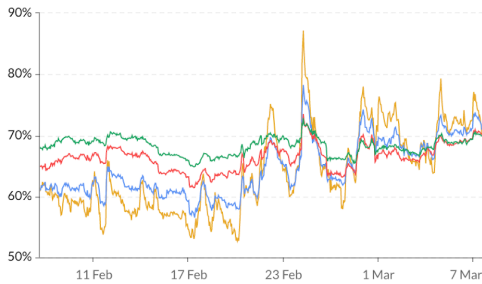
- [First Mover Asia: China to Widen Test of Digital Yuan as Russia Invasion Spotlights Crypto's Potential Role; Cryptos Decline - CoinDesk](#)
- [Rate hikes, CPI and war in Europe — 5 things to watch in Bitcoin this week - Cointelegraph](#)
- [Could sanctions on Russia open the door for China's digital yuan? - South China Morning Post](#)
- ['A Bigger Earthquake Than SWIFT'—What The Russia PayPal, Visa And Mastercard Ban Means For Bitcoin And Crypto Amid Ext - CoinDesk](#)
- [Why Cryptocurrency Fantom Is Crashing on Sunday - The Motley Fool](#)
- [Dozens of Tokens Tumble as Prolific Developer Andre Cronje Calls It Quits - CoinDesk](#)
- [FTX expands to Europe with CySEC approval - Cointelegraph](#)
- [Coinbase proposes crypto tech to promote global sanctions compliance - Cointelegraph](#)
- [KyberSwap DEX launches on layer-2 network Arbitrum - Cointelegraph](#)
- [Institutions increase exposure to Grayscale Bitcoin Trust as GBTC discount nears 30% - Cointelegraph](#)
- [Crypto donations to Ukraine top \\$37M, eBay eyes crypto payments and South Korea allocates \\$187M to the metaverse: Hodler's - CoinDesk](#)
- [Binance Sets Up Its Own Fiat-to-Crypto Payments Provider - CoinDesk](#)
- [Convex Finance Bug Causes CVX Token to Sink on Forced Token Unlock - CoinDesk](#)
- [Mickey Mantle Baseball Card NFT Sells for \\$471K in OpenSea Auction - CoinDesk](#)
- [Bitcoin Miner Mawson Signs Second Hosting Deal in a Week - CoinDesk](#)
- [Philippines central bank to launch CBDC research effort - TheBlock](#)
- [Healthcare giant CVS files for NFTs and virtual goods trademark - TheBlock](#)



Market Update - March 7, 2022

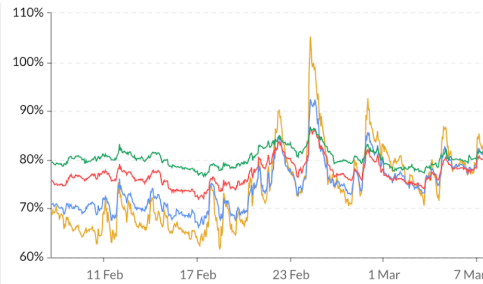
Crypto Options

BTC ATM Implied Vol, 1m



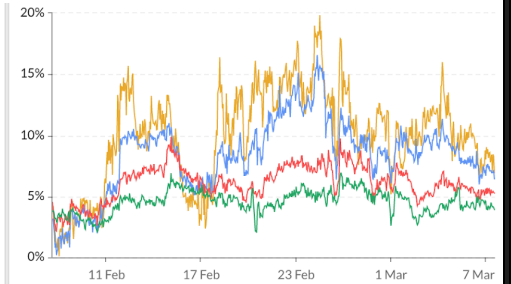
1wk ATM Vol Min: 52.7%, Max: 87.2%, Avg: 63.9%, Last: 70.3%
 1mth ATM Vol Min: 56.5%, Max: 78.3%, Avg: 64.5%, Last: 71.0%
 3mth ATM Vol Min: 61.4%, Max: 73.5%, Avg: 66.4%, Last: 70.2%
 6mth ATM Vol Min: 64.8%, Max: 72.8%, Avg: 68.3%, Last: 69.9%

ETH ATM Implied Vol, 1m



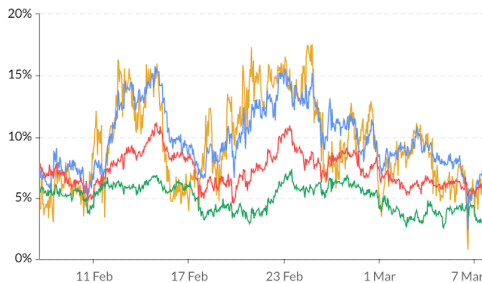
1wk ATM Vol Min: 62%, Max: 105%, Avg: 74%, Last: 79%
 1mth ATM Vol Min: 66%, Max: 92%, Avg: 75%, Last: 80%
 3mth ATM Vol Min: 72%, Max: 87%, Avg: 77%, Last: 80%
 6mth ATM Vol Min: 77%, Max: 87%, Avg: 80%, Last: 82%

BTC 25d Skew, 1m



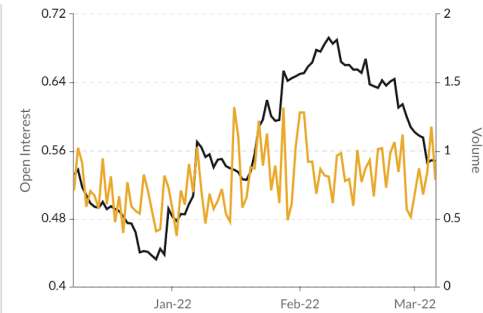
1wk 25d skew Min: 0%, Max: 20%, Avg: 10%, Last: 7%
 1mth 25d skew Min: 0%, Max: 17%, Avg: 8%, Last: 6%
 3mth 25d skew Min: 2%, Max: 10%, Avg: 6%, Last: 5%
 6mth 25d skew Min: 2%, Max: 7%, Avg: 5%, Last: 4%

ETH 25d Skew, 1m



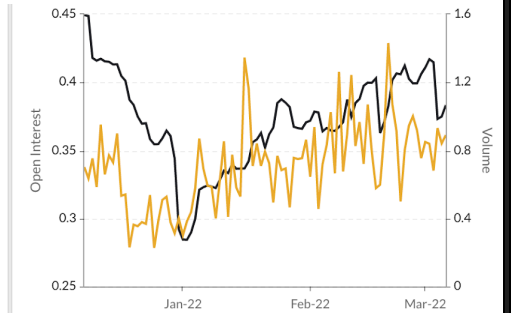
1wk 25d skew Min: 1%, Max: 18%, Avg: 9%, Last: 5%
 1mth 25d skew Min: 2%, Max: 16%, Avg: 10%, Last: 7%
 3mth 25d skew Min: 5%, Max: 11%, Avg: 7%, Last: 6%
 6mth 25d skew Min: 3%, Max: 7%, Avg: 5%, Last: 3%

BTC Put/Call Ratios, 3m



Open Interest Min: 0.43, Max: 0.69, Avg: 0.57, Last: 0.55
 Volume Min: 0.37, Max: 1.32, Avg: 0.78, Last: 0.78

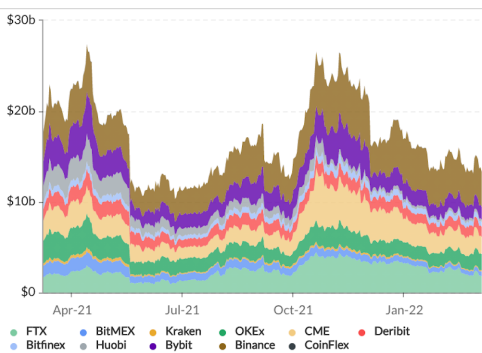
ETH Put/Call Ratios, 3m



Open Interest Min: 0.28, Max: 0.45, Avg: 0.37, Last: 0.38
 Volume Min: 0.23, Max: 1.43, Avg: 0.71, Last: 0.89

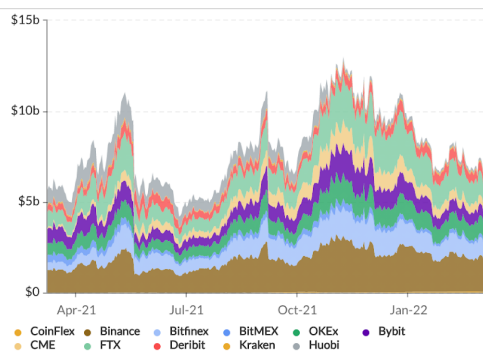
Crypto Futures

BTC Aggregate Open Interest, 1y



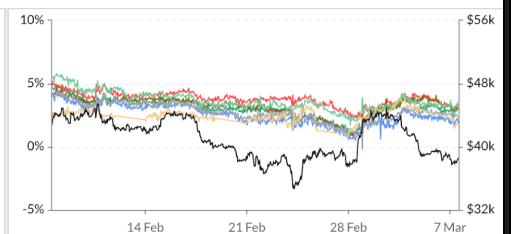
FTX, BitMEX, Kraken, OKEx, CME, Deribit, Bitfinex, Huobi, Bybit, Binance, CoinFlex

ETH Aggregate Open Interest, 1y



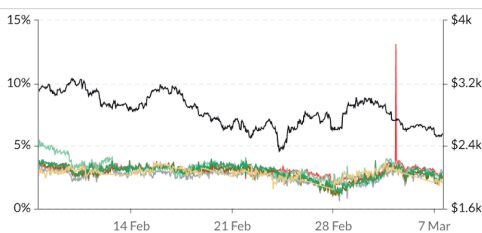
CoinFlex, Binance, Bitfinex, BitMEX, OKEx, Bybit, CME, FTX, Deribit, Kraken, Huobi

BTC Annlzd Rolling 3m Basis, 1m



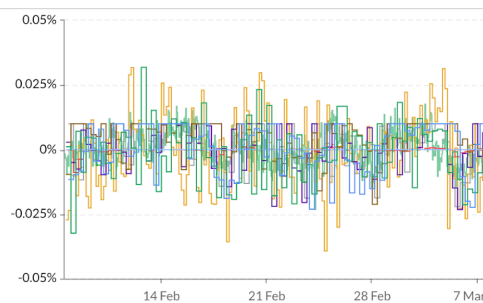
OKEx Min: 0.72%, Max: 4.89%, Avg: 3.11%, Last: 2.96%
 Deribit Min: 1.59%, Max: 5.11%, Avg: 3.80%, Last: 3.25%
 Binance Min: 0.77%, Max: 4.75%, Avg: 3.19%, Last: 3.02%
 FTX Min: 1.68%, Max: 5.84%, Avg: 3.65%, Last: 3.24%
 BitMEX Min: -0.22%, Max: 4.38%, Avg: 2.53%, Last: 1.85%
 Huobi Min: -0.04%, Max: 4.40%, Avg: 2.78%, Last: 2.37%
 CME* Min: 0.97%, Max: 3.89%, Avg: 2.52%, Last: 1.88%
 BTC Spot Index Min: \$34.63k, Max: \$45.42k, Avg: \$41.04k, Last: \$38.60k

ETH Annlzd Rolling 3m Basis, 1m



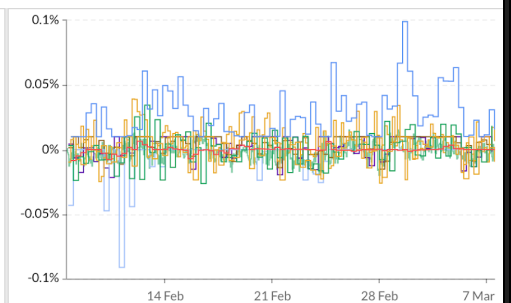
Deribit Min: 1.85%, Max: 13.12%, Avg: 3.09%, Last: 2.86%
 Huobi Min: 0.59%, Max: 3.66%, Avg: 2.58%, Last: 2.50%
 FTX Min: 1.74%, Max: 5.43%, Avg: 3.20%, Last: 2.83%
 Binance Min: 1.02%, Max: 3.91%, Avg: 2.83%, Last: 2.45%
 OKEx Min: 1.13%, Max: 3.99%, Avg: 2.96%, Last: 2.47%
 BitMEX Min: ∞%, Max: ∞%, Avg: NaN, Last: 0.00%
 CME* Min: 1.53%, Max: 3.76%, Avg: 2.86%, Last: 2.03%
 ETH Spot Index Min: \$2.33k, Max: \$3.26k, Avg: \$2.84k, Last: \$2.56k

BTC Perp Swaps Funding, 1m



FTX Avg: 0.0006% Huobi Avg: 0.0013% BitMEX Avg: 0.0008%
 Kraken Avg: -0.0015% Deribit Avg: -0.0003% Bybit Avg: 0.0012%
 Binance Avg: 0.00035% Bitfinex Avg: 0% OKEx Avg: -0.0017%

ETH Perp Swaps Funding, 1m



FTX Avg: -0.0021% Bybit Avg: 0.00030% Binance Avg: 0.0043%
 Bitfinex Avg: -0.0045% Kraken Avg: 0.0057% OKEx Avg: -0.0001%
 Huobi Avg: 0.0008% BitMEX Avg: 0.0272% Deribit Avg: -0.0003%



Market Update – March 7, 2022

About GSR

GSR is a global leader in digital asset trading, market making, OTC derivatives, and investments. We operate in a culture of excellence and leverage our first-rate reputation, deep relationships and proprietary trading technology to move swiftly and capitalize on market opportunities.

GSR's experienced team brings together decades of institutional trading expertise, while our industry-leading proprietary technology stack anchors everything we do.

Our main service areas are: market making; proprietary and algorithmic trading; client execution; structured products; risk management solutions; and portfolio investments.

For more information or if we can help with anything, please see gsr.io or contact us at gsr@gsr.io.

Required Disclosures

This material is a product of the GSR Sales and Trading Department. It is not a product of a Research Department, not a research report, and not subject to all of the independence and disclosure standards applicable to research reports prepared pursuant to FINRA or CFTC research rules. This material is not independent of the Firm's proprietary interests, which may conflict with your interests. The Firm trades instruments discussed in this material for its own account. The author may have consulted with the Firm's traders and other personnel, who may have already traded based on the views expressed in this material, may trade contrary to the views expressed in this material, and may have positions in other instruments discussed herein. This material is intended only for institutional investors. Solely for purposes of the CFTC's rules and to the extent this material discusses derivatives, this material is a solicitation for entering into a derivatives transaction and should not be considered to be a derivatives research report.

This material is provided solely for informational purposes, is intended for your use only and does not constitute an offer or commitment, a solicitation of an offer or comment (except as noted for CFTC purposes), or any advice or recommendation, to enter into or conclude any transaction (whether on the indicative terms shown or otherwise), or to provide investment services in any state or country where such an offer or solicitation or provision would be illegal.

Information is based on sources considered to be reliable, but not guaranteed to be accurate or complete. Any opinions or estimates expressed herein reflect a judgment made as of the date of publication, and are subject to change without notice. Trading and investing in digital assets involves significant risks including price volatility and illiquidity and may not be suitable for all investors. GSR will not be liable whatsoever for any direct or consequential loss arising from the use of this Information. Copyright of this Information belongs to GSR. Neither this Information nor any copy thereof may be taken or rented or redistributed, directly or indirectly, without prior written permission of GSR. Not a solicitation to U.S. Entities or individuals for securities in any form. If you are such an entity, you must close this page.

Sources

CoinGecko	Santiment	DefiPulse	WoldCoinIndex.com	Yahoo
CoinMarketCap	Skew	TradingView	Investing.com	Google
		DefiLlama		