

Crypto Leaderboard

| Rank | Name | Ticker | Price | 1h | 24h | 7d | 24h Vol \$m | MC \$m | 1-Year Chart |
|------|-----------|--------|----------|----|-----|------|-------------|---------|--------------|
| 1 | Bitcoin | BTC | \$39,359 | 0% | -6% | -11% | 25,869 | 745,713 | |
| 2 | Ethereum | ETH | \$2,608 | 0% | -5% | -12% | 13,362 | 312,368 | |
| 3 | Tether | USDT | \$1.00 | 0% | 0% | 0% | 53,624 | 80,124 | |
| 4 | Binance | BNB | \$374 | 0% | -6% | -9% | 1,591 | 62,838 | |
| 5 | USD//Coin | USDC | \$1.00 | 0% | 0% | 0% | 3,241 | 52,425 | |
| 6 | Ripple | XRP | \$0.74 | 0% | -2% | -4% | 3,954 | 35,299 | |
| 7 | Terra | LUNA | \$95 | 0% | -3% | 4% | 3,879 | 34,495 | |
| 8 | Solana | SOL | \$82.59 | 0% | -6% | -18% | 1,851 | 26,638 | |
| 9 | Cardano | ADA | \$0.81 | 0% | -4% | -14% | 796 | 25,995 | |
| 10 | Avalanche | AVAX | \$73 | 0% | -6% | -12% | 1,020 | 19,445 | |

Top & Bottom Performers - Top 100 Tokens

| 24h | | 7 Days | | 30 Days | | 90 Days | | 365 Days | |
|-------|------|--------|------|----------|------|----------|------|----------|---------|
| XEC | 9% | WAVES | 46% | WAVES | 149% | WAVES | 67% | KICK | 49,377% |
| RUNE | 6% | SNX | 14% | LUNA | 67% | LEO | 57% | SHIB | 25,224% |
| MIOTA | 3% | ZEC | 7% | RUNE | 4% | LUNA | 57% | DREP | 15,915% |
| LEO | 3% | AR | 6% | CEL | 2% | ATOM | 24% | HEX | 1,411% |
| FTM | -8% | HEART | -24% | PERP | -41% | KSM | -55% | CTC | -84% |
| JUNO | -9% | CVX | -24% | CCXX | -44% | FIL | -55% | GRT | -84% |
| AR | -10% | FXS | -27% | SAFEMOON | -48% | PERP | -57% | XEM | -84% |
| XMR | -12% | FTM | -36% | PRIV | -52% | SAFEMOON | -70% | ICP | -97% |

Category Performance

| Category | 1d | 7d | 30d | 90d | 365d | Ecosystem | 1d | 7d | 30d | 90d | 365d |
|-----------------|-----|------|------|------|---------|-----------|-----|------|------|------|------|
| Privacy | -4% | 0% | -13% | -27% | -39% | Terra | -7% | 14% | 82% | -38% | -60% |
| DEX / B&L | -5% | -6% | -24% | -35% | -57% | Cosmos | -5% | -2% | -6% | -27% | 9% |
| IoT | -2% | -6% | -25% | -39% | -44% | Avalanche | -3% | -4% | -8% | -43% | -49% |
| CEXs | -3% | -6% | -14% | -4% | 114% | Solana | -5% | -5% | -13% | -35% | 4% |
| Smart Contract | -5% | -6% | -13% | -23% | 73% | Polkadot | -4% | -7% | -25% | -20% | 37% |
| NFTs | -5% | -7% | -28% | -35% | 184% | Polygon | -5% | -8% | -16% | -40% | -21% |
| DAOs | -5% | -8% | -22% | -32% | -60% | BSC | -4% | -10% | -17% | 11% | 227% |
| Defi | -5% | -8% | -17% | -26% | -1% | xDAI | -5% | -10% | -29% | -5% | 75% |
| Dist. Computing | -4% | -9% | -27% | -43% | 15% | | | | | | |
| Meme | -4% | -9% | -26% | -30% | 12,666% | | | | | | |
| Gaming | -5% | -11% | -33% | -42% | 491% | | | | | | |

Defi

Total Value Locked, LTM, \$b

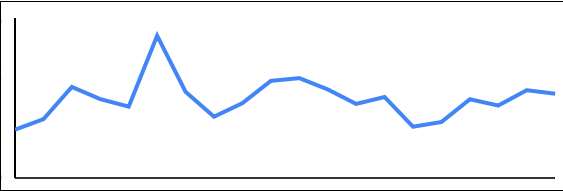
Top TVL By Protocol, \$b

| Protocol | TVL (\$b) |
|----------|-----------|
| MKR | ~14 |
| CRV | ~10 |
| CVX | ~8 |
| AAVE | ~8 |
| UNI | ~6 |

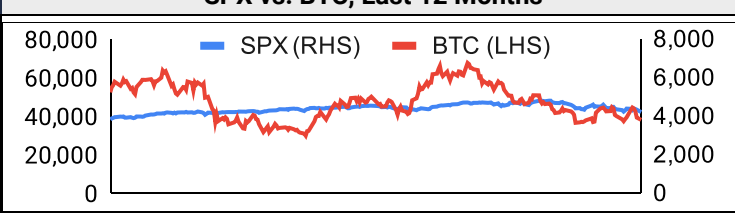
DefiPulse Index, LTM

Trading Volume

| Aggregate Volumes by Product, \$b | | | | | Top Derivatives Exchanges, \$m and bps | | | | Top Spot Exchanges, \$m | | | |
|-----------------------------------|-----|-------|--------|-----|--|--------|--------|------|-------------------------|----------|-------|--------|
| | 1d | 7d | 30d | O/I | Exchange | 1d Vol | O/I | Mkr | Tkr | Exchange | Score | 1d Vol |
| Spot | 49 | 291 | 1,310 | n/a | Binance | 57,611 | 11,803 | 2.0 | 4.0 | Binance | 9.9 | 16,059 |
| Perpetuals | 314 | 2,150 | 12,820 | 24 | OKX | 21,974 | 1,594 | 2.0 | 5.0 | Coinbase | 8.5 | 3,030 |
| Futures | 1 | 4 | 54 | 2 | Bybit | 9,049 | 2,831 | -2.5 | 7.5 | FTX | 8.4 | 1,891 |
| Options | 0 | 6 | 28 | 0 | Bitget | 8,738 | 2,945 | 2.0 | 6.0 | Kraken | 8.0 | 1,050 |

| 20 Day Volume - Top 100 Tokens, \$b | | | | Top Volume, 1d, \$m | | Top Volume, %20d Avg | | Low Volume, %20d Avg | |
|--|--|--|--|---------------------|--------|----------------------|------|----------------------|--------|
|  | | | | USDT | 66,560 | BTG | 358% | PRIV | 34.75% |
| | | | | BTC | 31,683 | WAVES | 287% | BTT | 36% |
| | | | | ETH | 13,203 | SNX | 280% | SAFEMOON | 43% |
| | | | | BUSD | 5,344 | RUNE | 246% | MANA | 52% |
| | | | | LUNA | 5,114 | ZIL | 245% | FLOW | 57% |

Traditional Finance

| Global Equity Markets | | | | | | | SPX vs. BTC, Last 12 Months | |
|-----------------------|-----|------|------|------|--------|-----|---|--|
| | SPX | N100 | FTSE | DAX | NIKKEI | HSI |  | |
| 1D | 3% | -3% | -1% | -3% | 4% | 1% | | |
| 7D | -2% | -3% | -2% | 1% | -1% | -1% | | |
| 90D | -9% | -12% | -3% | -15% | -10% | -7% | | |
| 365D | 10% | 0% | 5% | -15% | -12% | -9% | | |

| 10-Year Treasury Yields | | | | | | | Commodities & FX | | | | | |
|-------------------------|--------|--------|---------|---------|--------|--------|------------------|-----|--------|--------|---------|---------|
| | US | Brazil | UK | Ger | Japan | HK | Last | WTI | Gas | Gold | EUR/USD | USD/JPY |
| Last | 1.97% | 11.88% | 1.53% | 0.27% | 0.19% | 1.79% | Last | 112 | 4.6 | 2,011 | 1.11 | 115.9 |
| 1d Chg | +0.026 | 0 | +0.0050 | +0.0815 | -0.003 | +0.049 | 1d % Chg | +3. | +1.39% | +1.15% | +0.08% | +0.11% |

Crypto News

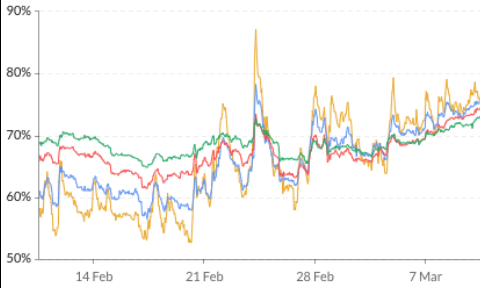
- [Bitcoin Reverses Wednesday's Gain Ahead of ECB Rate Decision, US Inflation - CoinDesk](#)
- [CBDCs in the Americas: Implications, Opportunities and Adoption - Ripple](#)
- [Conservative Candidate Yoon Suk-Yeol Wins South Korea's Presidential Election - CoinDesk](#)
- [LimeWire makes a comeback after a decade with an NFT marketplace - Cointelegraph](#)
- [Romanian central bank approves blockchain firm Elrond to buy Twispay - Cointelegraph](#)
- [Ethereum gas fees drop to lowest levels since August 2021 - Cointelegraph](#)
- [CBDCs will not impact private stablecoin market, says Tether CTO - Cointelegraph](#)
- [THORChain spikes by 34% after activating synthetic assets - Cointelegraph](#)
- [Sanctions on Russia and Belarus will include crypto — European Commission - Cointelegraph](#)
- [Crypto.com airdrops LeBron James NFT collection to eagle-eyed Super Bowl ad viewers - Cointelegraph](#)
- [FTX Hires Former WB Gaming Exec to Lead Gaming Partnerships - CoinDesk](#)
- [USDF Stablecoin Consortium Adds 3 More Banks - CoinDesk](#)
- [Crypto Miners to Benefit From Biden's Executive Order: Jefferies - CoinDesk](#)
- [Ukraine Has Received Close to \\$100M in Crypto Donations - CoinDesk](#)
- [FTX floats institutional business, recruits former Coinbase executive - TheBlock](#)
- [White House releases text of Biden's crypto-focused executive order - TheBlock](#)
- [Ethereum Layer 2 developer StarkWare is raising funds at a \\$6 billion valuation: report - TheBlock](#)



Market Update - March 10, 2022

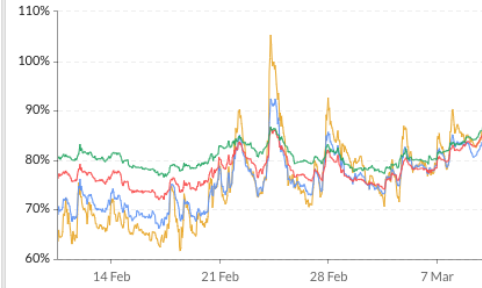
Crypto Options

BTC ATM Implied Vol, 1m



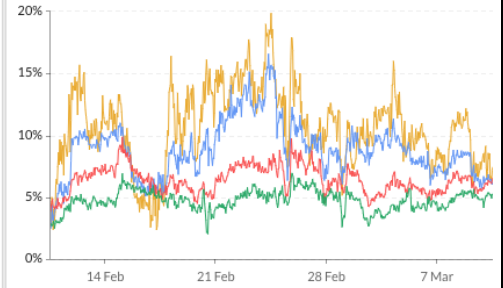
1wk ATM Vol Min: 52.7%, Max: 87.2%, Avg: 65.6%, Last: 76.9%
 1mth ATM Vol Min: 56.5%, Max: 78.3%, Avg: 65.8%, Last: 75.8%
 3mth ATM Vol Min: 61.4%, Max: 74.5%, Avg: 67.1%, Last: 74.5%
 6mth ATM Vol Min: 64.8%, Max: 73.1%, Avg: 68.5%, Last: 73.1%

ETH ATM Implied Vol, 1m



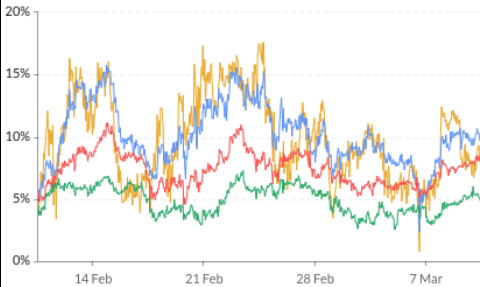
1wk ATM Vol Min: 62%, Max: 105%, Avg: 76%, Last: 85%
 1mth ATM Vol Min: 66%, Max: 92%, Avg: 76%, Last: 84%
 3mth ATM Vol Min: 72%, Max: 87%, Avg: 78%, Last: 85%
 6mth ATM Vol Min: 77%, Max: 87%, Avg: 81%, Last: 87%

BTC 25d Skew, 1m



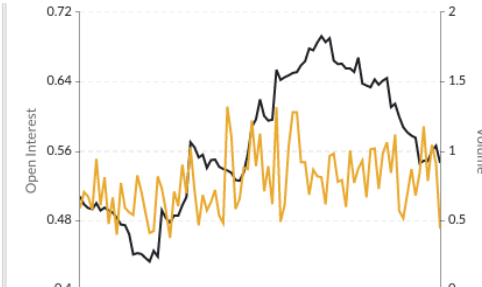
1wk 25d skew Min: 2%, Max: 20%, Avg: 11%, Last: 7%
 1mth 25d skew Min: 2%, Max: 17%, Avg: 9%, Last: 6%
 3mth 25d skew Min: 4%, Max: 10%, Avg: 6%, Last: 7%
 6mth 25d skew Min: 2%, Max: 7%, Avg: 5%, Last: 5%

ETH 25d Skew, 1m



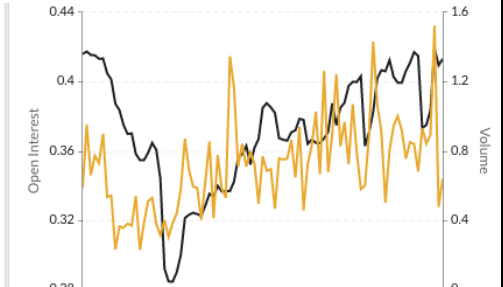
1wk 25d skew Min: 1%, Max: 18%, Avg: 10%, Last: 10%
 1mth 25d skew Min: 2%, Max: 16%, Avg: 10%, Last: 10%
 3mth 25d skew Min: 5%, Max: 11%, Avg: 7%, Last: 8%
 6mth 25d skew Min: 3%, Max: 7%, Avg: 5%, Last: 5%

BTC Put/Call Ratios, 3m



Open Interest Min: 0.43, Max: 0.69, Avg: 0.57, Last: 0.55
 Volume Min: 0.37, Max: 1.32, Avg: 0.78, Last: 0.44

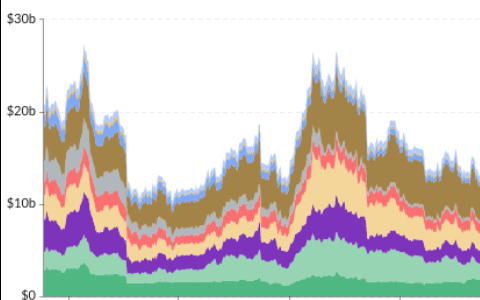
ETH Put/Call Ratios, 3m



Open Interest Min: 0.28, Max: 0.42, Avg: 0.37, Last: 0.41
 Volume Min: 0.23, Max: 1.52, Avg: 0.71, Last: 0.64

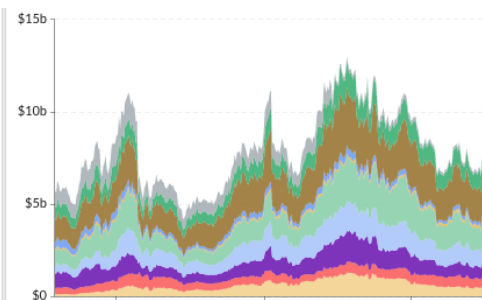
Crypto Futures

BTC Aggregate Open Interest, 1y



OKEx, FTX, Bybit, CME, Deribit, Huobi, Binance, BitMEX, Kraken, Bitfinex, CoinFlex

ETH Aggregate Open Interest, 1y



CME, Deribit, Bybit, Bitfinex, FTX, CoinFlex, BitMEX, Binance, OKEx, Huobi, Kraken

BTC Annlzd Rolling 3m Basis, 1m



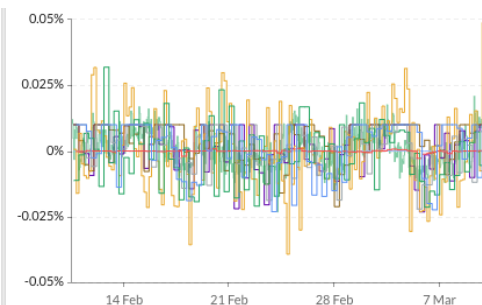
BitMEX Min: -0.22%, Max: 4.03%, Avg: 2.34%, Last: 1.72%
 Deribit Min: 1.59%, Max: 4.96%, Avg: 3.67%, Last: 3.16%
 OKEx Min: 0.72%, Max: 4.25%, Avg: 2.98%, Last: 2.63%
 FTX Min: 1.68%, Max: 5.26%, Avg: 3.47%, Last: 3.01%
 Huobi Min: -0.04%, Max: 4.09%, Avg: 2.63%, Last: 2.29%
 Binance Min: 0.77%, Max: 4.14%, Avg: 3.09%, Last: 2.38%
 CME* Min: 0.97%, Max: 3.89%, Avg: 2.46%, Last: 2.71%
 BTC Spot Index Min: \$34.63k, Max: \$45.42k, Avg: \$40.60k, Last: \$39.09k

ETH Annlzd Rolling 3m Basis, 1m



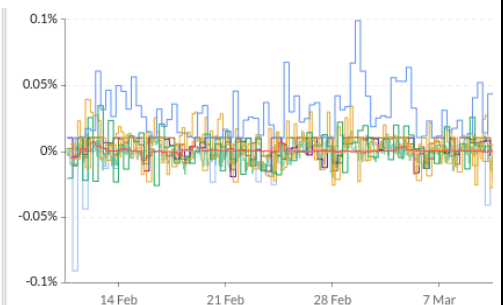
Huobi Min: 0.59%, Max: 3.42%, Avg: 2.52%, Last: 2.48%
 FTX Min: 1.74%, Max: 4.13%, Avg: 3.02%, Last: 2.63%
 Binance Min: 1.02%, Max: 3.73%, Avg: 2.74%, Last: 2.08%
 OKEx Min: 1.13%, Max: 3.99%, Avg: 2.89%, Last: 2.69%
 Deribit Min: 1.85%, Max: 13.12%, Avg: 3.05%, Last: 2.89%
 BitMEX Min: ∞%, Max: ∞%, Avg: NaN, Last: 0.00%
 CME* Min: 1.42%, Max: 3.76%, Avg: 2.72%, Last: 2.18%
 ETH Spot Index Min: \$2.33k, Max: \$3.25k, Avg: \$2.79k, Last: \$2.59k

BTC Perp Swaps Funding, 1m



FTX Avg: 0.0009% Bybit Avg: 0.0015% Binance Avg: 0.0038%
 Bitfinex Avg: 0% Kraken Avg: -0.0001% OKEx Avg: -0.0014%
 Huobi Avg: 0.0014% BitMEX Avg: 0.0017% Deribit Avg: -0.0001%

ETH Perp Swaps Funding, 1m



FTX Avg: -0.0017% Bybit Avg: 0.0044% Binance Avg: 0.0046%
 Bitfinex Avg: -0.0042% Kraken Avg: 0.0061% OKEx Avg: 0.0008%
 Huobi Avg: 0.0007% BitMEX Avg: 0.0284% Deribit Avg: 0.0001%



Market Update – March 10, 2022

About GSR

GSR is a global leader in digital asset trading, market making, OTC derivatives, and investments. We operate in a culture of excellence and leverage our first-rate reputation, deep relationships and proprietary trading technology to move swiftly and capitalize on market opportunities.

GSR's experienced team brings together decades of institutional trading expertise, while our industry-leading proprietary technology stack anchors everything we do.

Our main service areas are: market making; proprietary and algorithmic trading; client execution; structured products; risk management solutions; and portfolio investments.

For more information or if we can help with anything, please see gsr.io or contact us at gsr@gsr.io.

Required Disclosures

This material is a product of the GSR Sales and Trading Department. It is not a product of a Research Department, not a research report, and not subject to all of the independence and disclosure standards applicable to research reports prepared pursuant to FINRA or CFTC research rules. This material is not independent of the Firm's proprietary interests, which may conflict with your interests. The Firm trades instruments discussed in this material for its own account. The author may have consulted with the Firm's traders and other personnel, who may have already traded based on the views expressed in this material, may trade contrary to the views expressed in this material, and may have positions in other instruments discussed herein. This material is intended only for institutional investors. Solely for purposes of the CFTC's rules and to the extent this material discusses derivatives, this material is a solicitation for entering into a derivatives transaction and should not be considered to be a derivatives research report.

This material is provided solely for informational purposes, is intended for your use only and does not constitute an offer or commitment, a solicitation of an offer or comment (except as noted for CFTC purposes), or any advice or recommendation, to enter into or conclude any transaction (whether on the indicative terms shown or otherwise), or to provide investment services in any state or country where such an offer or solicitation or provision would be illegal.

Information is based on sources considered to be reliable, but not guaranteed to be accurate or complete. Any opinions or estimates expressed herein reflect a judgment made as of the date of publication, and are subject to change without notice. Trading and investing in digital assets involves significant risks including price volatility and illiquidity and may not be suitable for all investors. GSR will not be liable whatsoever for any direct or consequential loss arising from the use of this Information. Copyright of this Information belongs to GSR. Neither this Information nor any copy thereof may be taken or rented or redistributed, directly or indirectly, without prior written permission of GSR. Not a solicitation to U.S. Entities or individuals for securities in any form. If you are such an entity, you must close this page.

Sources

| | | | | |
|---------------|-----------|-------------|-------------------|--------|
| CoinGecko | Santiment | DefiPulse | WoldCoinIndex.com | Yahoo |
| CoinMarketCap | Skew | TradingView | Investing.com | Google |
| | | DefiLlama | | |