

Crypto Leaderboard

Rank	Name	Ticker	Price	1h	24h	7d	24h Vol \$m	MC \$m	1-Year Chart
1	Bitcoin	BTC	\$39,594	-1%	0%	-7%	25,873	752,272	
2	Ethereum	ETH	\$2,639	-1%	1%	-7%	13,216	316,696	
3	Tether	USDT	\$1.00	0%	0%	0%	50,983	80,141	
4	Binance	BNB	\$375	-1%	1%	-7%	1,267	63,164	
5	USD//Coin	USDC	\$1.00	0%	0%	0%	3,089	52,610	
6	Terra	LUNA	\$97.36	-2%	2%	8%	4,703	36,689	
7	Ripple	XRP	\$1	-1%	1%	-2%	3,642	35,626	
8	Solana	SOL	\$83.09	-1%	1%	-13%	1,537	26,839	
9	Cardano	ADA	\$0.81	-1%	0%	-10%	697	26,017	
10	Avalanche	AVAX	\$76	-1%	3%	-4%	1,108	20,168	

Top & Bottom Performers - Top 100 Tokens

24h		7 Days		30 Days		90 Days		365 Days	
STX	33%	WAVES	45%	WAVES	121%	WAVES	66%	KICK	49,541%
RUNE	21%	STX	19%	LUNA	70%	LUNA	62%	SHIB	25,050%
KDA	15%	ZEC	19%	RUNE	23%	LEO	57%	DREP	16,916%
ZEC	14%	SNX	15%	ZEC	21%	ATOM	15%	HEX	1,369%
OMI	-3%	ANC	-23%	TEL	-43%	TEL	-57%	XEM	-84%
SNX	-4%	HEART	-27%	ONE	-43%	PERP	-59%	SUSHI	-84%
MIOTA	-6%	FXS	-32%	SAFEMOON	-55%	SAFEMOON	-70%	CTC	-84%
HEART	-12%	FTM	-33%	PRIV	-87%	PRIV	-76%	ICP	-97%

Category Performance

Category	1d	7d	30d	90d	365d	Ecosystem	1d	7d	30d	90d	365d
Privacy	-2%	13%	-11%	-28%	-39%	Terra	1%	25%	80%	-40%	-60%
DEX / B&L	1%	3%	-23%	-37%	-54%	Cosmos	1%	8%	-5%	-30%	%
IoT	0%	3%	-28%	-42%	-49%	Solana	0%	1%	-18%	-45%	-50%
NFTs	0%	0%	-29%	-37%	148%	Polkadot	0%	1%	-26%	-38%	-2%
Defi	1%	0%	-17%	-29%	2%	Avalanche	1%	0%	-8%	-19%	39%
Smart Contract	0%	0%	-15%	-26%	70%	xDAI	0%	-2%	-29%	-43%	-21%
CEXs	0%	0%	-15%	-7%	109%	Polygon	0%	-3%	-18%	18%	241%
DAOs	-1%	-1%	-25%	-36%	-60%	BSC	0%	-3%	-19%	-6%	72%
Dist. Computing	3%	-1%	-25%	-44%	23%						
Gaming	0%	-4%	-32%	-44%	416%						
Meme	0%	-4%	-29%	-33%	12,580%						

Defi

Total Value Locked, LTM, \$b

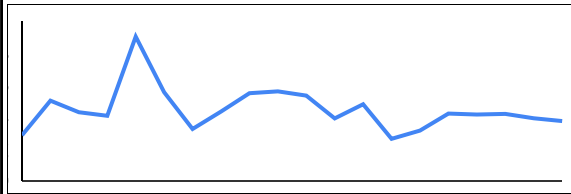
Top TVL By Protocol, \$b

DefiPulse Index, LTM

Trading Volume

Aggregate Volumes by Product, \$b					Top Derivatives Exchanges, \$m and bps					Top Spot Exchanges, \$m		
	1d	7d	30d	O/I	Exchange	1d Vol	O/I	Mkr	Tkr	Exchange	Score	1d Vol
Spot	47	296	1,320	n/a	Binance	60,951	11,636	2.0	4.0	Binance	9.9	16,367
Perpetuals	332	2,220	12,590	25	OKX	20,843	1,675	2.0	5.0	Coinbase	8.3	2,465
Futures	1	5	53	2	Bybit	10,947	2,890	-2.5	7.5	FTX	8.3	1,691
Options	0	5	27	0	Bitget	8,798	3,107	2.0	6.0	Kraken	7.9	935

20 Day Volume - Top 100 Tokens, \$b



Top Volume, 1d, \$m

USDT	63,593
BTC	30,880
ETH	12,963
LUNA	6,215
BUSD	5,409

Top Volume, %20d Avg

STX	938%
RUNE	259%
ZEC	229%
ZIL	208%
HBTC	205%

Low Volume, %20d Avg

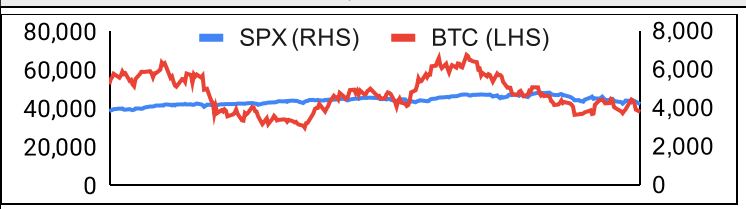
PRIV	0.00%
SAFEMOON	35%
TEL	37%
MANA	48%
ONE	55%

Traditional Finance

Global Equity Markets

	SPX	N100	FTSE	DAX	NIKKEI	HSI
1D	0%	2%	1%	3%	-2%	-2%
7D	-2%	4%	3%	3%	0%	-1%
90D	-9%	-9%	0%	-17%	-12%	-7%
365D	8%	2%	7%	-18%	-15%	-9%

SPX vs. BTC, Last 12 Months



10-Year Treasury Yields

	US	Brazil	UK	Ger	Japan	HK
Last	2.01%	12.00%	1.54%	0.30%	0.18%	1.84%
1d Chg	+0.002	0	+0.0150	+0.0240	-0.004	-0.049

Commodities & FX

	WTI	Gas	Gold	EUR/USD	USD/JPY
Last	106	4.7	1,978	1.10	116.9
1d % Chg	+0.	+2.03%	-1.13%	+0.08%	+0.64%

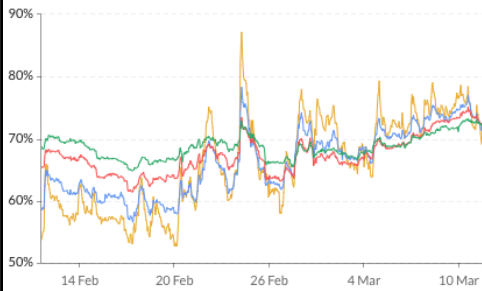
Crypto News

- [Bitcoin spikes above \\$40K as Russia sees 'positive shifts' in Ukraine war dialogue - Cointelegraph](#)
- [Jamaica Offers Free Money to Digital Currency's First Adopters - Bloomberg](#)
- [Stripe, FTX Partner For Bitcoin Business Payments - Bitcoin Magazine](#)
- [Bill From 'Bitcoin Senator' Lummis Would Alter Capital Gains Landscape for Crypto - Decrypt](#)
- [Celo foundation proposes to deploy Uniswap V3 on its native blockchain - Cointelegraph](#)
- [FCA issues termination order for Bitcoin ATMs - Cointelegraph](#)
- [Polygon network suffers from extended service outage after upgrade - Cointelegraph](#)
- [US Labor Dept warns of crypto risks in retirement plans - Cointelegraph](#)
- [Princeton launches blockchain research initiative with \\$20M from crypto-alumni - Cointelegraph](#)
- [Chainalysis launches free sanctions screening tools - Cointelegraph](#)
- [Ethereum's 'consensus layer' contract hits 10M ETH staked - Cointelegraph](#)
- [Bessemer Commits \\$250M to Web 3, Launches DAO - CoinDesk](#)
- [China's Digital Yuan Targeted in New Bill From 9 GOP Senators - CoinDesk](#)
- [FTX.US Derivatives Seeks CFTC Approval to Clear Margin Trades Directly for Customers - CoinDesk](#)
- [eBay Teases 'Digital Wallet' in Investor Presentation as Crypto Rumors Swirl - CoinDesk](#)
- [ECB's Lagarde Supports Acceleration of Digital Euro Work - CoinDesk](#)
- [Popular Denim Brand Diesel to Drop First NFTs on Rarible - CoinDesk](#)



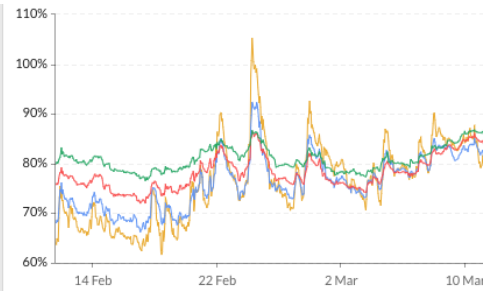
Crypto Options

BTC ATM Implied Vol, 1m



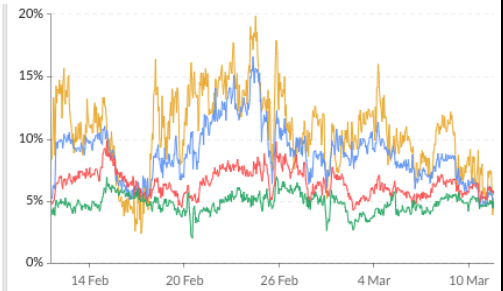
1wk ATM Vol Min: 52.7%, Max: 87.2%, Avg: 66.1%, Last: 72.4%
 1mth ATM Vol Min: 56.5%, Max: 78.3%, Avg: 66.3%, Last: 72.2%
 3mth ATM Vol Min: 61.4%, Max: 75.2%, Avg: 67.3%, Last: 72.6%
 6mth ATM Vol Min: 64.8%, Max: 73.2%, Avg: 68.7%, Last: 72.3%

ETH ATM Implied Vol, 1m



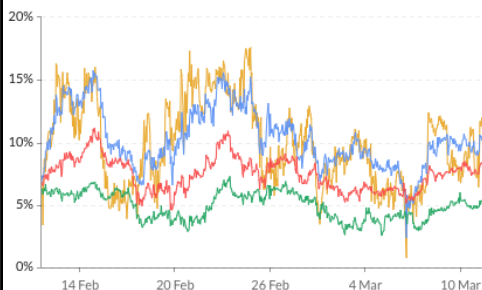
1wk ATM Vol Min: 62%, Max: 105%, Avg: 76%, Last: 80%
 1mth ATM Vol Min: 66%, Max: 92%, Avg: 76%, Last: 80%
 3mth ATM Vol Min: 72%, Max: 87%, Avg: 78%, Last: 83%
 6mth ATM Vol Min: 77%, Max: 87%, Avg: 81%, Last: 86%

BTC 25d Skew, 1m



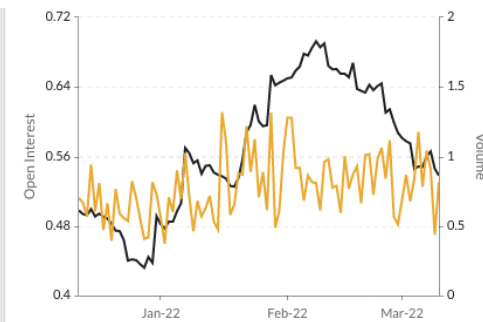
1wk 25D skew Min: 2%, Max: 20%, Avg: 11%, Last: 5%
 1mth 25D skew Min: 4%, Max: 17%, Avg: 9%, Last: 4%
 3mth 25D skew Min: 4%, Max: 10%, Avg: 6%, Last: 6%
 6mth 25D skew Min: 2%, Max: 7%, Avg: 5%, Last: 5%

ETH 25d Skew, 1m



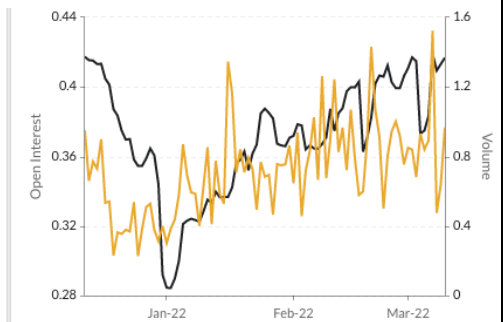
1wk 25D skew Min: 1%, Max: 18%, Avg: 10%, Last: 11%
 1mth 25D skew Min: 2%, Max: 16%, Avg: 10%, Last: 10%
 3mth 25D skew Min: 5%, Max: 11%, Avg: 7%, Last: 8%
 6mth 25D skew Min: 3%, Max: 7%, Avg: 5%, Last: 5%

BTC Put/Call Ratios, 3m



Open Interest Min: 0.43, Max: 0.69, Avg: 0.57, Last: 0.54
 Volume Min: 0.37, Max: 1.32, Avg: 0.78, Last: 0.81

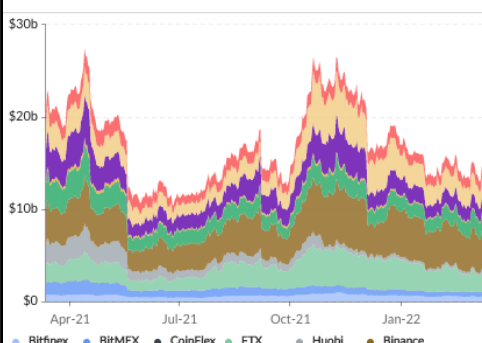
ETH Put/Call Ratios, 3m



Open Interest Min: 0.28, Max: 0.42, Avg: 0.37, Last: 0.42
 Volume Min: 0.23, Max: 1.52, Avg: 0.72, Last: 0.97

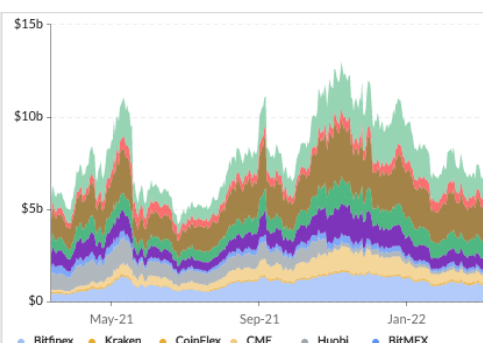
Crypto Futures

BTC Aggregate Open Interest, 1y



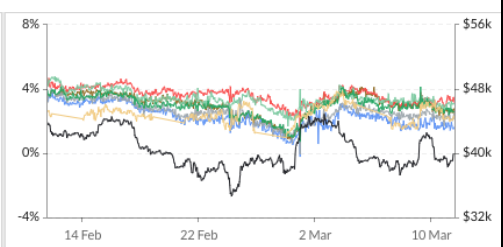
Bitfinex, BitMEX, Kraken, CoinFlex, Bybit, CME, Huobi, Deribit, Binance

ETH Aggregate Open Interest, 1y



Bitfinex, Kraken, CoinFlex, CME, Huobi, BitMEX, Bybit, OKEx, Binance, Deribit, FTX

BTC Annlzd Rolling 3m Basis, 1m



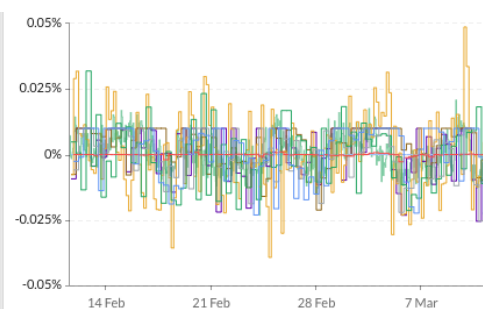
Binance Min: 0.77%, Max: 4.14%, Avg: 3.05%, Last: 2.75%
 BitMEX Min: -0.22%, Max: 3.74%, Avg: 2.27%, Last: 1.62%
 Deribit Min: 1.59%, Max: 4.67%, Avg: 3.62%, Last: 3.16%
 FTX Min: 1.68%, Max: 4.78%, Avg: 3.40%, Last: 3.06%
 Huobi Min: -0.04%, Max: 4.04%, Avg: 2.58%, Last: 2.12%
 OKEx Min: 0.72%, Max: 4.14%, Avg: 2.94%, Last: 2.58%
 CME* Min: 0.97%, Max: 3.89%, Avg: 2.44%, Last: 2.55%
 BTC Spot Index Min: \$34.63k, Max: \$44.84k, Avg: \$40.42k, Last: \$39.91k

ETH Annlzd Rolling 3m Basis, 1m



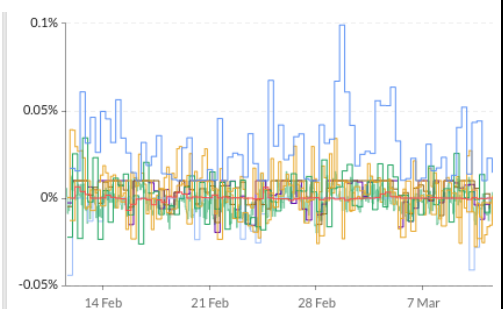
OKEx Min: 1.13%, Max: 3.99%, Avg: 2.87%, Last: 2.81%
 Huobi Min: 0.59%, Max: 3.42%, Avg: 2.51%, Last: 2.12%
 Binance Min: 1.02%, Max: 3.73%, Avg: 2.72%, Last: 2.36%
 Deribit Min: 1.85%, Max: 13.12%, Avg: 3.03%, Last: 2.66%
 FTX Min: 1.74%, Max: 4.13%, Avg: 2.99%, Last: 2.91%
 CME* Min: 1.42%, Max: 3.76%, Avg: 2.68%, Last: 2.32%
 ETH Spot Index Min: \$2.33k, Max: \$3.18k, Avg: \$2.77k, Last: \$2.65k

BTC Perp Swaps Funding, 1m



FTX Avg: 0.0005% Bybit Avg: 0.0010% Binance Avg: 0.0033%
 Bitfinex Avg: 0% Kraken Avg: 0.0000% OKEx Avg: -0.0016%
 Huobi Avg: 0.0007% BitMEX Avg: 0.0011% Deribit Avg: -0.0001%

ETH Perp Swaps Funding, 1m



FTX Avg: -0.0018% Bybit Avg: 0.0039% Binance Avg: 0.0045%
 Bitfinex Avg: -0.0031% Kraken Avg: 0.0053% OKEx Avg: 0.0010%
 Huobi Avg: 0.0003% BitMEX Avg: 0.0028% Deribit Avg: 0.0002%



Market Update – March 11, 2022

About GSR

GSR is a global leader in digital asset trading, market making, OTC derivatives, and investments. We operate in a culture of excellence and leverage our first-rate reputation, deep relationships and proprietary trading technology to move swiftly and capitalize on market opportunities.

GSR's experienced team brings together decades of institutional trading expertise, while our industry-leading proprietary technology stack anchors everything we do.

Our main service areas are: market making; proprietary and algorithmic trading; client execution; structured products; risk management solutions; and portfolio investments.

For more information or if we can help with anything, please see gsr.io or contact us at gsr@gsr.io.

Required Disclosures

This material is a product of the GSR Sales and Trading Department. It is not a product of a Research Department, not a research report, and not subject to all of the independence and disclosure standards applicable to research reports prepared pursuant to FINRA or CFTC research rules. This material is not independent of the Firm's proprietary interests, which may conflict with your interests. The Firm trades instruments discussed in this material for its own account. The author may have consulted with the Firm's traders and other personnel, who may have already traded based on the views expressed in this material, may trade contrary to the views expressed in this material, and may have positions in other instruments discussed herein. This material is intended only for institutional investors. Solely for purposes of the CFTC's rules and to the extent this material discusses derivatives, this material is a solicitation for entering into a derivatives transaction and should not be considered to be a derivatives research report.

This material is provided solely for informational purposes, is intended for your use only and does not constitute an offer or commitment, a solicitation of an offer or comment (except as noted for CFTC purposes), or any advice or recommendation, to enter into or conclude any transaction (whether on the indicative terms shown or otherwise), or to provide investment services in any state or country where such an offer or solicitation or provision would be illegal.

Information is based on sources considered to be reliable, but not guaranteed to be accurate or complete. Any opinions or estimates expressed herein reflect a judgment made as of the date of publication, and are subject to change without notice. Trading and investing in digital assets involves significant risks including price volatility and illiquidity and may not be suitable for all investors. GSR will not be liable whatsoever for any direct or consequential loss arising from the use of this Information. Copyright of this Information belongs to GSR. Neither this Information nor any copy thereof may be taken or rented or redistributed, directly or indirectly, without prior written permission of GSR. Not a solicitation to U.S. Entities or individuals for securities in any form. If you are such an entity, you must close this page.

Sources

CoinGecko	Santiment	DefiPulse	WoldCoinIndex.com	Yahoo
CoinMarketCap	Skew	TradingView	Investing.com	Google
		DefiLlama		