

Crypto Leaderboard

Rank	Name	Ticker	Price	1h	24h	7d	24h Vol \$m	MC \$m	1-Year Chart
1	Bitcoin	BTC	\$40,546	0%	5%	5%	29,593	769,826	
2	Ethereum	ETH	\$2,684	0%	6%	4%	15,362	321,871	
3	Tether	USDT	\$1.00	0%	0%	0%	50,965	80,126	
4	Binance	BNB	\$377	0%	3%	-1%	1,352	63,425	
5	USD//Coin	USDC	\$1.00	0%	0%	0%	3,673	52,272	
6	Ripple	XRP	\$0.77	0%	2%	7%	3,633	37,012	
7	Terra	LUNA	\$90	-1%	-2%	5%	2,664	33,100	
8	Solana	SOL	\$83.86	-1%	4%	2%	1,616	27,077	
9	Cardano	ADA	\$0.81	0%	2%	1%	844	26,006	
10	Polkadot	DOT	\$18	0%	5%	8%	651	19,901	

Top & Bottom Performers - Top 100 Tokens

24h		7 Days		30 Days		90 Days		365 Days	
FTM	13%	RUNE	70%	WAVES	213%	LEO	65%	KICK	47,254%
WAVES	13%	XIDO	65%	RUNE	69%	WAVES	56%	SHIB	35,332%
CVX	11%	WAVES	30%	LUNA	66%	LUNA	39%	DREP	12,012%
XRD	10%	GRT	25%	ZEC	17%	ATOM	25%	HEX	869%
LUNA	-2%	FTM	-10%	CCXX	-41%	CAKE	-56%	CTC	-84%
HEART	-4%	CELO	-10%	HEX	-43%	PERP	-58%	FLOW	-84%
XIDO	-7%	OMI	-24%	PRIV	-51%	TEL	-64%	SUSHI	-85%
RUNE	-10%	HEART	-59%	SAFEMOON	-63%	SAFEMOON	-68%	ICP	-97%

Category Performance

Category	1d	7d	30d	90d	365d	Ecosystem	1d	7d	30d	90d	365d
Defi	1%	-2%	-4%	-27%	-23%	BSC	2%	-1%	-9%	-33%	-58%
CEXs	1%	-2%	-8%	-5%	116%	xDAI	1%	-1%	-17%	-23%	-12%
DEX / B&L	1%	-3%	-10%	-34%	-52%	Cosmos	1%	-1%	4%	-40%	-59%
Gaming	3%	-3%	-18%	-40%	299%	Polygon	2%	-3%	-8%	-34%	8%
IoT	1%	-5%	-17%	-42%	-52%	Solana	2%	-3%	1%	-18%	-1%
Privacy	2%	-5%	-6%	-24%	-41%	Polkadot	2%	-3%	-16%	-39%	-31%
Smart Contract	2%	-5%	-3%	-26%	48%	Avalanche	1%	-4%	-7%	2%	83%
Dist. Computing	0%	-6%	-14%	-38%	-3%	Terra	0%	-19%	50%	-14%	57%
DAOs	2%	-6%	-14%	-32%	-61%						
Meme	1%	-7%	-24%	-33%	17713%						
NFTs	1%	-9%	-22%	-40%	92%						

Defi

Total Value Locked, LTM, \$b

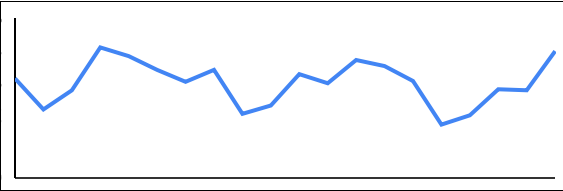
Top TVL By Protocol, \$b

Protocol	TVL (\$b)
MKR	~15
CRV	~10
CVX	~8
AAVE	~8
UNI	~6

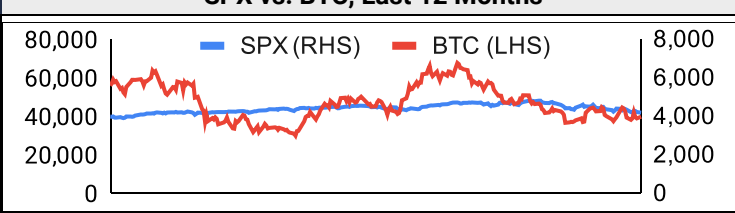
DefiPulse Index, LTM

Trading Volume

Aggregate Volumes by Product, \$b					Top Derivatives Exchanges, \$m and bps				Top Spot Exchanges, \$m			
	1d	7d	30d	O/I	Exchange	1d Vol	O/I	Mkr	Tkr	Exchange	Score	1d Vol
Spot	49	293	1,300	n/a	Binance	59,194	12,646	2.0	4.0	Binance	9.9	17,109
Perpetuals	113	2,380	12,290	26	OKX	19,805	1,579	2.0	5.0	Coinbase	8.4	2,767
Futures	1	5	44	2	Bitget	10,568	2,912	2.0	6.0	FTX	8.3	2,050
Options	0	1	23	0	Bybit	10,085	3,078	-2.5	7.5	Kraken	8.0	993

20 Day Volume - Top 100 Tokens, \$b					Top Volume, 1d, \$m		Top Volume, %20d Avg		Low Volume, %20d Avg	
					USDT	35,743	GRT	364%	ATOM	78%
					AVAX	1,119	BTC	139%	AVAX	81%
					LTC	867	HOT	125%	VET	87%
					ATOM	792	LEO	122%	XLM	98%
					GRT	475	LTC	113%	BSV	111%

Traditional Finance

Global Equity Markets							SPX vs. BTC, Last 12 Months	
	SPX	N100	FTSE	DAX	NIKKEI	HSI		
1D	0%	0%	0%	0%	0%	0%		
7D	0%	3%	1%	0%	0%	-1%		
90D	-9%	-6%	0%	-14%	-10%	-7%		
365D	8%	5%	7%	-14%	-14%	-9%		

10-Year Treasury Yields							Commodities & FX					
	US	Brazil	UK	Ger	Japan	HK	Last	WTI	Gas	Gold	EUR/USD	USD/JPY
Last	2.17%	12.21%	1.62%	0.39%	0.20%	1.96%	Last	97	4.7	1,920	1.10	118.3
1d Chg	+0.009	-0.053	+0.0465	+0.0575	-0.003	-0.05	1d % Chg	+0.	+2.06%	-0.52%	+0.45%	+0.03%

Crypto News

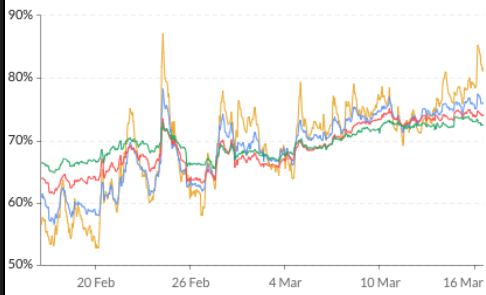
- [China's digital yuan could challenge the dollar in international trade this decade, fintech expert predicts - CNBC](#)
- [Bitcoin well positioned to help governments create cheaper CBDCs: Deloitte - Cointelegraph](#)
- [Two years since the COVID-19 crash: 5 things to know in Bitcoin this week - Cointelegraph](#)
- [Bitcoin sees 'mother of all consolidations' as \\$40K BTC price squeeze fails - Cointelegraph](#)
- [Short term Bitcoin buyers transition to long term holders: Glassnode - Cointelegraph](#)
- [Blockchain forensics firm finds millions in sanctioned crypto wallet - Cointelegraph](#)
- [Binance awarded Bahrain crypto service provider license - Cointelegraph](#)
- [Ethereum 'Merge' edging closer with final Kiln testnet launch - Cointelegraph](#)
- [Motions denied for both SEC and Ripple as battle continues - Cointelegraph](#)
- [How professional Ethereum traders place bullish ETH price bets while limiting losses - Cointelegraph](#)
- [Ukrainian government launches crypto donation website with FTX, Kuna and Everstake - Cointelegraph](#)
- [Bitcoin's got 3 strikes, but investors remain calm despite price drop - Cointelegraph](#)
- [Blockchain play-and-earn games focus on building even as NFT prices fall - Cointelegraph](#)
- [Visa Looking to Hire College Students to Develop In-House Crypto Talent - CoinDesk](#)
- [Kazakhstan Crackdown Forces 106 More Crypto Mines to Close - CoinDesk](#)
- [Bitcoin Below \\$39K After EU Vote on Crypto Regulation - CoinDesk](#)
- [Bored Ape startup plans virtual land sales, APECoin token to kickstart metaverse gaming project - TheBlock](#)



Market Update - March 16, 2022

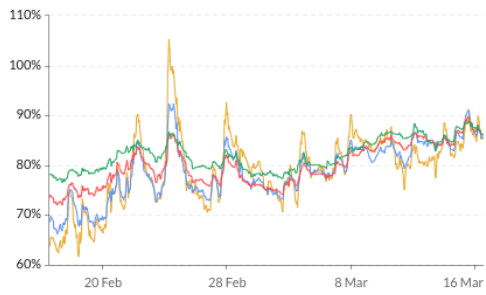
Crypto Options

BTC ATM Implied Vol, 1m



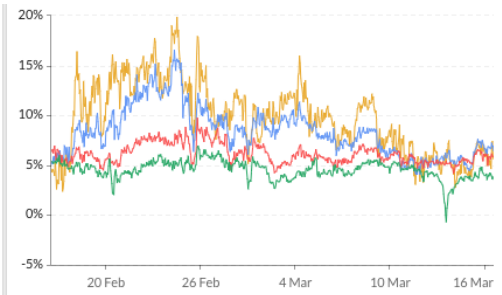
1wk ATM Vol Min: 52.7%, Max: 87.2%, Avg: 69.3%, Last: 81.7%
 1mth ATM Vol Min: 56.5%, Max: 78.3%, Avg: 68.6%, Last: 76.1%
 3mth ATM Vol Min: 61.4%, Max: 75.2%, Avg: 68.7%, Last: 74.2%
 6mth ATM Vol Min: 64.8%, Max: 73.9%, Avg: 69.4%, Last: 72.4%

ETH ATM Implied Vol, 1m



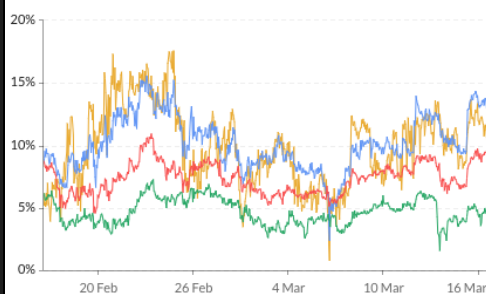
1wk ATM Vol Min: 62%, Max: 105%, Avg: 79%, Last: 85%
 1mth ATM Vol Min: 66%, Max: 92%, Avg: 79%, Last: 86%
 3mth ATM Vol Min: 72%, Max: 90%, Avg: 80%, Last: 86%
 6mth ATM Vol Min: 77%, Max: 89%, Avg: 82%, Last: 86%

BTC 25d Skew, 1m



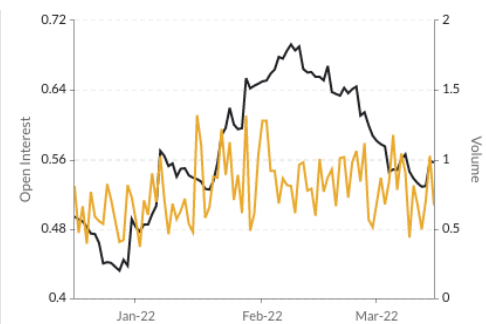
1wk 25d skew Min: 2%, Max: 20%, Avg: 10%, Last: 6%
 1mth 25d skew Min: 4%, Max: 17%, Avg: 8%, Last: 6%
 3mth 25d skew Min: 4%, Max: 10%, Avg: 6%, Last: 6%
 6mth 25d skew Min: -1%, Max: 7%, Avg: 5%, Last: 4%

ETH 25d Skew, 1m



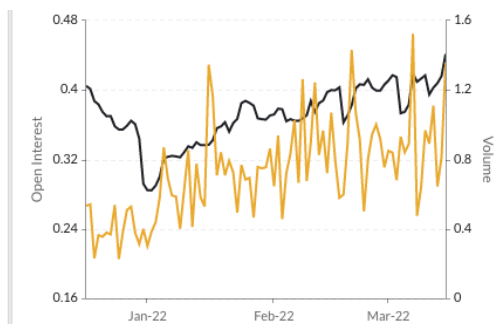
1wk 25d skew Min: 1%, Max: 18%, Avg: 10%, Last: 9%
 1mth 25d skew Min: 2%, Max: 16%, Avg: 10%, Last: 13%
 3mth 25d skew Min: 5%, Max: 11%, Avg: 7%, Last: 9%
 6mth 25d skew Min: 2%, Max: 7%, Avg: 5%, Last: 5%

BTC Put/Call Ratios, 3m



Open Interest Min: 0.43, Max: 0.69, Avg: 0.57, Last: 0.56
 Volume Min: 0.37, Max: 1.32, Avg: 0.78, Last: 0.67

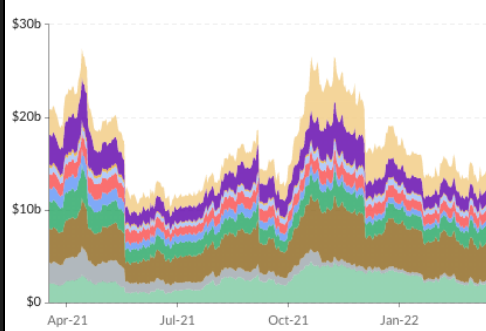
ETH Put/Call Ratios, 3m



Open Interest Min: 0.28, Max: 0.44, Avg: 0.37, Last: 0.44
 Volume Min: 0.23, Max: 1.52, Avg: 0.73, Last: 1.36

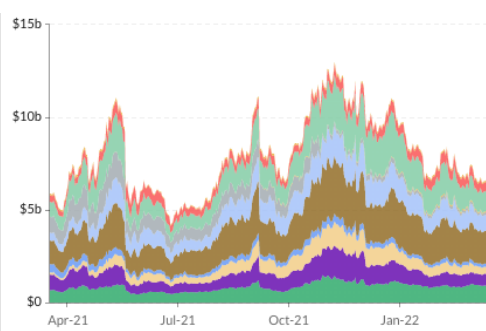
Crypto Futures

BTC Aggregate Open Interest, 1y



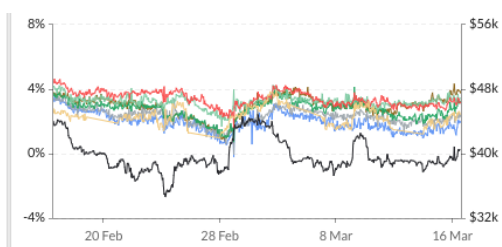
FTX, Deribit, CoinFlex, Bitfinex, Huobi, Kraken, Binance, Bybit, OKEx, BitMEX, CME

ETH Aggregate Open Interest, 1y



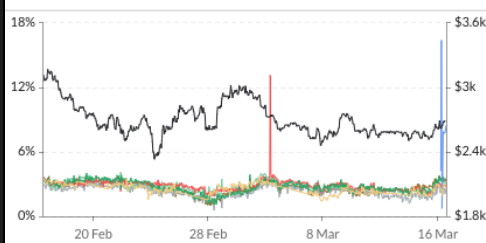
OKEx, Huobi, Bybit, CoinFlex, CME, FTX, BitMEX, Deribit, Binance, Bitfinex, Kraken

BTC Annlzd Rolling 3m Basis, 1m



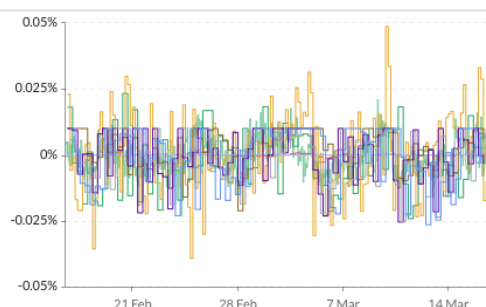
Binance Min: 0.77%, Max: 4.33%, Avg: 2.95%, Last: 3.75%
 BitMEX Min: -0.22%, Max: 3.51%, Avg: 1.94%, Last: 2.01%
 Huobi Min: -0.04%, Max: 3.64%, Avg: 2.32%, Last: 2.43%
 OKEx Min: 0.72%, Max: 4.13%, Avg: 2.72%, Last: 3.14%
 FTX Min: 1.68%, Max: 4.24%, Avg: 3.24%, Last: 3.44%
 Deribit Min: 1.59%, Max: 4.62%, Avg: 3.41%, Last: 3.19%
 CME* Min: 0.97%, Max: 3.89%, Avg: 2.35%, Last: 2.42%
 BTC Spot Index Min: \$34.63k, Max: \$44.84k, Avg: \$39.74k, Last: \$40.53k

ETH Annlzd Rolling 3m Basis, 1m



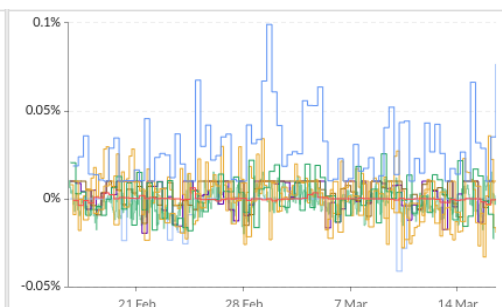
Binance Min: 1.02%, Max: 3.75%, Avg: 2.62%, Last: 3.50%
 Huobi Min: 0.59%, Max: 3.41%, Avg: 2.34%, Last: 2.14%
 FTX Min: 1.63%, Max: 4.10%, Avg: 2.83%, Last: 3.22%
 Deribit Min: 1.85%, Max: 13.12%, Avg: 2.88%, Last: 2.78%
 OKEx Min: 1.13%, Max: 3.99%, Avg: 2.75%, Last: 3.34%
 BitMEX Min: 0.74%, Max: 16.39%, Avg: 7.21%, Last: 8.48%
 CME* Min: 1.42%, Max: 3.72%, Avg: 2.56%, Last: 2.56%
 ETH Spot Index Min: \$2.33k, Max: \$3.17k, Avg: \$2.70k, Last: \$2.69k

BTC Perp Swaps Funding, 1m



BitMEX Avg: -0.0005%, OKEx Avg: -0.0024%, Deribit Avg: -0.0001%
 Kraken Avg: 0.0001%, FTX Avg: -0.0007%, Bitfinex Avg: 0%
 Binance Avg: 0.00024%, Bybit Avg: 0.0001%, Huobi Avg: -0.0012%

ETH Perp Swaps Funding, 1m



FTX Avg: -0.0022%, Bybit Avg: 0.0003%, Binance Avg: 0.0044%
 Bitfinex Avg: -0.0022%, Kraken Avg: 0.0025%, OKEx Avg: 0.0011%
 Huobi Avg: -0.0001%, BitMEX Avg: 0.0282%, Deribit Avg: 0.0000%



Market Update – March 16, 2022

About GSR

GSR is a global leader in digital asset trading, market making, OTC derivatives, and investments. We operate in a culture of excellence and leverage our first-rate reputation, deep relationships and proprietary trading technology to move swiftly and capitalize on market opportunities.

GSR's experienced team brings together decades of institutional trading expertise, while our industry-leading proprietary technology stack anchors everything we do.

Our main service areas are: market making; proprietary and algorithmic trading; client execution; structured products; risk management solutions; and portfolio investments.

For more information or if we can help with anything, please see gsr.io or contact us at gsr@gsr.io.

Required Disclosures

This material is a product of the GSR Sales and Trading Department. It is not a product of a Research Department, not a research report, and not subject to all of the independence and disclosure standards applicable to research reports prepared pursuant to FINRA or CFTC research rules. This material is not independent of the Firm's proprietary interests, which may conflict with your interests. The Firm trades instruments discussed in this material for its own account. The author may have consulted with the Firm's traders and other personnel, who may have already traded based on the views expressed in this material, may trade contrary to the views expressed in this material, and may have positions in other instruments discussed herein. This material is intended only for institutional investors. Solely for purposes of the CFTC's rules and to the extent this material discusses derivatives, this material is a solicitation for entering into a derivatives transaction and should not be considered to be a derivatives research report.

This material is provided solely for informational purposes, is intended for your use only and does not constitute an offer or commitment, a solicitation of an offer or comment (except as noted for CFTC purposes), or any advice or recommendation, to enter into or conclude any transaction (whether on the indicative terms shown or otherwise), or to provide investment services in any state or country where such an offer or solicitation or provision would be illegal.

Information is based on sources considered to be reliable, but not guaranteed to be accurate or complete. Any opinions or estimates expressed herein reflect a judgment made as of the date of publication, and are subject to change without notice. Trading and investing in digital assets involves significant risks including price volatility and illiquidity and may not be suitable for all investors. GSR will not be liable whatsoever for any direct or consequential loss arising from the use of this Information. Copyright of this Information belongs to GSR. Neither this Information nor any copy thereof may be taken or rented or redistributed, directly or indirectly, without prior written permission of GSR. Not a solicitation to U.S. Entities or individuals for securities in any form. If you are such an entity, you must close this page.

Sources

CoinGecko	Santiment	DefiPulse	WoldCoinIndex.com	Yahoo
CoinMarketCap	Skew	TradingView	Investing.com	Google
		DefiLlama		