

Crypto Leaderboard

Rank	Name	Ticker	Price	1h	24h	7d	24h Vol \$m	MC \$m	1-Year Chart
1	Bitcoin	BTC	\$41,079	-1%	-2%	9%	18,595	778,683	
2	Ethereum	ETH	\$2,902	0%	0%	15%	12,666	347,553	
3	Tether	USDT	\$1.00	0%	0%	0%	44,122	80,675	
4	Binance	BNB	\$393	-1%	0%	8%	1,150	65,957	
5	USD//Coin	USDC	\$1.00	0%	0%	0%	2,516	52,871	
6	Ripple	XRP	\$0.81	0%	0%	7%	3,071	39,020	
7	Terra	LUNA	\$95	-1%	2%	9%	1,812	34,445	
8	Cardano	ADA	\$0.90	0%	1%	13%	702	28,662	
9	Solana	SOL	\$89.43	-1%	-1%	13%	1,055	28,553	
10	Avalanche	AVAX	\$90	-1%	3%	32%	1,330	24,000	

Top & Bottom Performers - Top 100 Tokens

24h		7 Days		30 Days		90 Days		365 Days	
DASH	9%	ETC	53%	WAVES	235%	WAVES	102%	SHIB	41,076%
XEM	8%	RUNE	39%	RUNE	122%	LEO	68%	KICK	29,861%
CVX	8%	AAVE	34%	LUNA	88%	RUNE	29%	DREP	6,927%
ETC	6%	KSM	33%	ZEC	50%	NEAR	21%	AXS	1,006%
WAVES	-5%	KDA	-2%	HEX	-33%	CCXX	-52%	CTC	-78%
OKB	-6%	FXS	-2%	CCXX	-39%	PERP	-59%	FLOW	-80%
OMI	-6%	OMI	-14%	PRIV	-49%	HEX	-60%	SUSHI	-82%
APE	-7%	HEART	-27%	SAFEMOON	-62%	SAFEMOON	-65%	ICP	-96%

Category Performance

Category	1d	7d	30d	90d	365d	Ecosystem	1d	7d	30d	90d	365d
DEX / B&L	2%	16%	9%	-27%	-44%	Polkadot	6%	20%	6%	-26%	-53%
DAOs	1%	16%	2%	-26%	-56%	Solana	2%	18%	19%	-19%	-8%
Smart Contract	2%	15%	12%	-20%	56%	BSC	3%	17%	7%	-33%	-58%
Defi	2%	14%	12%	-25%	-18%	Avalanche	4%	16%	3%	-26%	17%
Privacy	2%	12%	15%	-16%	-35%	Polygon	3%	15%	5%	-16%	-3%
IoT	1%	8%	-5%	-41%	-55%	Cosmos	3%	14%	19%	-39%	-29%
Gaming	2%	7%	-12%	-38%	371%	xDAI	2%	10%	-9%	-18%	65%
Dist. Computing	0%	6%	-10%	-39%	-34%	Terra	2%	-4%	40%	-13%	89%
Meme	1%	5%	-15%	-30%	20,593%						
NFTs	1%	4%	-12%	-36%	122%						
CEXs	0%	4%	-3%	-5%	102%						

Defi

Total Value Locked, LTM, \$b

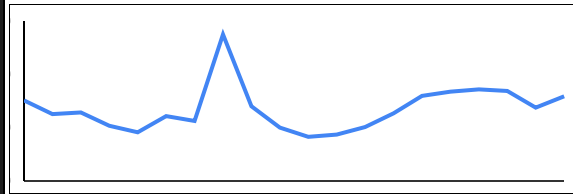
Top TVL By Protocol, \$b

DefiPulse Index, LTM

Trading Volume

Aggregate Volumes by Product, \$b					Top Derivatives Exchanges, \$m and bps				Top Spot Exchanges, \$m			
	1d	7d	30d	O/I	Exchange	1d Vol	O/I	Mkr	Tkr	Exchange	Score	1d Vol
Spot	44	298	1,360	n/a	Binance	40,090	12,906	2.0	4.0	Binance	9.9	15,719
Perpetuals	97	1,090	11,090	28	OKX	16,084	3,877	2.0	5.0	FTX	8.4	1,477
Futures	1	7	40	2	Bitget	7,161	3,623	2.0	6.0	Coinbase	8.3	2,318
Options	0	41	19	0	Bybit	6,805	3,478	-2.5	7.5	Kraken	7.9	637

20 Day Volume - Top 100 Tokens, \$b



Top Volume, 1d, \$m

USDT	62,749
BTC	22,975
ETH	14,069
BUSD	5,385
BCH	3,633

Top Volume, %20d Avg

BTG	659%
ETC	453%
TEL	423%
DASH	272%
FLOW	238%

Low Volume, %20d Avg

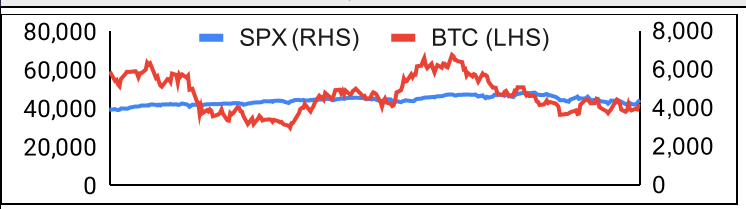
SAFEMOON	45%
HBTC	47%
ATOM	52%
TFUEL	53%
STX	54%

Traditional Finance

Global Equity Markets

	SPX	N100	FTSE	DAX	NIKKEI	HSI
1D	1%	0%	0%	0%	1%	-1%
7D	7%	5%	3%	5%	6%	10%
90D	-4%	-5%	2%	-10%	-6%	-5%
365D	13%	8%	11%	-12%	-8%	-20%

SPX vs. BTC, Last 12 Months



10-Year Treasury Yields

	US	Brazil	UK	Ger	Japan	HK
Last	2.23%	12.09%	1.59%	0.43%	0.20%	1.92%
1d Chg	+0.077	+0.047	+0.0885	+0.0585	-0.002	-0.05

Commodities & FX

	WTI	Gas	Gold	EUR/USD	USD/JPY
Last	107	4.8	1,925	1.10	119.3
1d % Chg	+4.	-1.48%	-0.21%	-0.15%	+0.08%

Crypto News

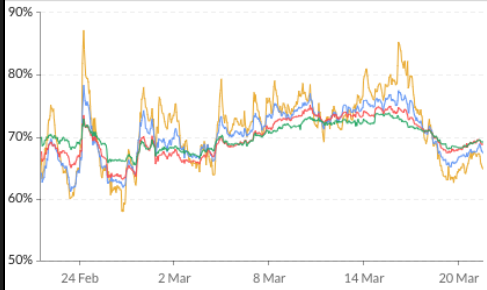
- [What's Hot on Twitter? Cryptocurrency and NFT Topics See 242% Growth - Decrypt](#)
- [U.S. Treasury Confirms We Can Remove 'Illicit Activity' From Bitcoin FUD Dice - Bitcoin Magazine](#)
- [Dubai grants crypto exchange Binance a virtual asset licence - Reuters](#)
- [Regulation an 'important step' for 'maturity' of crypto: Adam Dell - Yahoo Finance](#)
- [ZEBEDEE Adds Lightning Off-Ramp For Bitcoin Gaming Rewards in Brazil - Bitcoin Magazine](#)
- [Qatar exploring digital banks and central bank digital currencies - Cointelegraph](#)
- [\\$1 million rock NFT sells for a penny in all ore nothing error - Cointelegraph](#)
- [Ukraine's largest savings bank halts Bitcoin buys with hryvnia — Report - Cointelegraph](#)
- [Coinbase Wallet adds support for Solana - Cointelegraph](#)
- [Ultiverse to Expand Metaverse Offerings in BNB Chain Ecosystem with \\$4.5M Raise - CoinDesk](#)
- [Bitcoin Mining Difficulty Drops for Second Time in March - CoinDesk](#)
- [Bitcoin Miner TeraWulf Sets 2022 Hashrate Guidance - CoinDesk](#)
- [Market Wrap: Bitcoin Stabilizes as Altcoins Take the Lead - CoinDesk](#)
- [Bitcoin se mantiene por encima de \\$40.000 después de la subida de la Fed - CoinDesk](#)
- [Coinbase Adds Solana Tokens to Self-Custody Wallet in Non-EVM First - CoinDesk](#)
- [PancakeSwap's CAKE Rallies 27% on Binance Announcement - CoinDesk](#)
- [Bored Apes creator Yuga Labs teases new project called 'Otherside' - TheBlock](#)



Market Update - March 21, 2022

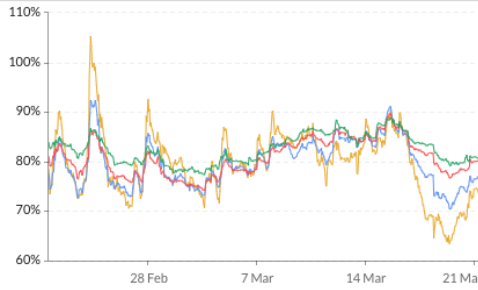
Crypto Options

BTC ATM Implied Vol, 1m



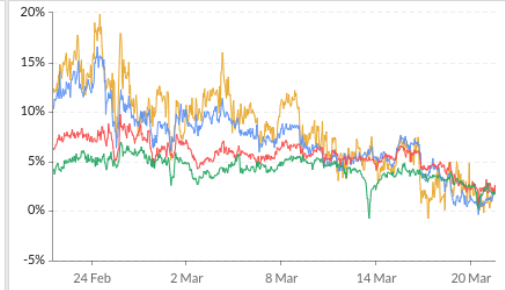
1wk ATM Vol Min: 57.9%, Max: 87.2%, Avg: 71.2%, Last: 64.8%
 1mth ATM Vol Min: 61.1%, Max: 78.3%, Avg: 70.3%, Last: 67.3%
 3mth ATM Vol Min: 63.2%, Max: 75.2%, Avg: 69.8%, Last: 68.8%
 6mth ATM Vol Min: 65.5%, Max: 73.9%, Avg: 69.9%, Last: 69.2%

ETH ATM Implied Vol, 1m



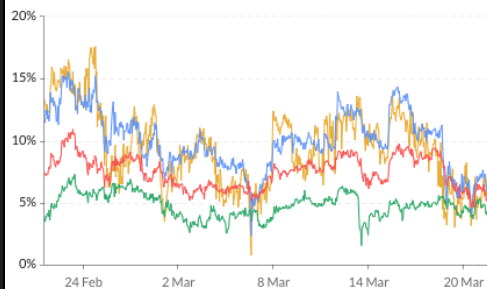
1wk ATM Vol Min: 63%, Max: 105%, Avg: 79%, Last: 71%
 1mth ATM Vol Min: 70%, Max: 92%, Avg: 80%, Last: 76%
 3mth ATM Vol Min: 74%, Max: 90%, Avg: 81%, Last: 80%
 6mth ATM Vol Min: 77%, Max: 89%, Avg: 82%, Last: 80%

BTC 25d Skew, 1m



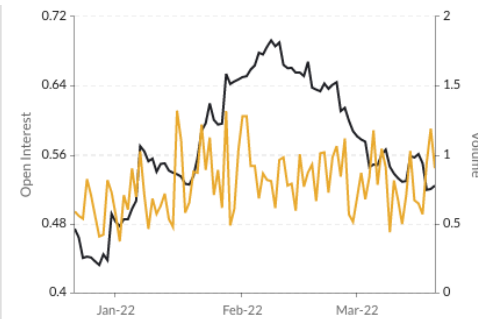
1wk 25D skew Min: -1%, Max: 20%, Avg: 8%, Last: 2%
 1mth 25D skew Min: 0%, Max: 17%, Avg: 7%, Last: 2%
 3mth 25D skew Min: 1%, Max: 10%, Avg: 6%, Last: 2%
 6mth 25D skew Min: -1%, Max: 7%, Avg: 4%, Last: 2%

ETH 25d Skew, 1m



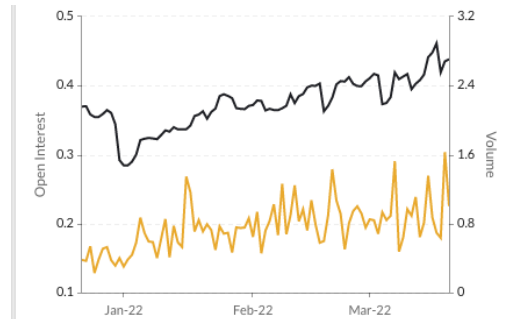
1wk 25D skew Min: 1%, Max: 18%, Avg: 9%, Last: 8%
 1mth 25D skew Min: 2%, Max: 16%, Avg: 10%, Last: 6%
 3mth 25D skew Min: 5%, Max: 11%, Avg: 7%, Last: 5%
 6mth 25D skew Min: 2%, Max: 7%, Avg: 5%, Last: 4%

BTC Put/Call Ratios, 3m



Open Interest Min: 0.43, Max: 0.69, Avg: 0.57, Last: 0.52
 Volume Min: 0.37, Max: 1.32, Avg: 0.79, Last: 0.90

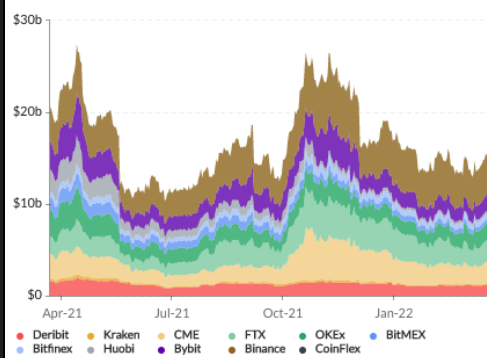
ETH Put/Call Ratios, 3m



Open Interest Min: 0.28, Max: 0.46, Avg: 0.37, Last: 0.44
 Volume Min: 0.23, Max: 1.63, Avg: 0.76, Last: 1.00

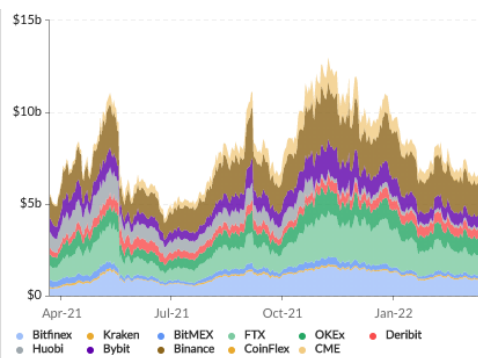
Crypto Futures

BTC Aggregate Open Interest, 1y



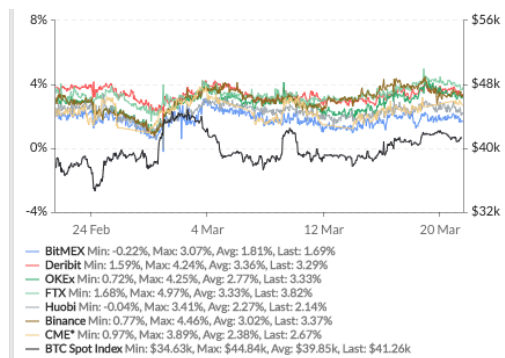
Deribit, Kraken, CME, FTX, OKEx, BitMEX, Bitfinex, Huobi, Bybit, Binance, CoinFlex, CME

ETH Aggregate Open Interest, 1y



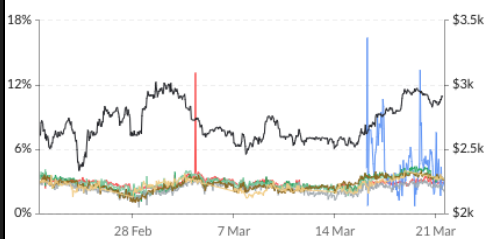
Bitfinex, Kraken, BitMEX, FTX, OKEx, Deribit, Huobi, Bybit, Binance, CoinFlex, CME

BTC Annlzd Rolling 3m Basis, 1m



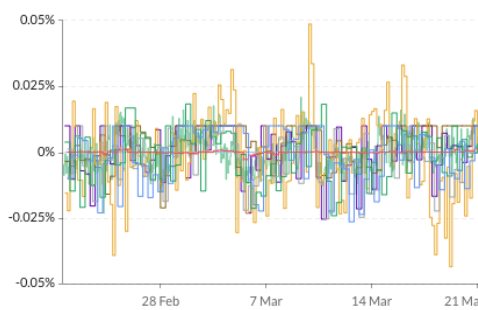
BITMEX Min: -0.22%, Max: 3.07%, Avg: 1.81%, Last: 1.69%
 Deribit Min: 1.59%, Max: 4.24%, Avg: 3.36%, Last: 3.29%
 OKEx Min: 0.72%, Max: 4.25%, Avg: 2.77%, Last: 3.33%
 FTX Min: 1.68%, Max: 4.97%, Avg: 3.33%, Last: 3.82%
 Huobi Min: -0.04%, Max: 3.41%, Avg: 2.27%, Last: 2.14%
 Binance Min: 0.77%, Max: 4.46%, Avg: 3.02%, Last: 3.37%
 CME* Min: 0.97%, Max: 3.89%, Avg: 2.38%, Last: 2.67%
 BTC Spot Index Min: \$34.63k, Max: \$44.84k, Avg: \$39.85k, Last: \$41.26k

ETH Annlzd Rolling 3m Basis, 1m



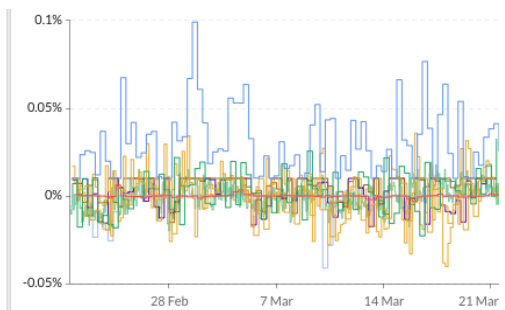
Deribit Min: 1.85%, Max: 13.12%, Avg: 2.84%, Last: 2.84%
 BitMEX Min: 0.70%, Max: 16.39%, Avg: 4.63%, Last: 3.03%
 OKEx Min: 1.13%, Max: 4.38%, Avg: 2.81%, Last: 3.28%
 FTX Min: 1.63%, Max: 4.10%, Avg: 2.88%, Last: 3.19%
 Huobi Min: 0.59%, Max: 3.37%, Avg: 2.32%, Last: 2.08%
 Binance Min: 1.02%, Max: 3.98%, Avg: 2.69%, Last: 3.24%
 CME* Min: 1.42%, Max: 3.96%, Avg: 2.58%, Last: 3.17%
 ETH Spot Index Min: \$2.33k, Max: \$3.02k, Avg: \$2.70k, Last: \$2.91k

BTC Perp Swaps Funding, 1m



FTX Avg: -0.0002%, Bybit Avg: 0.0003%, Binance Avg: 0.00033%
 Bitfinex Avg: 0%, Kraken Avg: -0.0018%, OKEx Avg: -0.0015%
 Huobi Avg: -0.00020%, BitMEX Avg: -0.0008%, Deribit Avg: 0.00000%

ETH Perp Swaps Funding, 1m



FTX Avg: -0.0006%, Bybit Avg: 0.0027%, Binance Avg: 0.0055%
 Bitfinex Avg: -0.0019%, Kraken Avg: 0.0010%, OKEx Avg: 0.0021%
 Huobi Avg: -0.0004%, BitMEX Avg: 0.0030%, Deribit Avg: 0.00000%



Market Update – March 21, 2022

About GSR

GSR is a global leader in digital asset trading, market making, OTC derivatives, and investments. We operate in a culture of excellence and leverage our first-rate reputation, deep relationships and proprietary trading technology to move swiftly and capitalize on market opportunities.

GSR's experienced team brings together decades of institutional trading expertise, while our industry-leading proprietary technology stack anchors everything we do.

Our main service areas are: market making; proprietary and algorithmic trading; client execution; structured products; risk management solutions; and portfolio investments.

For more information or if we can help with anything, please see gsr.io or contact us at gsr@gsr.io.

Required Disclosures

This material is a product of the GSR Sales and Trading Department. It is not a product of a Research Department, not a research report, and not subject to all of the independence and disclosure standards applicable to research reports prepared pursuant to FINRA or CFTC research rules. This material is not independent of the Firm's proprietary interests, which may conflict with your interests. The Firm trades instruments discussed in this material for its own account. The author may have consulted with the Firm's traders and other personnel, who may have already traded based on the views expressed in this material, may trade contrary to the views expressed in this material, and may have positions in other instruments discussed herein. This material is intended only for institutional investors. Solely for purposes of the CFTC's rules and to the extent this material discusses derivatives, this material is a solicitation for entering into a derivatives transaction and should not be considered to be a derivatives research report.

This material is provided solely for informational purposes, is intended for your use only and does not constitute an offer or commitment, a solicitation of an offer or comment (except as noted for CFTC purposes), or any advice or recommendation, to enter into or conclude any transaction (whether on the indicative terms shown or otherwise), or to provide investment services in any state or country where such an offer or solicitation or provision would be illegal.

Information is based on sources considered to be reliable, but not guaranteed to be accurate or complete. Any opinions or estimates expressed herein reflect a judgment made as of the date of publication, and are subject to change without notice. Trading and investing in digital assets involves significant risks including price volatility and illiquidity and may not be suitable for all investors. GSR will not be liable whatsoever for any direct or consequential loss arising from the use of this Information. Copyright of this Information belongs to GSR. Neither this Information nor any copy thereof may be taken or rented or redistributed, directly or indirectly, without prior written permission of GSR. Not a solicitation to U.S. Entities or individuals for securities in any form. If you are such an entity, you must close this page.

Sources

CoinGecko	Santiment	DefiPulse	WoldCoinIndex.com	Yahoo
CoinMarketCap	Skew	TradingView	Investing.com	Google
		DefiLlama		