

## Crypto Leaderboard

Rank	Name	Ticker	Price	1h	24h	7d	24h Vol \$m	MC \$m	1-Year Chart
1	Bitcoin	BTC	\$42,101	0%	-2%	7%	20,637	799,487	
2	Ethereum	ETH	\$2,956	0%	-2%	13%	11,908	354,692	
3	Tether	USDT	\$1.00	0%	0%	0%	44,636	80,883	
4	Binance	BNB	\$401	0%	-1%	8%	819	67,483	
5	USD//Coin	USDC	\$1.00	0%	0%	0%	2,818	52,572	
6	Ripple	XRP	\$0.82	0%	-3%	8%	3,245	39,657	
7	Terra	LUNA	\$94	1%	0%	6%	1,128	33,853	
8	Cardano	ADA	\$0.98	0%	3%	22%	1,467	31,338	
9	Solana	SOL	\$91.81	1%	1%	11%	1,068	29,413	
10	Avalanche	AVAX	\$84	0%	-4%	20%	1,040	22,400	

## Top & Bottom Performers - Top 100 Tokens

24h		7 Days		30 Days		90 Days		365 Days	
LRC	41%	ETC	82%	WAVES	273%	WAVES	94%	SHIB	59,250%
HEART	27%	LRC	74%	RUNE	136%	LEO	65%	KICK	23,786%
XRD	24%	MINA	46%	ETC	89%	ETC	26%	DREP	8,936%
APE	13%	XRD	39%	LUNA	85%	RUNE	7%	AXS	1,245%
AVAX	-4%	FXS	-2%	PERP	-18%	HEX	-60%	FLOW	-77%
RUNE	-5%	OSMO	-6%	HEX	-27%	CCXX	-60%	FIL	-77%
JUNO	-6%	JUNO	-12%	CCXX	-39%	SAFEMOON	-64%	SUSHI	-79%
OMI	-10%	OMI	-18%	SAFEMOON	-62%	PRIV	-82%	ICP	-96%

## Category Performance

Category	1d	7d	30d	90d	365d	Ecosystem	1d	7d	30d	90d	365d
Smart Contract	1%	15%	33%	-23%	71%	Polkadot	1%	15%	24%	-28%	-50%
Privacy	0%	13%	36%	-20%	-27%	BSC	1%	13%	27%	-25%	%
DEX / B&L	0%	12%	26%	-34%	-43%	Solana	1%	13%	37%	-37%	-58%
Dist. Computing	2%	11%	8%	-40%	-17%	Polygon	1%	10%	24%	-30%	16%
DAOs	0%	10%	20%	-34%	-54%	Cosmos	1%	10%	38%	-23%	12%
IoT	0%	8%	13%	-42%	-52%	xDAI	2%	7%	8%	-41%	-26%
Defi	0%	7%	26%	-32%	-8%	Avalanche	0%	7%	10%	-22%	106%
Meme	0%	4%	-4%	-36%	29,689%	Terra	0%	-6%	46%	-15%	98%
Gaming	1%	2%	5%	-45%	468%						
CEXs	-1%	2%	5%	-7%	113%						
NFTs	0%	1%	4%	-42%	163%						

## Defi

### Total Value Locked, LTM, \$b

### Top TVL By Protocol, \$b

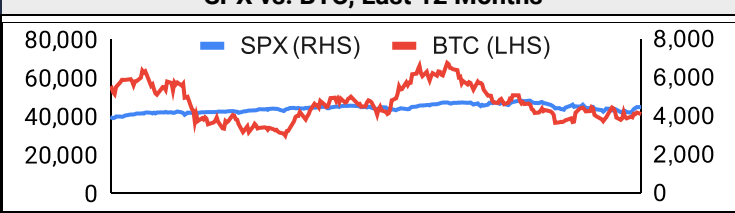
### DefiPulse Index, LTM

## Trading Volume

Aggregate Volumes by Product, \$b					Top Derivatives Exchanges, \$m and bps					Top Spot Exchanges, \$m		
	1d	7d	30d	O/I	Exchange	1d Vol	O/I	Mkr	Tkr	Exchange	Score	1d Vol
Spot	46	324	1,420	n/a	Binance	42,984	13,547	2.0	4.0	Binance	9.9	14,882
Perpetuals	95	671	10,610	30	OKX	17,548	1,626	2.0	5.0	Coinbase	8.5	2,845
Futures	2	8	39	2	CoinTiger	7,978	7,191	0.0	0.0	FTX	8.3	1,517
Options	0	0	18	0	Bybit	7,325	3,546	-2.5	7.5	Kraken	8.0	776

20 Day Volume - Top 100 Tokens, \$b					Top Volume, 1d, \$m		Top Volume, %20d Avg		Low Volume, %20d Avg	
					USDT	62,067	BTG	380%	PRIV	0%
					BTC	24,959	BNT	353%	PAX	19%
					ETH	13,478	ETC	345%	STX	28%
					BUSD	5,010	QTUM	319%	LUNA	44%
					BCH	4,248	CTC	301%	HBTC	49%

## Traditional Finance

Global Equity Markets							SPX vs. BTC, Last 12 Months	
	SPX	N100	FTSE	DAX	NIKKEI	HSI		
1D	1%	-1%	0%	-1%	3%	1%		
7D	4%	2%	3%	0%	5%	5%		
90D	-5%	-7%	1%	-11%	-3%	-3%		
365D	15%	8%	12%	-10%	-1%	-17%		

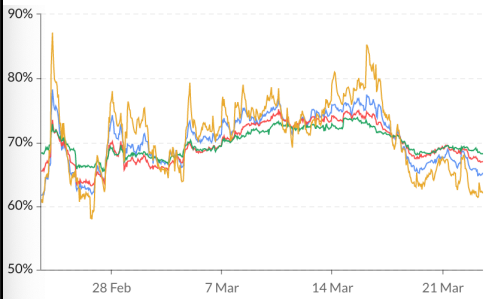
10-Year Treasury Yields							Commodities & FX					
	US	Brazil	UK	Ger	Japan	HK	Last	WTI	Gas	Gold	EUR/USD	USD/JPY
Last	2.38%	11.85%	1.69%	0.49%	0.22%	2.15%	Last	113	5.3	1,926	1.10	120.8
1d Chg	-0.002	-0.051	-0.0165	-0.013	-0.006	+0.051	1d % Chg	+3.	+1.91%	+0.24%	-0.39%	-0.05%

## Crypto News

- [Bitcoin bulls take aim at \\$45K while some analysts warn of possible correction - Cointelegraph](#)
- [Bitcoin Improvement Proposal 21 Eases User Experience When Paying Invoices - Bitcoin Magazine](#)
- [The NFL now lets teams chase blockchain sponsors but bans specific crypto and fan token deals - The Verge](#)
- [Marvel NFT partner Veve closes its marketplace after an in-app token exploit - Cointelegraph](#)
- [El Salvador postpones Bitcoin bonds to September: Report - Cointelegraph](#)
- [Thailand SEC bans crypto payments, seeks disclosure of system failure from exchanges - Cointelegraph](#)
- [Animoca Brands targets social media giants in latest Web3 expansion plans - Cointelegraph](#)
- [Crypto investor Katie Haun raises \\$1.5 billion for Web3 venture fund - Cointelegraph](#)
- [Chip giant Qualcomm launches \\$100M Metaverse fund - Cointelegraph](#)
- [Ireland's central bank follows UK's example in warning of crypto advertisements - Cointelegraph](#)
- [NFT creator Yuga Labs raises \\$450M, bringing company valuation to \\$4B - Cointelegraph](#)
- [Volvo's parent company establishes blockchain joint venture headquarters in Wuxi, China - Cointelegraph](#)
- [Crypto.com becomes official sponsor of 2022 FIFA World Cup in Qatar - Cointelegraph](#)
- [Bitcoin's Correlation to S&P 500 Hits 17-Month High - CoinDesk](#)
- [Bitcoin Mining Ban Bill Makes It Out of New York State Assembly Committee - CoinDesk](#)
- [FTX Acquires Good Luck Games Amid Gaming Push - CoinDesk](#)
- [Lemonade Is Working With Avalanche, Chainlink on Weather Insurance for Farmers - CoinDesk](#)

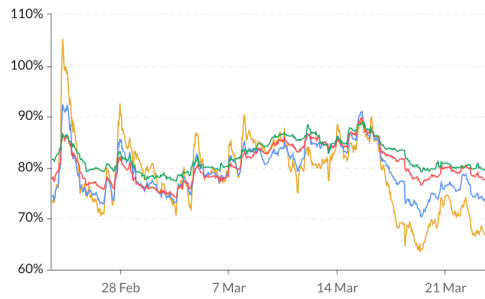
## Crypto Options

### BTC ATM Implied Vol, 1m



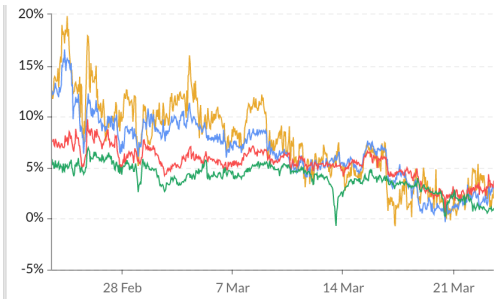
1m ATM Vol Min: 61.7%, Max: 78.3%, Avg: 70.4%, Last: 65.1%  
 3m ATM Vol Min: 63.2%, Max: 75.2%, Avg: 69.8%, Last: 67.0%  
 6m ATM Vol Min: 65.5%, Max: 73.9%, Avg: 69.9%, Last: 68.1%  
 1wk ATM Vol Min: 57.9%, Max: 87.2%, Avg: 71.0%, Last: 62.0%

### ETH ATM Implied Vol, 1m



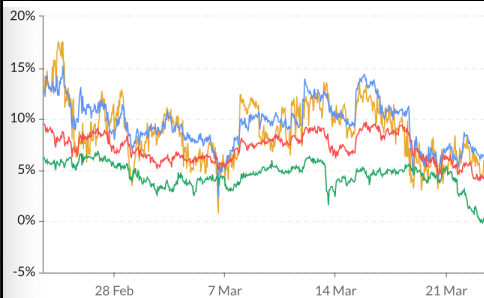
1wk ATM Vol Min: 63%, Max: 105%, Avg: 79%, Last: 67%  
 1m ATM Vol Min: 70%, Max: 92%, Avg: 80%, Last: 74%  
 3m ATM Vol Min: 74%, Max: 90%, Avg: 81%, Last: 78%  
 6m ATM Vol Min: 77%, Max: 89%, Avg: 82%, Last: 80%

### BTC 25d Skew, 1m



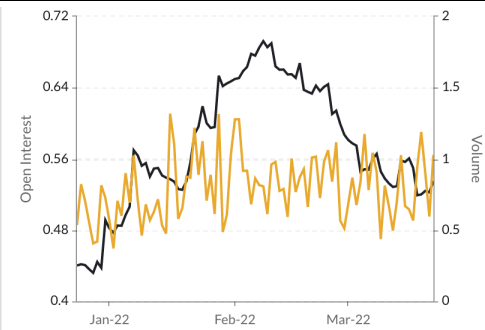
1wk 25D skew Min: -1%, Max: 20%, Avg: 7%, Last: 3%  
 1m 25D skew Min: 0%, Max: 17%, Avg: 7%, Last: 3%  
 3m 25D skew Min: 1%, Max: 10%, Avg: 5%, Last: 4%  
 6m 25D skew Min: -1%, Max: 7%, Avg: 4%, Last: 1%

### ETH 25d Skew, 1m



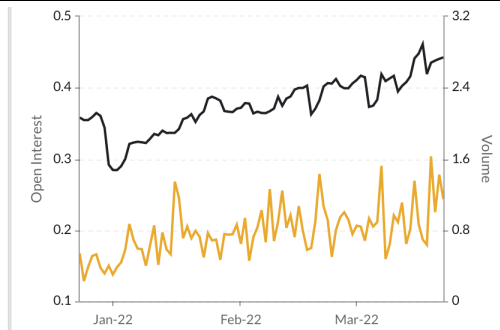
1wk 25D skew Min: 1%, Max: 18%, Avg: 9%, Last: 5%  
 1m 25D skew Min: 2%, Max: 15%, Avg: 10%, Last: 7%  
 3m 25D skew Min: 4%, Max: 10%, Avg: 7%, Last: 4%  
 6m 25D skew Min: 0%, Max: 7%, Avg: 4%, Last: 0%

### BTC Put/Call Ratios, 3m



Open Interest Min: 0.43, Max: 0.69, Avg: 0.57, Last: 0.54  
 Volume Min: 0.37, Max: 1.32, Avg: 0.80, Last: 1.03

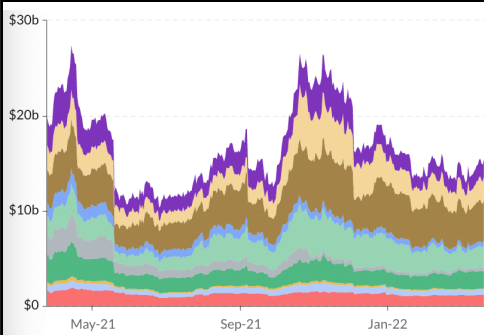
### ETH Put/Call Ratios, 3m



Open Interest Min: 0.28, Max: 0.46, Avg: 0.38, Last: 0.44  
 Volume Min: 0.23, Max: 1.63, Avg: 0.78, Last: 1.15

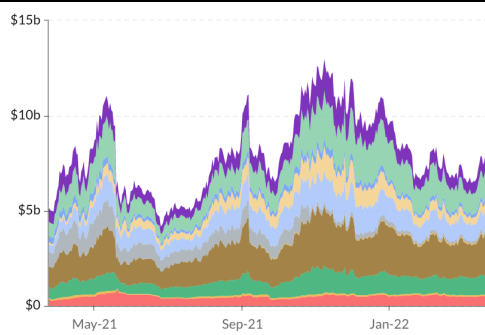
## Crypto Futures

### BTC Aggregate Open Interest, 1y



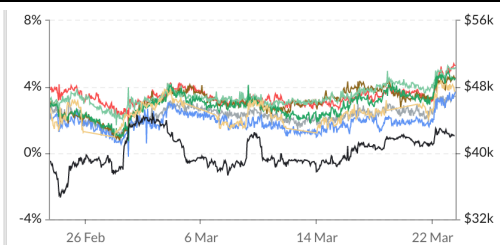
Deribit, Bitfinex, Kraken, OKEx, Huobi, FTX, BitMEX, Binance, CoinFlex, CME, Bybit

### ETH Aggregate Open Interest, 1y



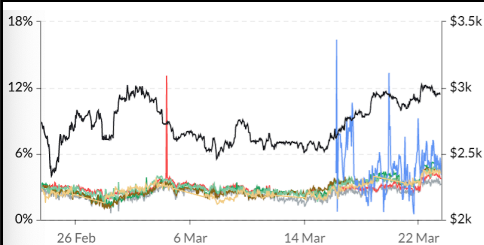
Deribit, Kraken, OKEx, Binance, CoinFlex, Huobi, Bitfinex, CME, BitMEX, FTX, Bybit

### BTC Annlzd Rolling 3m Basis, 1m



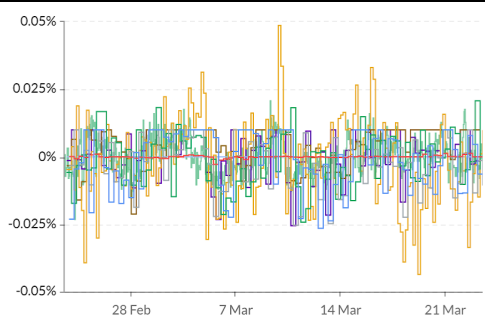
Huobi Min: -0.04%, Max: 3.47%, Avg: 2.30%, Last: 3.44%  
 Deribit Min: 1.59%, Max: 5.40%, Avg: 3.40%, Last: 5.29%  
 BitMEX Min: -0.22%, Max: 3.73%, Avg: 1.87%, Last: 3.73%  
 Binance Min: 0.77%, Max: 4.65%, Avg: 3.10%, Last: 4.53%  
 FTX Min: 1.68%, Max: 5.28%, Avg: 3.43%, Last: 5.18%  
 OKEx Min: 0.72%, Max: 4.95%, Avg: 2.86%, Last: 4.52%  
 CME\* Min: 0.97%, Max: 4.42%, Avg: 2.51%, Last: 3.71%  
 BTC Spot Index Min: \$34.63k, Max: \$44.84k, Avg: \$40.15k, Last: \$42.05k

### ETH Annlzd Rolling 3m Basis, 1m



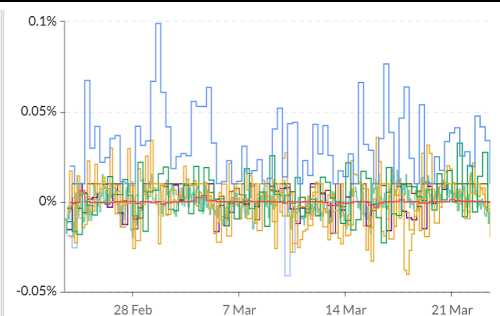
Huobi Min: 0.59%, Max: 3.77%, Avg: 2.35%, Last: 3.26%  
 Deribit Min: 1.85%, Max: 13.12%, Avg: 2.88%, Last: 3.71%  
 OKEx Min: 1.13%, Max: 5.38%, Avg: 2.89%, Last: 4.49%  
 Binance Min: 1.02%, Max: 4.76%, Avg: 2.78%, Last: 4.38%  
 FTX Min: 1.63%, Max: 4.87%, Avg: 2.96%, Last: 4.46%  
 BitMEX Min: 0.51%, Max: 16.39%, Avg: 4.79%, Last: 4.10%  
 CME\* Min: 1.42%, Max: 4.65%, Avg: 2.71%, Last: 4.21%  
 ETH Spot Index Min: \$2.33k, Max: \$3.03k, Avg: \$2.72k, Last: \$2.95k

### BTC Perp Swaps Funding, 1m



FTX Avg: 0.00011% Bybit Avg: 0.00009% Binance Avg: 0.0042%  
 Bitfinex Avg: 0% Kraken Avg: -0.0021% OKEx Avg: -0.0010%  
 Huobi Avg: -0.0021% BitMEX Avg: -0.0011% Deribit Avg: 0.0000%

### ETH Perp Swaps Funding, 1m



FTX Avg: -0.0001% Bybit Avg: 0.0034% Binance Avg: 0.0060%  
 Bitfinex Avg: -0.0015% Kraken Avg: 0.0009% OKEx Avg: 0.0028%  
 Huobi Avg: -0.0002% BitMEX Avg: 0.0036% Deribit Avg: 0.0000%



# Market Update - March 23, 2022

## About GSR

GSR is a global leader in digital asset trading, market making, OTC derivatives, and investments. We operate in a culture of excellence and leverage our first-rate reputation, deep relationships and proprietary trading technology to move swiftly and capitalize on market opportunities.

GSR's experienced team brings together decades of institutional trading expertise, while our industry-leading proprietary technology stack anchors everything we do.

Our main service areas are: market making; proprietary and algorithmic trading; client execution; structured products; risk management solutions; and portfolio investments.

For more information or if we can help with anything, please see [gsr.io](https://gsr.io) or contact us at [gsr@gsr.io](mailto:gsr@gsr.io).

## Required Disclosures

This material is a product of the GSR Sales and Trading Department. It is not a product of a Research Department, not a research report, and not subject to all of the independence and disclosure standards applicable to research reports prepared pursuant to FINRA or CFTC research rules. This material is not independent of the Firm's proprietary interests, which may conflict with your interests. The Firm trades instruments discussed in this material for its own account. The author may have consulted with the Firm's traders and other personnel, who may have already traded based on the views expressed in this material, may trade contrary to the views expressed in this material, and may have positions in other instruments discussed herein. This material is intended only for institutional investors. Solely for purposes of the CFTC's rules and to the extent this material discusses derivatives, this material is a solicitation for entering into a derivatives transaction and should not be considered to be a derivatives research report.

This material is provided solely for informational purposes, is intended for your use only and does not constitute an offer or commitment, a solicitation of an offer or comment (except as noted for CFTC purposes), or any advice or recommendation, to enter into or conclude any transaction (whether on the indicative terms shown or otherwise), or to provide investment services in any state or country where such an offer or solicitation or provision would be illegal.

Information is based on sources considered to be reliable, but not guaranteed to be accurate or complete. Any opinions or estimates expressed herein reflect a judgment made as of the date of publication, and are subject to change without notice. Trading and investing in digital assets involves significant risks including price volatility and illiquidity and may not be suitable for all investors. GSR will not be liable whatsoever for any direct or consequential loss arising from the use of this Information. Copyright of this Information belongs to GSR. Neither this Information nor any copy thereof may be taken or rented or redistributed, directly or indirectly, without prior written permission of GSR. Not a solicitation to U.S. Entities or individuals for securities in any form. If you are such an entity, you must close this page.

## Sources

CoinGecko	Santiment	DefiPulse	WoldCoinIndex.com	Yahoo
CoinMarketCap	Skew	TradingView	Investing.com	Google
		DefiLlama		