











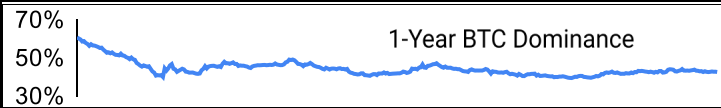
Crypto Leaderboard

Rank	Name	Ticker	Price	1h	24h	7d	24h Vol \$m	MC \$m	1-Year Chart
1	Bitcoin	BTC	\$47,853	0%	1%	17%	28,970	908,530	
2	Ethereum	ETH	\$3,467	0%	4%	20%	18,888	415,999	
3	Tether	USDT	\$1.00	0%	0%	0%	68,209	81,523	
4	Binance	BNB	\$440	0%	1%	11%	1,589	73,930	
5	USD//Coin	USDC	\$1.00	0%	0%	0%	4,144	51,992	
6	Ripple	XRP	\$0.88	-1%	-1%	5%	3,048	42,187	
7	Cardano	ADA	\$1	0%	0%	34%	1,963	39,420	
8	Solana	SOL	\$115.25	2%	5%	30%	2,550	37,355	
9	Terra	LUNA	\$103.80	0%	10%	8%	3,525	36,782	
10	Avalanche	AVAX	\$96	1%	5%	11%	1,719	25,518	

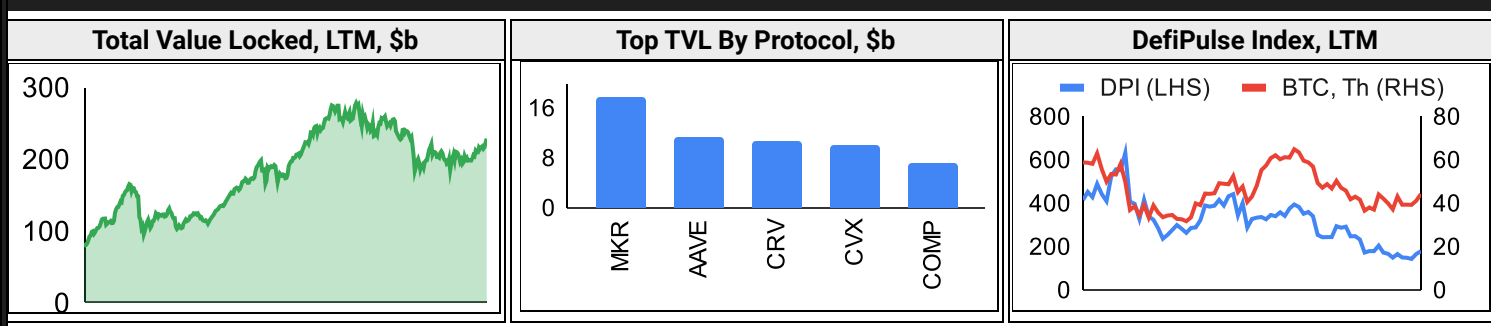
Top & Bottom Performers - Top 100 Tokens

24h		7 Days		30 Days		90 Days		365 Days	
WAVES	52%	ZIL	134%	PRIV	681%	WAVES	255%	SHIB	46,992%
AAVE	20%	LRC	56%	WAVES	355%	RUNE	83%	KICK	15,857%
RUNE	17%	WAVES	55%	RUNE	257%	LEO	61%	DREP	5,064%
CHZ	13%	CVX	55%	ZIL	163%	ETC	50%	AXS	1,127%
VET	-3%	MIM	-1%	USDC	0%	AMP	-44%	FLOW	-78%
HEART	-4%	LEO	-3%	UST	0%	SAFEMOON	-48%	FIL	-79%
APE	-4%	OSMO	-4%	CCXX	-39%	HEX	-54%	CTC	-79%
ZIL	-8%	JUNO	-13%	SAFEMOON	-49%	SUSHI	-55%	ICP	-95%

Category Performance

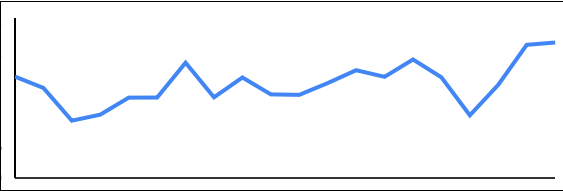
Category	1d	7d	30d	90d	365d	Ecosystem	1d	7d	30d	90d	365d
IoT	4%	40%	56%	-14%	-38%	xDAI	7%	22%	33%	-11%	-49%
Dist. Computing	4%	29%	30%	-20%	-30%	Solana	6%	21%	61%	-7%	-6%
Smart Contract	7%	25%	57%	5%	81%	Cosmos	6%	17%	54%	-21%	-58%
NFTs	8%	25%	31%	-21%	145%	Polkadot	5%	16%	42%	0%	24%
Gaming	5%	23%	28%	-24%	417%	BSC	5%	16%	41%	-3%	14%
DEX / B&L	8%	23%	62%	-11%	-38%	Polygon	5%	15%	37%	-26%	-11%
Privacy	4%	21%	59%	5%	-22%	Terra	9%	10%	19%	-6%	109%
Meme	5%	21%	20%	-14%	23,583%	Avalanche	3%	7%	13%	-4%	110%
Defi	8%	19%	48%	-11%	-4%						
DAOs	8%	17%	37%	-18%	-50%						
CEXs	2%	10%	16%	7%	125%						

Defi

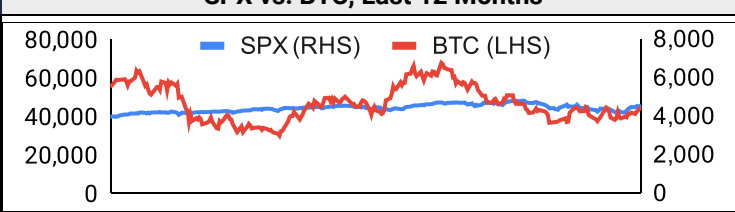


Trading Volume

Aggregate Volumes by Product, \$b					Top Derivatives Exchanges, \$m and bps					Top Spot Exchanges, \$m		
	1d	7d	30d	O/I	Exchange	1d Vol	O/I	Mkr	Tkr	Exchange	Score	1d Vol
Spot	75	395	1,570	n/a	Binance	66,908	16,270	2.0	4.0	Binance	9.9	23,896
Perpetuals	125	770	8,350	37	OKX	16,763	1,595	2.0	5.0	Coinbase	8.5	4,442
Futures	1	14	36	1	CoinTiger	11,731	8,390	0.0	0.0	FTX	8.2	2,395
Options	0	0	12	0	Bybit	10,650	4,068	-2.5	7.5	Kraken	8.0	1,516

20 Day Volume - Top 100 Tokens, \$b					Top Volume, 1d, \$m		Top Volume, %20d Avg		Low Volume, %20d Avg	
					USDT	87,140	COMP	457%	PAX	32%
					BTC	36,256	FIL	382%	STX	39%
					ETH	21,046	WAVES	357%	BTT	59%
					BUSD	5,987	SHIB	339%	DCR	65%
					USDC	4,709	DGB	307%	ZEC	76%

Traditional Finance

Global Equity Markets							SPX vs. BTC, Last 12 Months	
	SPX	N100	FTSE	DAX	NIKKEI	HSI		
1D	1%	2%	1%	3%	1%	1%		
7D	1%	1%	1%	0%	1%	0%		
90D	-5%	-5%	2%	-12%	-2%	-2%		
365D	15%	9%	12%	-11%	-4%	-17%		

10-Year Treasury Yields							Commodities & FX					
	US	Brazil	UK	Ger	Japan	HK		WTI	Gas	Gold	EUR/USD	USD/JPY
Last	2.48%	11.22%	1.69%	0.68%	0.24%	2.24%	Last	100	5.4	1,891	1.11	122.9
1d Chg	+0.004	-0.464	+0.0650	+0.0935	-0.005	-0.051	1d % Chg	-6.01%	-3.39%	-2.52%	+1.18%	-0.84%

Crypto News

[Senate Finance Committee Chair probes "lack of safeguards" in crypto tax incentives - Cointelegraph](#)
[Grayscale gears up for legal battle with SEC over Bitcoin ETF - Cointelegraph](#)
[Crypto Funds See Largest Inflows Since Mid-December - CoinDesk](#)
[The SEC's New Proposal to Redefine 'Dealer' Could Spell Bad News for DeFi - CoinDesk](#)
[Biden Budget Proposal Estimates Additional \\$11B in Revenues by 2032 by Updating Crypto Rules - CoinDesk](#)
[Crypto Privacy Positions Harden Ahead of Crunch EU Vote - CoinDesk](#)
[A new bill would launch a large-scale test of digital dollars - The Verge](#)
[3 misconceptions about the 'merge,' Ethereum's next big upgrade that will affect its supply and environmental impact - Fortune](#)
[WisdomTree Launches Crypto ETPs for Solana, Cardano, Polkadot in Europe - CoinDesk](#)
[Greenpeace, Ripple co-founder campaigning to change Bitcoin code - Cointelegraph](#)
[Canadian PM candidate supports freedom to use Bitcoin as money - Cointelegraph](#)
[Indian state gov't uses Polygon to issue verifiable caste certificates - Cointelegraph](#)
[Bosnian court sides with Bitcoin miner in frozen bank account case - Cointelegraph](#)
[Bitcoin Miner Iris Energy Gets \\$71M Equipment Financing From NYDIG - CoinDesk](#)
[Great American Mining Is Solving Our Global Energy Problems With Bitcoin - Bitcoin Magazine](#)
[The Story Behind QuadrigaCX and Gerald Cotten, Netflix's 'Crypto King' - CoinDesk](#)
[Crypto Robin Hood stole \\$50 million and says he'll it donate to charity. But the victims just want their money back - Fortune](#)



Market Update - March 29, 2022

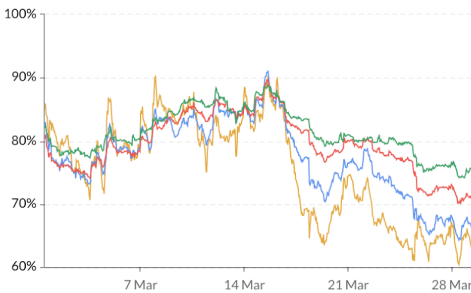
Crypto Options

BTC ATM Implied Vol, 1m



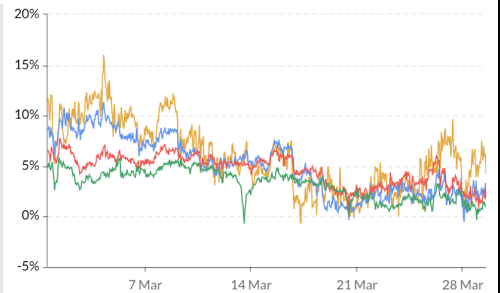
1wk ATM Vol Min: 53.3%, Max: 85.3%, Avg: 68.9%, Last: 53.3%
1mth ATM Vol Min: 57.7%, Max: 77.5%, Avg: 69.0%, Last: 58.3%
3mth ATM Vol Min: 60.9%, Max: 75.2%, Avg: 69.0%, Last: 61.0%
6mth ATM Vol Min: 62.6%, Max: 73.9%, Avg: 69.1%, Last: 63.8%

ETH ATM Implied Vol, 1m



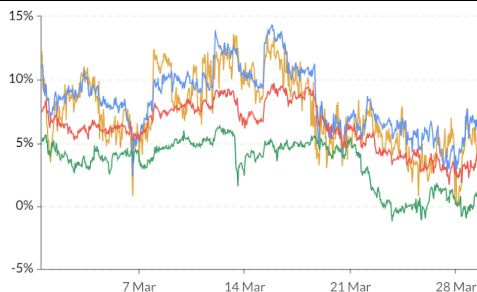
1wk ATM Vol Min: 60%, Max: 90%, Avg: 75%, Last: 62%
1mth ATM Vol Min: 64%, Max: 91%, Avg: 77%, Last: 66%
3mth ATM Vol Min: 70%, Max: 90%, Avg: 79%, Last: 71%
6mth ATM Vol Min: 74%, Max: 89%, Avg: 81%, Last: 75%

BTC 25d Skew, 1m



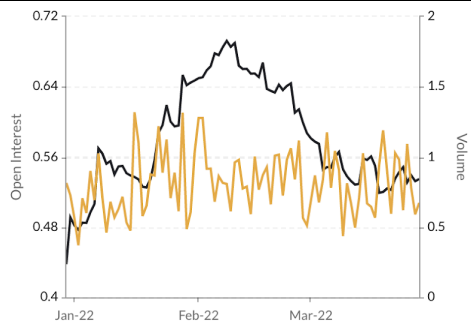
1wk 25d skew Min: -1%, Max: 16%, Avg: 6%, Last: 4%
1mth 25d skew Min: -1%, Max: 11%, Avg: 5%, Last: 2%
3mth 25d skew Min: 1%, Max: 8%, Avg: 5%, Last: 3%
6mth 25d skew Min: -1%, Max: 6%, Avg: 3%, Last: 1%

ETH 25d Skew, 1m



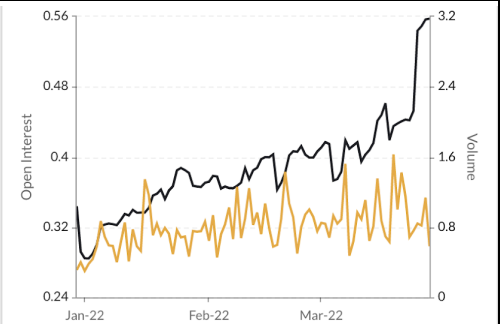
1wk 25d skew Min: 0%, Max: 14%, Avg: 7%, Last: 4%
1mth 25d skew Min: 2%, Max: 14%, Avg: 8%, Last: 7%
3mth 25d skew Min: 2%, Max: 10%, Avg: 6%, Last: 5%
6mth 25d skew Min: -1%, Max: 6%, Avg: 3%, Last: 2%

BTC Put/Call Ratios, 3m



Open Interest Min: 0.44, Max: 0.69, Avg: 0.58, Last: 0.53
Volume Min: 0.37, Max: 1.32, Avg: 0.81, Last: 0.67

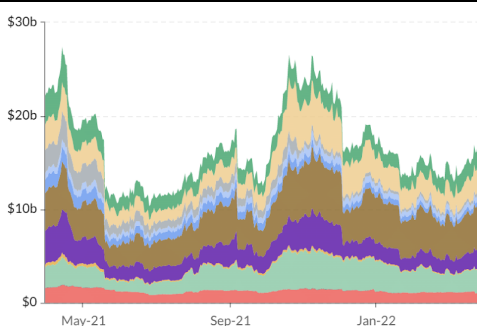
ETH Put/Call Ratios, 3m



Open Interest Min: 0.28, Max: 0.56, Avg: 0.39, Last: 0.56
Volume Min: 0.30, Max: 1.63, Avg: 0.81, Last: 0.58

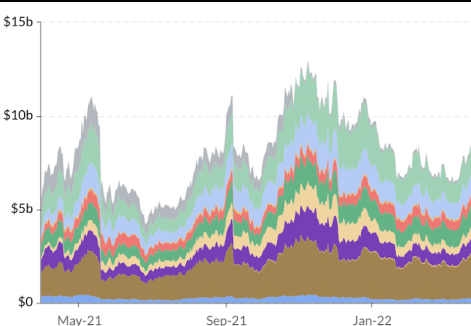
Crypto Futures

BTC Aggregate Open Interest, 1y



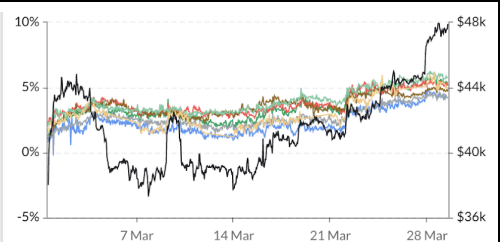
Deribit, CoinFlex, FTX, Kraken, Bybit, Binance, BitMEX, Bitfinex, Huobi, CME, OKEx

ETH Aggregate Open Interest, 1y



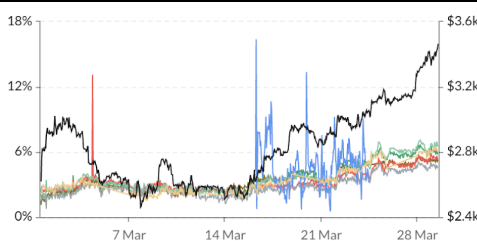
BitMEX, Binance, CoinFlex, Bybit, CME, OKEx, Deribit, Kraken, Bitfinex, FTX, Huobi

BTC Annlzd Rolling 3m Basis, 1m



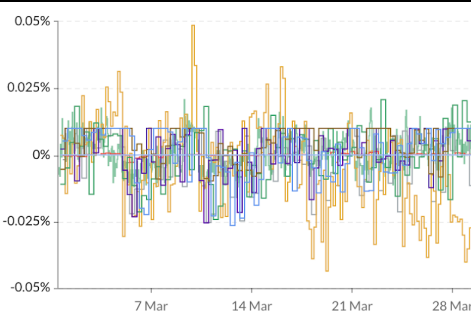
OKEx Min: 0.72%, Max: 5.83%, Avg: 3.46%, Last: 5.42%
BitMEX Min: -0.22%, Max: 4.86%, Avg: 2.32%, Last: 4.23%
Deribit Min: 1.59%, Max: 5.72%, Avg: 3.76%, Last: 5.15%
Binance Min: 1.09%, Max: 5.05%, Avg: 3.55%, Last: 4.87%
FTX Min: 2.05%, Max: 6.26%, Avg: 3.94%, Last: 5.78%
Huobi Min: -0.04%, Max: 4.62%, Avg: 2.72%, Last: 4.19%
CME* Min: 1.22%, Max: 6.12%, Avg: 3.02%, Last: 5.03%
BTC Spot Index Min: \$37.30k, Max: \$47.96k, Avg: \$41.47k, Last: \$47.91k

ETH Annlzd Rolling 3m Basis, 1m



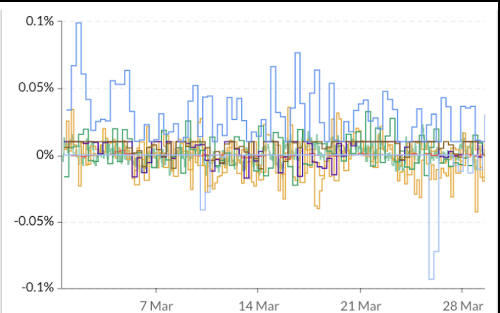
OKEx Min: 1.13%, Max: 6.61%, Avg: 3.56%, Last: 5.80%
Binance Min: 1.31%, Max: 5.76%, Avg: 3.26%, Last: 5.30%
Deribit Min: 1.89%, Max: 13.12%, Avg: 3.29%, Last: 5.36%
Huobi Min: 0.77%, Max: 5.08%, Avg: 2.80%, Last: 4.60%
FTX Min: 1.63%, Max: 7.10%, Avg: 3.62%, Last: 6.51%
BitMEX Min: 0.51%, Max: 16.39%, Avg: 4.77%, Last: 3.16%
CME* Min: 1.42%, Max: 6.46%, Avg: 3.28%, Last: 6.14%
ETH Spot Index Min: \$2.46k, Max: \$3.47k, Avg: \$2.83k, Last: \$3.47k

BTC Perp Swaps Funding, 1m



FTX Avg: 0.0008%, Huobi Avg: -0.0017%, BitMEX Avg: 0.0013%
Kraken Avg: -0.0052%, Deribit Avg: 0.0000%, OKEx Avg: -0.0007%
Bybit Avg: 0.0017%, Binance Avg: 0.0051%, Bitfinex Avg: 0%

ETH Perp Swaps Funding, 1m



FTX Avg: 0.0008%, Huobi Avg: 0.0003%, BitMEX Avg: 0.00296%
Kraken Avg: -0.0020%, Deribit Avg: 0.0000%, OKEx Avg: 0.0025%
Bybit Avg: 0.0042%, Binance Avg: 0.0068%, Bitfinex Avg: -0.0032%



Market Update – March 29, 2022

About GSR

GSR is a global leader in digital asset trading, market making, OTC derivatives, and investments. We operate in a culture of excellence and leverage our first-rate reputation, deep relationships and proprietary trading technology to move swiftly and capitalize on market opportunities.

GSR's experienced team brings together decades of institutional trading expertise, while our industry-leading proprietary technology stack anchors everything we do.

Our main service areas are: market making; proprietary and algorithmic trading; client execution; structured products; risk management solutions; and portfolio investments.

For more information or if we can help with anything, please see gsr.io or contact us at gsr@gsr.io.

Required Disclosures

This material is a product of the GSR Sales and Trading Department. It is not a product of a Research Department, not a research report, and not subject to all of the independence and disclosure standards applicable to research reports prepared pursuant to FINRA or CFTC research rules. This material is not independent of the Firm's proprietary interests, which may conflict with your interests. The Firm trades instruments discussed in this material for its own account. The author may have consulted with the Firm's traders and other personnel, who may have already traded based on the views expressed in this material, may trade contrary to the views expressed in this material, and may have positions in other instruments discussed herein. This material is intended only for institutional investors. Solely for purposes of the CFTC's rules and to the extent this material discusses derivatives, this material is a solicitation for entering into a derivatives transaction and should not be considered to be a derivatives research report.

This material is provided solely for informational purposes, is intended for your use only and does not constitute an offer or commitment, a solicitation of an offer or comment (except as noted for CFTC purposes), or any advice or recommendation, to enter into or conclude any transaction (whether on the indicative terms shown or otherwise), or to provide investment services in any state or country where such an offer or solicitation or provision would be illegal.

Information is based on sources considered to be reliable, but not guaranteed to be accurate or complete. Any opinions or estimates expressed herein reflect a judgment made as of the date of publication, and are subject to change without notice. Trading and investing in digital assets involves significant risks including price volatility and illiquidity and may not be suitable for all investors. GSR will not be liable whatsoever for any direct or consequential loss arising from the use of this Information. Copyright of this Information belongs to GSR. Neither this Information nor any copy thereof may be taken or rented or redistributed, directly or indirectly, without prior written permission of GSR. Not a solicitation to U.S. Entities or individuals for securities in any form. If you are such an entity, you must close this page.

Sources

CoinGecko	Santiment	DefiPulse	WoldCoinIndex.com	Yahoo
CoinMarketCap	Skew	TradingView	Investing.com	Google
		DefiLlama		