

## Crypto Leaderboard

Rank	Name	Ticker	Price	1h	24h	7d	24h Vol \$m	MC \$m	1-Year Chart
1	Bitcoin	BTC	\$39,092	1%	-1%	-4%	32,701	745,591	
2	Ethereum	ETH	\$2,869	1%	-2%	-4%	19,038	347,144	
3	Tether	USDT	\$1.00	0%	0%	0%	64,481	83,382	
4	Binance	BNB	\$398	1%	-1%	-2%	2,200	67,045	
5	USD//Coin	USDC	\$1	0%	0%	0%	5,127	49,480	
6	Solana	SOL	\$96.14	1%	-2%	-6%	1,136	32,208	
7	Terra	LUNA	\$86.72	1%	-5%	-4%	2,203	30,076	
8	Ripple	XRP	\$0.62	1%	-3%	-15%	2,670	30,027	
9	Cardano	ADA	\$0.82	1%	-3%	-10%	833	26,325	
10	TerraUSD	UST	\$1	0%	0%	0%	834	18,495	

## Top & Bottom Performers - Top 100 Tokens

24h		7 Days		30 Days		90 Days		365 Days	
NEXO	17%	APE	56%	NEXO	5%	ZIL	88%	KICK	8,641%
APE	8%	LDO	22%	HEX	4%	LUNA	70%	SHIB	1,519%
TRX	6%	GMT	21%	XMR	3%	RUNE	68%	HEX	903%
KAVA	2%	KAVA	19%	HT	1%	LEO	65%	LUNA	433%
AXS	-9%	OSMO	-21%	AXS	-45%	HNT	-44%	CTC	-85%
XCN	-10%	WAVES	-23%	PRIV	-49%	CCXX	-46%	FIL	-88%
ZEC	-10%	NEAR	-23%	ZIL	-53%	SAFEMOON	-49%	SAFEMOON	-89%
GRT	-10%	ZIL	-26%	WAVES	-71%	ONE	-50%	ICP	-97%

## Category Performance

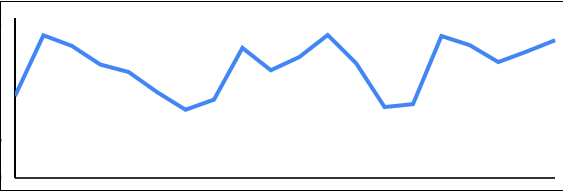
Category	1d	7d	30d	90d	365d	Ecosystem	1d	7d	30d	90d	365d
Meme	0%	-3%	-10%	1%	732%	Avalanche	-1%	-6%	-16%	3%	-68%
CEXs	-1%	-4%	-11%	6%	30%	Solana	-2%	-10%	-29%	0%	-34%
Defi	-3%	-9%	-24%	0%	-32%	xDAI	-3%	-10%	-28%	-8%	-64%
DAOs	-3%	-10%	-24%	-8%	-67%	Cosmos	-3%	-10%	-24%	-9%	-48%
DEX / B&L	-3%	-10%	-23%	3%	-63%	Polygon	-3%	-11%	-24%	6%	-9%
Privacy	-3%	-12%	-23%	9%	-63%	Terra	-3%	-12%	-31%	-17%	-47%
Smart Contract	-4%	-12%	-33%	-3%	-5%	Polkadot	-3%	-12%	-24%	27%	93%
Dist. Computing	-3%	-13%	-29%	-21%	-69%	BSC	-3%	-13%	-23%	-4%	67%
IoT	-3%	-13%	-38%	-14%	-76%						
NFTs	-4%	-14%	-34%	-24%	-8%						
Gaming	-5%	-17%	-37%	-28%	73%						

## Defi

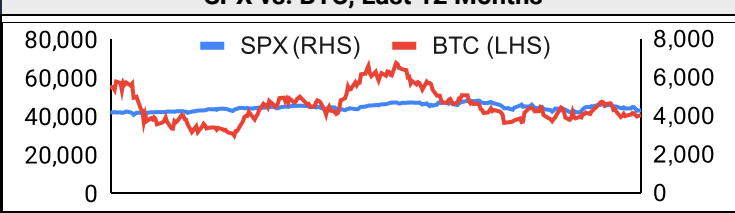
Total Value Locked, LTM, \$b	Top TVL By Protocol, \$b	DefiPulse Index, LTM

## Trading Volume

Aggregate Volumes by Product, \$b					Top Derivatives Exchanges, \$m and bps				Top Spot Exchanges, \$m			
	1d	7d	30d	O/I	Exchange	1d Vol	O/I	Mkr	Tkr	Exchange	Score	1d Vol
Spot	52	310	1,430	n/a	Binance	67,536	16,949	2.0	4.0	Binance	9.9	20,747
Perpetuals	116	633	2,800	30	OKX	15,609	3,712	2.0	5.0	Coinbase	8.3	2,852
Futures	1	14	35	1	Bybit	12,197	3,662	-2.5	7.5	FTX	8.2	1,983
Options	0	39	39	0	FTX	9,148	3,694	2.0	7.0	Kraken	7.9	805

20 Day Volume - Top 100 Tokens, \$b				Top Volume, 1d, \$m		Top Volume, %20d Avg		Low Volume, %20d Avg	
				USDT	76,685	NEXO	476%	DCR	53%
				BTC	35,990	PRIV	235%	COMP	59%
				ETH	19,439	BTT	228%	FTT	59%
				BUSD	5,855	STX	188%	WAVES	61%
				BCH	4,553	GRT	173%	SAFEMOON	62%

## Traditional Finance

Global Equity Markets							SPX vs. BTC, Last 12 Months	
	SPX	N100	FTSE	DAX	NIKKEI	HSI		
1D	2%	1%	0%	1%	2%	4%		
7D	0%	-1%	0%	-3%	1%	4%		
90D	-5%	-5%	1%	-16%	-1%	-8%		
365D	2%	1%	9%	-22%	-7%	-17%		

10-Year Treasury Yields							Commodities & FX					
	US	Brazil	UK	Ger	Japan	HK	Last	WTI	Gas	Gold	EUR/USD	USD/JPY
Last	2.89%	12.32%	1.88%	0.91%	0.22%	2.71%	Last	106	6.9	1,909	1.05	130.3
1d Chg	+0.028	+0.054	+0.0040	+0.0110	-0.002	-0.054	1d % Chg	+0.	+0.39%	+0.94%	+0.22%	-0.45%

## Crypto News

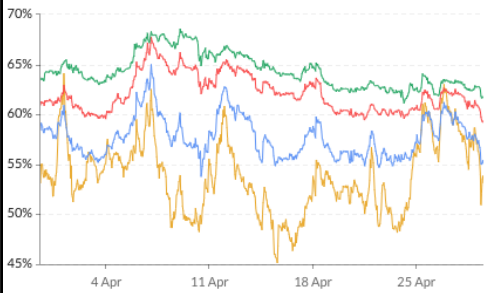
- [US Department of Labor Shares 'Grave Concerns' on Fidelity's Bitcoin Retirement Move - Decrypt](#)
- [Residents of 3 Chinese cities paying taxes and charges with digital yuan - Cointelegraph](#)
- [Goldman Sachs Makes Its First Bitcoin-Backed Loan - CoinDesk](#)
- [Panama Passes Law to Regulate Bitcoin, Legally Recognize DAOs - Decrypt](#)
- [Cloudflare stomps huge DDoS attack on crypto platform - The Register](#)
- [\\$27K 'max pain' Bitcoin price is ultimate buy-the-dip opportunity, says research - Cointelegraph](#)
- [Bahamas seeks to list its central bank digital currency on major crypto exchanges - Yahoo Finance](#)
- [Crypto Bill in U.S. House Would Limit SEC's Reach Over Exchanges - Bloomberg](#)
- [Binance blocks crypto accounts of relatives tied to the Russian government - Cointelegraph](#)
- [Bitcoin price slow to react as US dollar rally stops at 20-year highs - Cointelegraph](#)
- [VeChain can be used as payment in 2M stores — and VET bridged to BNB chain - Cointelegraph](#)
- [Senators Bragg and Lummis discuss crypto laws collaboration between US, Australia - Cointelegraph](#)
- [NFT traders STEP N to a new groove — Is move-to-earn the future of fitness or another fad? - Cointelegraph](#)
- [The NFT sector is projected to move around \\$800 billion over next 2 years: Report - Cointelegraph](#)
- [NYDFS calls for crypto firms to use blockchain analytics - Cointelegraph](#)
- [Ready, steady, NFT: Ukrainian government accepts NFT donations - Cointelegraph](#)
- [Aave founder Stani Kulechov briefly suspended from Twitter after joking about becoming interim CEO - Cointelegraph](#)



# Market Update - April 29, 2022

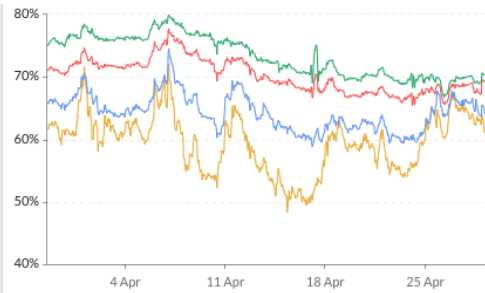
## Crypto Options

### BTC ATM Implied Vol, 1m



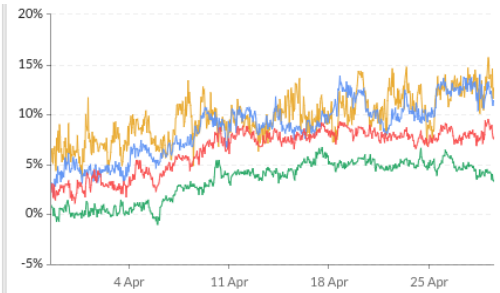
1wk ATM Vol Min: 45.1%, Max: 64.1%, Avg: 53.8%, Last: 53.1%  
 1mth ATM Vol Min: 53.8%, Max: 65.0%, Avg: 57.7%, Last: 55.1%  
 3mth ATM Vol Min: 59.2%, Max: 67.8%, Avg: 62.1%, Last: 59.2%  
 6mth ATM Vol Min: 61.1%, Max: 68.6%, Avg: 64.4%, Last: 61.7%

### ETH ATM Implied Vol, 1m



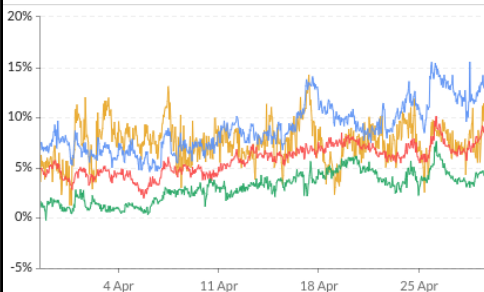
1wk ATM Vol Min: 48%, Max: 72%, Avg: 60%, Last: 59%  
 1mth ATM Vol Min: 59%, Max: 75%, Avg: 64%, Last: 61%  
 3mth ATM Vol Min: 65%, Max: 78%, Avg: 70%, Last: 67%  
 6mth ATM Vol Min: 67%, Max: 80%, Avg: 73%, Last: 70%

### BTC 25d Skew, 1m



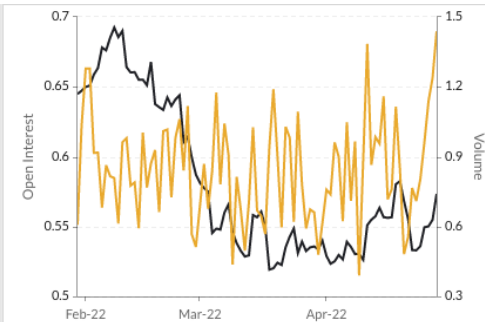
1wk 25d skew Min: 4%, Max: 16%, Avg: 10%, Last: 12%  
 1mth 25d skew Min: 2%, Max: 14%, Avg: 9%, Last: 11%  
 3mth 25d skew Min: 1%, Max: 10%, Avg: 6%, Last: 8%  
 6mth 25d skew Min: -1%, Max: 7%, Avg: 3%, Last: 3%

### ETH 25d Skew, 1m



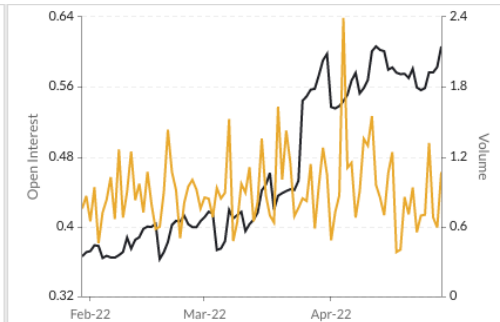
1wk 25d skew Min: 1%, Max: 14%, Avg: 7%, Last: 10%  
 1mth 25d skew Min: 5%, Max: 16%, Avg: 9%, Last: 13%  
 3mth 25d skew Min: 2%, Max: 10%, Avg: 6%, Last: 9%  
 6mth 25d skew Min: 0%, Max: 8%, Avg: 3%, Last: 4%

### BTC Put/Call Ratios, 3m



Open Interest Min: 0.52, Max: 0.69, Avg: 0.58, Last: 0.57  
 Volume Min: 0.39, Max: 1.44, Avg: 0.84, Last: 1.44

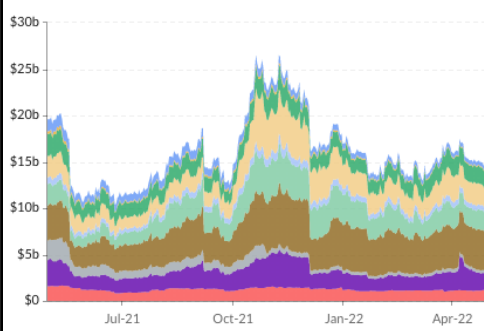
### ETH Put/Call Ratios, 3m



Open Interest Min: 0.36, Max: 0.61, Avg: 0.47, Last: 0.61  
 Volume Min: 0.38, Max: 2.39, Avg: 0.91, Last: 1.07

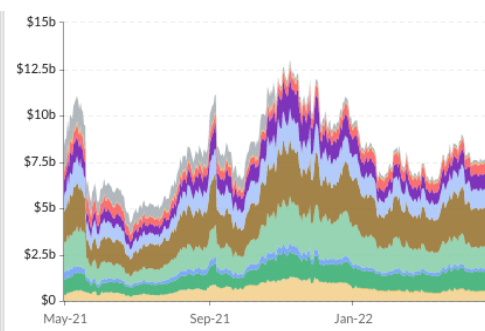
## Crypto Futures

### BTC Aggregate Open Interest, 1y



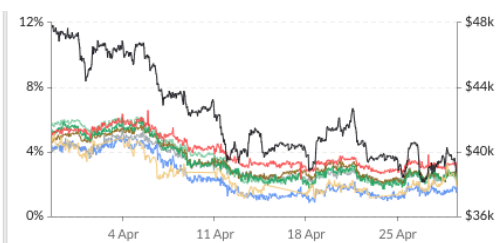
Deribit, Bybit, CME, Kraken, BitMEX, Huobi, OKEx, Binance, FTX

### ETH Aggregate Open Interest, 1y



CME, Kraken, BitMEX, Huobi, OKEx, Deribit, Bybit, Binance

### BTC Annlzd Rolling 3m Basis, 1m



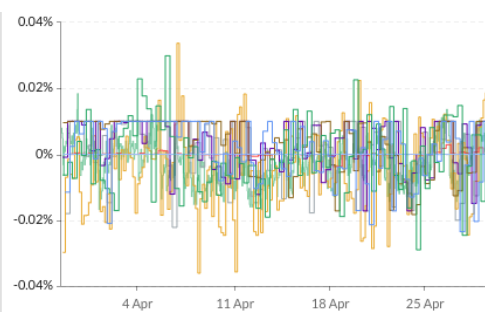
Huobi Min: 1.91%, Max: 5.67%, Avg: 3.20%, Last: 2.48%  
 BitMEX Min: 0.86%, Max: 4.87%, Avg: 2.41%, Last: 1.57%  
 FTX Min: 1.93%, Max: 6.18%, Avg: 3.57%, Last: 2.31%  
 Binance Min: 1.99%, Max: 5.65%, Avg: 3.46%, Last: 2.50%  
 OKEx Min: 1.67%, Max: 6.08%, Avg: 3.40%, Last: 2.14%  
 Deribit Min: 2.32%, Max: 6.56%, Avg: 4.03%, Last: 2.93%  
 CME\* Min: 1.10%, Max: 5.12%, Avg: 2.60%, Last: 1.93%  
 BTC Spot Index Min: \$38.12k, Max: \$47.85k, Avg: \$42.20k, Last: \$38.75k

### ETH Annlzd Rolling 3m Basis, 1m



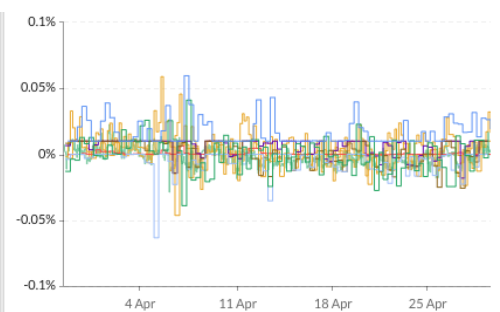
Binance Min: 1.53%, Max: 5.77%, Avg: 3.33%, Last: 2.25%  
 FTX Min: 1.46%, Max: 6.53%, Avg: 3.41%, Last: 2.03%  
 Huobi Min: 1.43%, Max: 5.18%, Avg: 2.90%, Last: 2.10%  
 Deribit Min: 1.34%, Max: 6.28%, Avg: 3.25%, Last: 2.03%  
 OKEx Min: 1.17%, Max: 6.22%, Avg: 3.33%, Last: 2.22%  
 CME\* Min: 1.05%, Max: 6.14%, Avg: 2.80%, Last: 1.28%  
 ETH Spot Index Min: \$2.81k, Max: \$3.54k, Avg: \$3.14k, Last: \$2.84k

### BTC Perp Swaps Funding, 1m



FTX Avg: -0.0026% Huobi Avg: 0.0009% BitMEX Avg: 0.0016%  
 Kraken Avg: -0.0047% Deribit Avg: 0.0001% Bybit Avg: 0.0032%  
 Binance Avg: 0.0035% Bitfinex Avg: 0% OKEx Avg: -0.0008%

### ETH Perp Swaps Funding, 1m



FTX Avg: -0.0024% Huobi Avg: 0.0001% BitMEX Avg: 0.0169%  
 Kraken Avg: 0.0061% Deribit Avg: 0.0004% Bybit Avg: 0.0058%  
 Binance Avg: 0.0013% Bitfinex Avg: -0.0005% OKEx Avg: -0.0003%



GSR

# Market Update - April 29, 2022

## About GSR

GSR is a global leader in digital asset trading, market making, OTC derivatives, and investments. We operate in a culture of excellence and leverage our first-rate reputation, deep relationships and proprietary trading technology to move swiftly and capitalize on market opportunities.

GSR's experienced team brings together decades of institutional trading expertise, while our industry-leading proprietary technology stack anchors everything we do.

Our main service areas are: market making; proprietary and algorithmic trading; client execution; structured products; risk management solutions; and portfolio investments.

For more information or if we can help with anything, please see [gsr.io](https://gsr.io) or contact us at [gsr@gsr.io](mailto:gsr@gsr.io).

## Required Disclosures

This material is a product of the GSR Sales and Trading Department. It is not a product of a Research Department, not a research report, and not subject to all of the independence and disclosure standards applicable to research reports prepared pursuant to FINRA or CFTC research rules. This material is not independent of the Firm's proprietary interests, which may conflict with your interests. The Firm trades instruments discussed in this material for its own account. The author may have consulted with the Firm's traders and other personnel, who may have already traded based on the views expressed in this material, may trade contrary to the views expressed in this material, and may have positions in other instruments discussed herein. This material is intended only for institutional investors. Solely for purposes of the CFTC's rules and to the extent this material discusses derivatives, this material is a solicitation for entering into a derivatives transaction and should not be considered to be a derivatives research report.

This material is provided solely for informational purposes, is intended for your use only and does not constitute an offer or commitment, a solicitation of an offer or comment (except as noted for CFTC purposes), or any advice or recommendation, to enter into or conclude any transaction (whether on the indicative terms shown or otherwise), or to provide investment services in any state or country where such an offer or solicitation or provision would be illegal.

Information is based on sources considered to be reliable, but not guaranteed to be accurate or complete. Any opinions or estimates expressed herein reflect a judgment made as of the date of publication, and are subject to change without notice. Trading and investing in digital assets involves significant risks including price volatility and illiquidity and may not be suitable for all investors. GSR will not be liable whatsoever for any direct or consequential loss arising from the use of this Information. Copyright of this Information belongs to GSR. Neither this Information nor any copy thereof may be taken or rented or redistributed, directly or indirectly, without prior written permission of GSR. Not a solicitation to U.S. Entities or individuals for securities in any form. If you are such an entity, you must close this page.

## Sources

CoinGecko	Santiment	DefiPulse	WoldCoinIndex.com	Yahoo
CoinMarketCap	Skew	TradingView	Investing.com	Google
		DefiLlama		