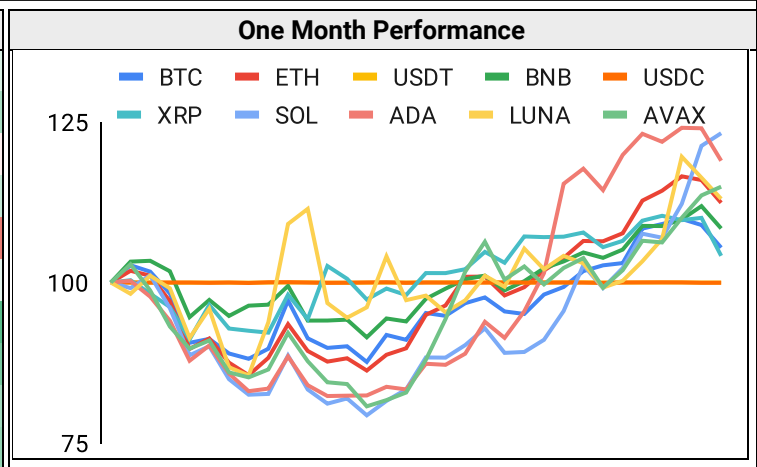



Crypto Leaderboard

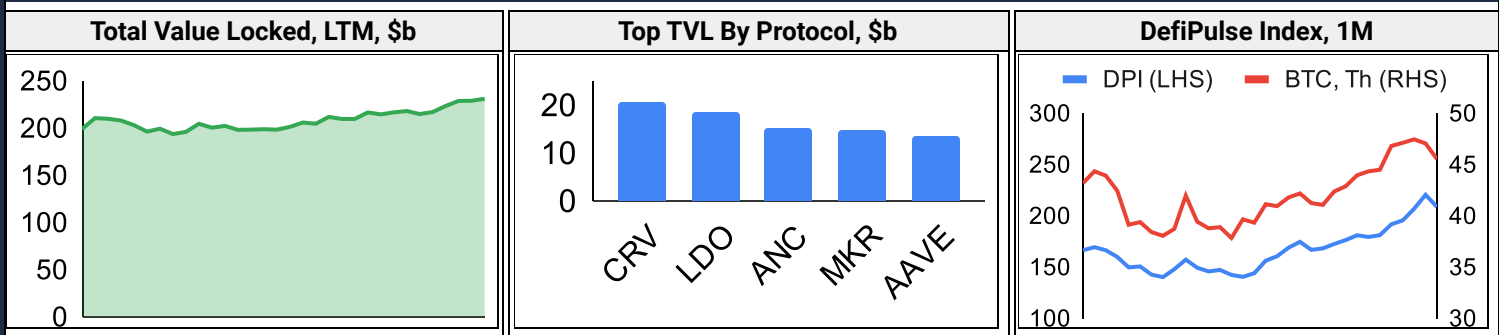
Rank	Name	Ticker	Price	MC, \$b	1M
1	Bitcoin	BTC	45,539	865	5%
2	Ethereum	ETH	3,282	394	12%
3	Tether	USDT	1.00	82	0%
4	BNB	BNB	429	71	8%
5	USDCoin	USDC	1.00	51	0%
6	Ripple	XRP	0.81	0	4%
7	Solana	SOL	123	0	23%
8	Cardano	ADA	1.14	39	19%
9	Terra	LUNA	103	37	13%
10	Avalanche	AVAX	97	26	15%



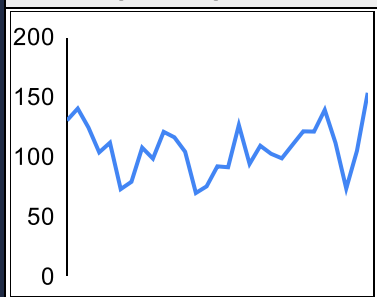
One-Month Performance

By Token		By Category		By Ecosystem		Traditional Finance	
WAVES	392%	Smart Cont	67%	Cosmos	53%	Gas	28.2%
ZIL	352%	DEX / B&L	62%	BSC	50%	USD/JPY	5.8%
RUNE	229%	IoT	51%	Polkadot	47%	NIKKEI	4.9%
SNX	83%	Defi	50%	Solana	38%	WTI	4.4%
ZEC	73%	Privacy	44%	Polygon	35%	SPX	3.6%
ETC	72%	DAOs	39%	xDAI	34%	Gold	2.3%
AMP	-7%	NFTs	33%	Avalanche	14%	FTSE	0.8%
OSMO	-10%	Dist Comput	19%	Terra	12%	N100	0.1%
FTM	-11%	Gaming	16%			DAX	-0.3%
JUNO	-32%	CEXs	12%			EUR/USD	-1.4%
HEART	-65%	Meme	11%			HSI	-2.9%

Defi



One-Month Trading Volumes

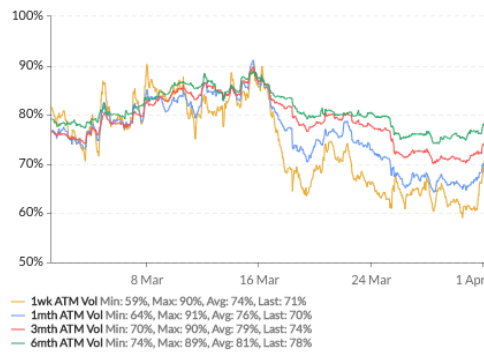
Top 100, Spot, \$b	Top Spot by Token, \$b	Top Spot Exchanges, \$b	Aggregate Derivs Vols, \$b																			
	USDT 1,931	Binance 471.0	<table border="1"> <thead> <tr> <th></th> <th>1M</th> <th>O/I</th> </tr> </thead> <tbody> <tr><td>Spot</td><td>1,520</td><td>na</td></tr> <tr><td>Perpetuals</td><td>7,140</td><td>35</td></tr> <tr><td>Futures</td><td>34</td><td>1</td></tr> <tr><td>Options</td><td>10</td><td>0</td></tr> <tr><td>Total</td><td>8,704</td><td>36</td></tr> </tbody> </table>			1M	O/I	Spot	1,520	na	Perpetuals	7,140	35	Futures	34	1	Options	10	0	Total	8,704	36
	1M	O/I																				
Spot	1,520	na																				
Perpetuals	7,140	35																				
Futures	34	1																				
Options	10	0																				
Total	8,704	36																				
	BUSD 163	Coinbase 78.7																				
	USDC 122	OKEx 70.4																				
	BCH 120	FTX 52.8																				
	LUNA 92	Upbit 50.3																				
	SOL 71	Huobi 44.8																				
	XRP 70	Gate.io 42.9																				

Crypto Options

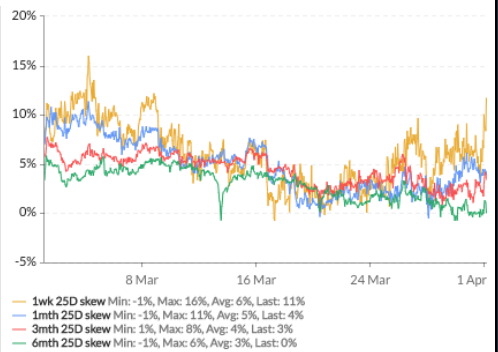
BTC ATM Implied Vol



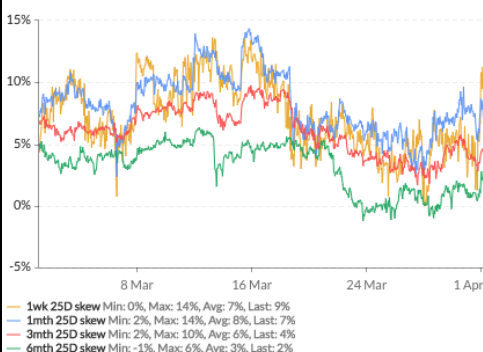
ETH ATM Implied Vol



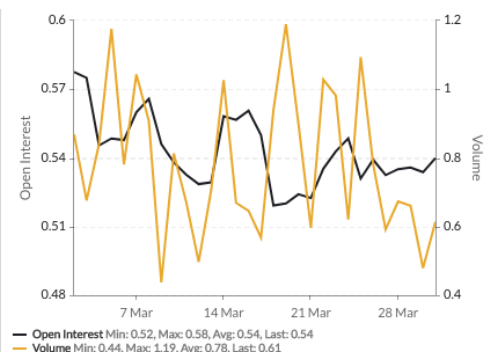
BTC 25d Skew



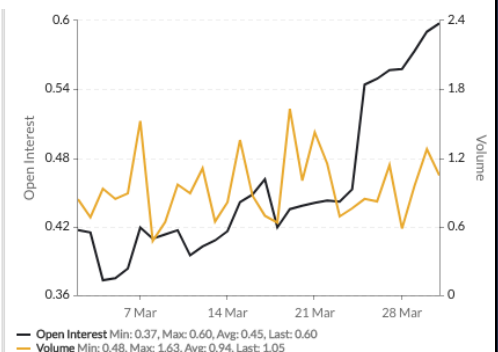
ETH 25d Skew



BTC Put/Call Ratio

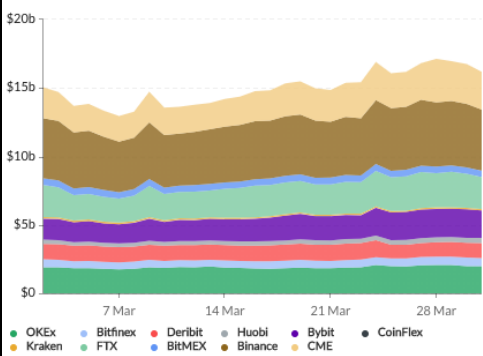


ETH Put/Call Ratio

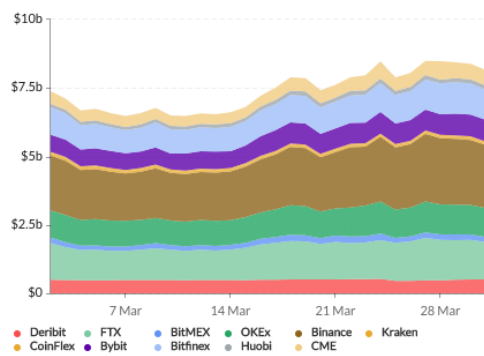


Crypto Futures

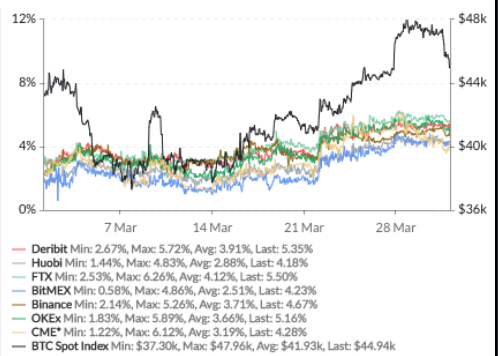
BTC Aggregate Open Interest



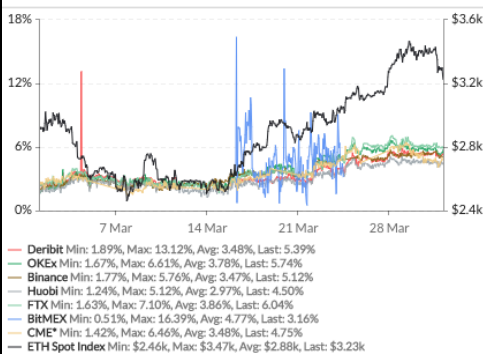
ETH Aggregate Open Interest



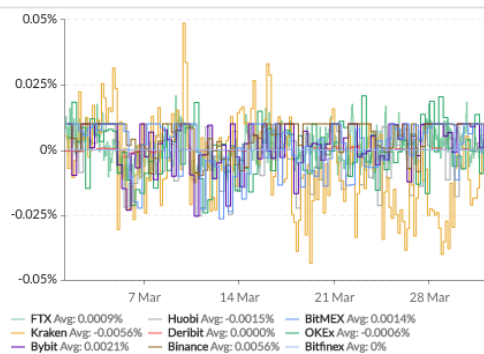
BTC Annlzd Rolling 3m Basis



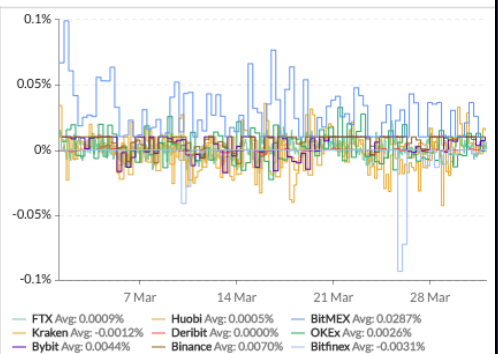
ETH Annlz Rolling 3m Basis



BTC Perp Swaps Funding



ETH Perp Swaps Funding





March Market Update

About GSR

GSR is a global leader in digital asset trading, market making, OTC derivatives, and investments. We operate in a culture of excellence and leverage our first-rate reputation, deep relationships and proprietary trading technology to move swiftly and capitalize on market opportunities.

GSR's experienced team brings together decades of institutional trading expertise, while our industry-leading proprietary technology stack anchors everything we do.

Our main service areas are: market making; proprietary and algorithmic trading; client execution; structured products; risk management solutions; and portfolio investments.

For more information or if we can help with anything, please see gsr.io or contact us at gsr@gsr.io.

Required Disclosures

This material is a product of the GSR Sales and Trading Department. It is not a product of a Research Department, not a research report, and not subject to all of the independence and disclosure standards applicable to research reports prepared pursuant to FINRA or CFTC research rules. This material is not independent of the Firm's proprietary interests, which may conflict with your interests. The Firm trades instruments discussed in this material for its own account. The author may have consulted with the Firm's traders and other personnel, who may have already traded based on the views expressed in this material, may trade contrary to the views expressed in this material, and may have positions in other instruments discussed herein. This material is intended only for institutional investors. Solely for purposes of the CFTC's rules and to the extent this material discusses derivatives, this material is a solicitation for entering into a derivatives transaction and should not be considered to be a derivatives research report.

This material is provided solely for informational purposes, is intended for your use only and does not constitute an offer or commitment, a solicitation of an offer or comment (except as noted for CFTC purposes), or any advice or recommendation, to enter into or conclude any transaction (whether on the indicative terms shown or otherwise), or to provide investment services in any state or country where such an offer or solicitation or provision would be illegal.

Information is based on sources considered to be reliable, but not guaranteed to be accurate or complete. Any opinions or estimates expressed herein reflect a judgment made as of the date of publication, and are subject to change without notice. Trading and investing in digital assets involves significant risks including price volatility and illiquidity and may not be suitable for all investors. GSR will not be liable whatsoever for any direct or consequential loss arising from the use of this Information. Copyright of this Information belongs to GSR. Neither this Information nor any copy thereof may be taken or rented or redistributed, directly or indirectly, without prior written permission of GSR. Not a solicitation to U.S. Entities or individuals for securities in any form. If you are such an entity, you must close this page.

Sources

CoinGecko	Santiment	TradingView	Investing.com	Google Finance
CoinMarketCap	DefiLlama	WorldCoinIndex	The Block	Yahoo Finance