











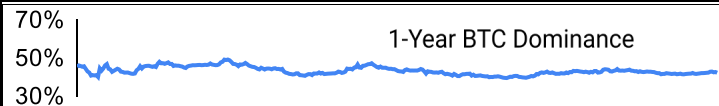
Crypto Leaderboard

| Rank | Name | Ticker | Price | 1h | 24h | 7d | 24h Vol \$m | MC \$m | 1-Year Chart |
|------|----------|--------|----------|-----|-----|-----|-------------|---------|---|
| 1 | Bitcoin | BTC | \$39,537 | 0% | 1% | 1% | 27,951 | 752,516 |  |
| 2 | Ethereum | ETH | \$2,932 | 0% | 3% | 2% | 15,747 | 353,808 |  |
| 3 | Tether | USDT | \$1.00 | 0% | 0% | 0% | 53,759 | 83,201 |  |
| 4 | BNB | BNB | \$407 | 0% | 4% | 4% | 1,362 | 68,415 |  |
| 5 | USD Coin | USDC | \$1 | 0% | 0% | 0% | 4,676 | 48,769 |  |
| 6 | Solana | SOL | \$92.88 | 1% | 6% | -6% | 1,355 | 31,012 |  |
| 7 | Ripple | XRP | \$0.64 | 0% | 3% | -2% | 2,850 | 30,828 |  |
| 8 | Terra | LUNA | \$85.63 | 0% | 0% | -4% | 1,734 | 29,365 |  |
| 9 | Cardano | ADA | \$0.86 | -1% | 5% | 3% | 1,558 | 27,665 |  |
| 10 | TerraUSD | UST | \$1 | 0% | 0% | 0% | 807 | 18,680 |  |

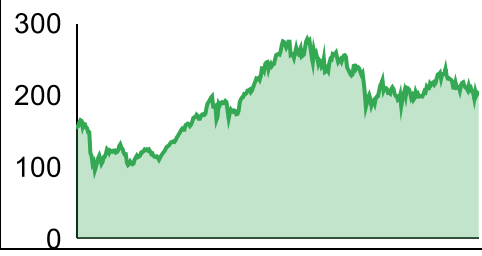
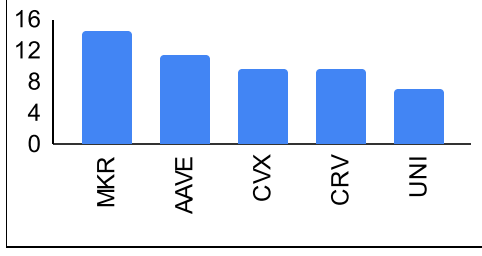
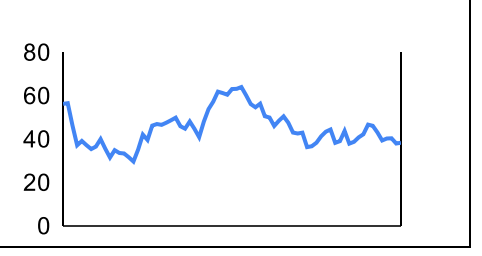
Top & Bottom Performers - Top 100 Tokens

| 24h | | 7 Days | | 30 Days | | 90 Days | | 365 Days | |
|-------|-----|--------|------|---------|------|---------|--------|----------|--------|
| ZIL | 23% | TRX | 32% | GMT | 53% | GMT | 2,117% | GMT | 2,117% |
| WAVES | 14% | GT | 7% | APE | 36% | XCN | 90% | SHIB | 1,150% |
| AXS | 14% | ALGO | 6% | TRX | 20% | ZIL | 78% | GALA | 686% |
| LRC | 13% | CRV | 6% | XCN | 14% | WAVES | 71% | LUNA | 404% |
| LEO | -1% | FIL | -14% | ONE | -41% | APE | -47% | UNI | -81% |
| KCS | -1% | GMT | -14% | AXS | -45% | OSMO | -52% | NEO | -83% |
| GMT | -1% | APE | -18% | WAVES | -48% | ONE | -54% | FLOW | -85% |
| NEXO | -2% | CRO | -21% | OSMO | -48% | FTM | -60% | FIL | -90% |

Category Performance

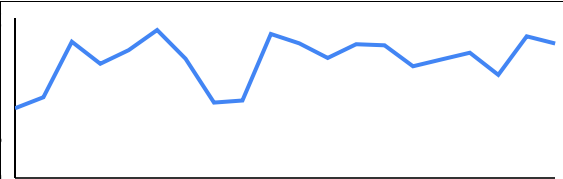
| Category | 1d | 7d | 30d | 90d | 365d | Ecosystem | 1d | 7d | 30d | 90d | 365d |
|-----------------|-----|------|------|------|------|--|-----|-----|------|------|------|
| Privacy | 0% | -2% | -19% | 2% | -67% | Terra | 2% | 2% | -29% | -7% | -73% |
| Smart Contract | 0% | -3% | -29% | -9% | -20% | Avalanche | 0% | 0% | -13% | -12% | -43% |
| IoT | -1% | -3% | -33% | -20% | -78% | BSC | 0% | -5% | -27% | -18% | -68% |
| CEXs | 0% | -3% | -13% | -9% | -1% | Polygon | -1% | -6% | -26% | -20% | -56% |
| DAOs | 0% | -4% | -22% | -15% | -69% | Solana | 0% | -7% | -31% | -5% | -16% |
| DEX / B&L | 0% | -4% | -20% | -4% | -65% | Cosmos | -1% | -8% | -30% | -27% | -53% |
| Defi | 0% | -4% | -23% | -7% | -38% | Polkadot | -1% | -8% | -27% | 31% | 83% |
| Meme | -1% | -4% | -21% | -6% | 535% | xDAI | -1% | -9% | -28% | -7% | 44% |
| Dist. Computing | -2% | -6% | -29% | -25% | -70% |  | | | | | |
| NFTs | -1% | -8% | -33% | -30% | -1% | | | | | | |
| Gaming | 0% | -10% | -37% | -37% | 84% | | | | | | |

Defi

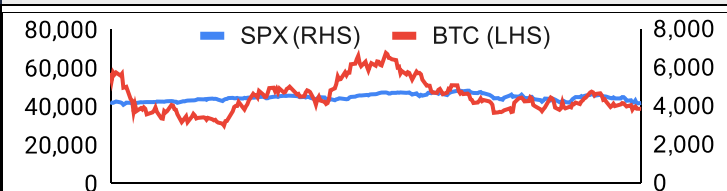
| Total Value Locked, LTM, \$b | Top TVL By Protocol, \$b | DefiPulse Index, LTM |
|--|--|---|
|  |  |  |

Trading Volume

| Aggregate Volumes by Product, \$b | | | | | Top Derivatives Exchanges, \$m and bps | | | | | Top Spot Exchanges, \$m | | |
|-----------------------------------|----|-----|-------|-----|--|--------|--------|------|-----|-------------------------|-------|--------|
| | 1d | 7d | 30d | O/I | Exchange | 1d Vol | O/I | Mkr | Tkr | Exchange | Score | 1d Vol |
| Spot | 48 | 309 | 1,340 | n/a | Binance | 54,858 | 17,985 | 2.0 | 4.0 | Binance | 9.9 | 16,703 |
| Perpetuals | 95 | 641 | 2,730 | 32 | OKX | 14,119 | 1,348 | 2.0 | 5.0 | Coinbase | 8.4 | 2,562 |
| Futures | 1 | 9 | 37 | 1 | MEXC | 10,308 | 1,460 | 0.0 | 0.0 | FTX | 8.3 | 2,071 |
| Options | 0 | 0 | 0 | 0 | Bybit | 9,500 | 3,727 | -2.5 | 7.5 | Kraken | 7.9 | 829 |

| 20 Day Volume - Top 100 Tokens, \$b | | | | | Top Volume, 1d, \$m | | Top Volume, %20d Avg | | Low Volume, %20d Avg | |
|--|--|--|--|--|---------------------|--------|----------------------|------|----------------------|-----|
|  | | | | | USDT | 69,262 | ZIL | 302% | GMT | 55% |
| | | | | | BTC | 33,780 | WAVES | 244% | STX | 58% |
| | | | | | ETH | 16,729 | TRX | 200% | CDAI | 63% |
| | | | | | BUSD | 4,258 | ADA | 191% | FTT | 63% |
| | | | | | USDC | 4,143 | FRAX | 185% | SNX | 63% |

Traditional Finance

| Global Equity Markets | | | | | | | SPX vs. BTC, Last 12 Months | |
|-----------------------|-----|------|------|------|--------|------|---|--|
| | SPX | N100 | FTSE | DAX | NIKKEI | HSI |  | |
| 1D | 3% | 2% | 2% | 2% | 0% | 0% | | |
| 7D | 0% | 0% | 1% | 2% | 0% | 3% | | |
| 90D | -4% | -5% | 1% | -13% | -2% | -9% | | |
| 365D | 3% | 0% | 8% | -20% | -9% | -18% | | |

| 10-Year Treasury Yields | | | | | | | Commodities & FX | | | | | |
|-------------------------|--------|--------|--------|--------|--------|--------|------------------|-----|--------|--------|---------|---------|
| | US | Brazil | UK | Ger | Japan | HK | | WTI | Gas | Gold | EUR/USD | USD/JPY |
| Last | 2.95% | 12.27% | 1.82% | 0.92% | 0.22% | 2.86% | Last | 109 | 8.5 | 1,908 | 1.06 | 129.8 |
| 1d Chg | +0.031 | -0.049 | -0.144 | -0.059 | -0.001 | -0.055 | 1d % Chg | +1. | +0.67% | +2.11% | -0.63% | +0.58% |

Crypto News

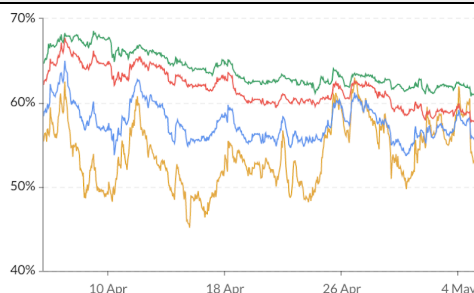
[DeFi Tokens Jump Double Digits as Bitcoin, Ethereum Mount Recovery - Decrypt](#)
[Gold and bitcoin jump as Fed's Powell takes 75bps hike off the table in June - Kitco NEWS](#)
[Bitcoin Miner Argo Borrows Another \\$70M for Rigs From NYDIG - Decrypt](#)
[Coinbase's plans to purchase firm behind Mercado Bitcoin fall through: Report - Cointelegraph](#)
[Bitcoin-friendly Republican candidate JD Vance wins Ohio Senate primary - Cointelegraph](#)
[Bitcoin Adoption by Central African Republic a Concern, IMF Says - Bloomberg](#)
[DOT rallies 12% in a day as Polkadot gears up to solve a major blockchain hacking problem - Cointelegraph](#)
[Bitcoin celebrates halfway to the halving with new hash rate record - Cointelegraph](#)
[Chainlink set to power Latin American real estate platform - Cointelegraph](#)
[Opera browser enables direct access to BNB Chain-based DApp ecosystem - Cointelegraph](#)
[Gucci the latest luxury brand to accept crypto payments in store - Cointelegraph](#)
[Socios signs up Major League Soccer — but it's not a token effort yet - Cointelegraph](#)
[New crypto litigation tracker highlights 300 cases from SafeMoon to Pepe the Frog - Cointelegraph](#)
[Kazakhstan ramps up power consumption reporting requirements for crypto miners - Cointelegraph](#)
[France's financial authority approves Binance's registration as digital asset service provider - Cointelegraph](#)
[Hundreds of NFTs listed on OpenSea from Shanghai residents during COVID lockdown - Cointelegraph](#)
[California governor issues blockchain executive order building on US President's regulatory efforts - Cointelegraph](#)



Market Update - May 5, 2022

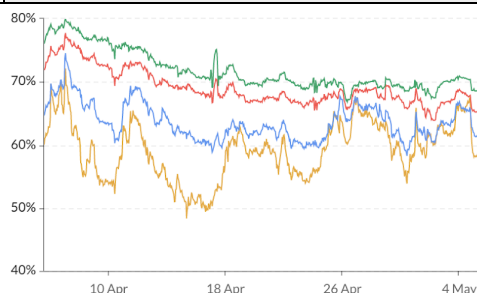
Crypto Options

BTC ATM Implied Vol, 1m



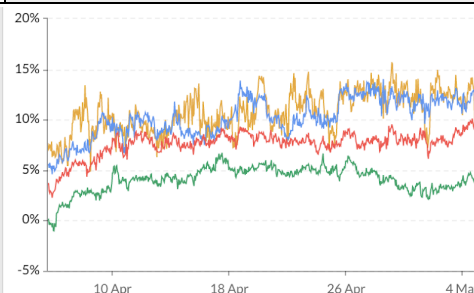
1wk ATM Vol Min: 45.1%, Max: 63.0%, Avg: 53.8%, Last: 51.5%
1mth ATM Vol Min: 53.7%, Max: 65.0%, Avg: 57.5%, Last: 55.2%
3mth ATM Vol Min: 57.6%, Max: 67.8%, Avg: 61.7%, Last: 57.9%
6mth ATM Vol Min: 60.8%, Max: 68.6%, Avg: 63.9%, Last: 61.0%

ETH ATM Implied Vol, 1m



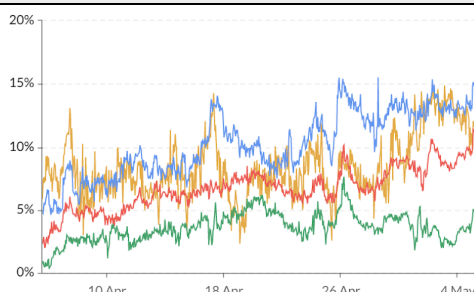
1wk ATM Vol Min: 48%, Max: 72%, Avg: 59%, Last: 55%
1mth ATM Vol Min: 58%, Max: 75%, Avg: 64%, Last: 61%
3mth ATM Vol Min: 64%, Max: 78%, Avg: 69%, Last: 65%
6mth ATM Vol Min: 67%, Max: 80%, Avg: 72%, Last: 69%

BTC 25d Skew, 1m



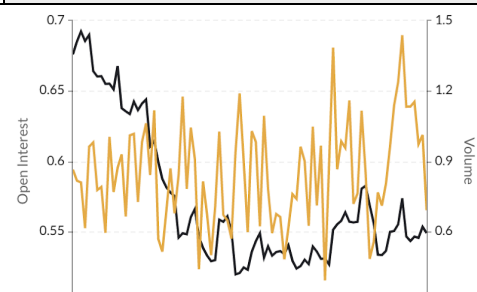
1wk 25d skew Min: 5%, Max: 16%, Avg: 11%, Last: 11%
1mth 25d skew Min: 5%, Max: 14%, Avg: 10%, Last: 10%
3mth 25d skew Min: 2%, Max: 10%, Avg: 8%, Last: 9%
6mth 25d skew Min: -1%, Max: 7%, Avg: 4%, Last: 4%

ETH 25d Skew, 1m



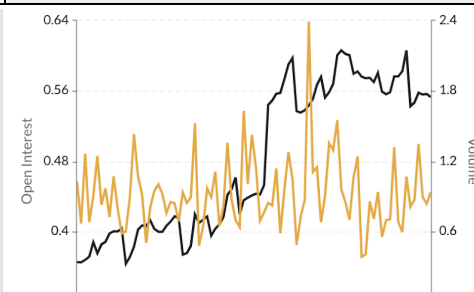
1wk 25d skew Min: 2%, Max: 15%, Avg: 8%, Last: 10%
1mth 25d skew Min: 5%, Max: 16%, Avg: 10%, Last: 14%
3mth 25d skew Min: 2%, Max: 12%, Avg: 7%, Last: 10%
6mth 25d skew Min: 0%, Max: 8%, Avg: 4%, Last: 4%

BTC Put/Call Ratios, 3m



Open Interest Min: 0.52, Max: 0.69, Avg: 0.57, Last: 0.55
Volume Min: 0.39, Max: 1.44, Avg: 0.85, Last: 0.69

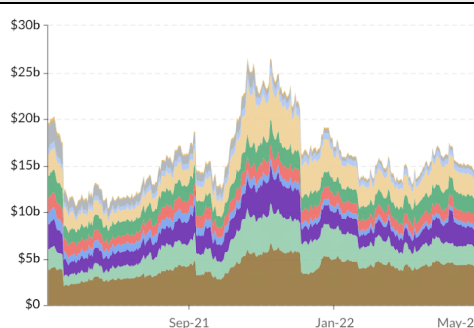
ETH Put/Call Ratios, 3m



Open Interest Min: 0.36, Max: 0.61, Avg: 0.48, Last: 0.55
Volume Min: 0.38, Max: 2.39, Avg: 0.92, Last: 0.94

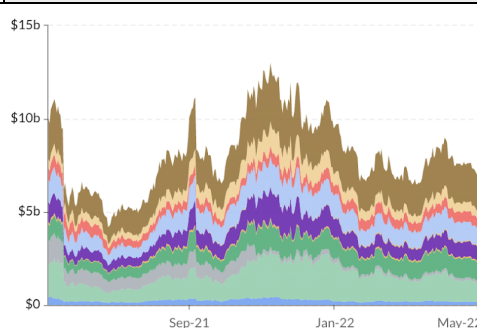
Crypto Futures

BTC Aggregate Open Interest, 1y



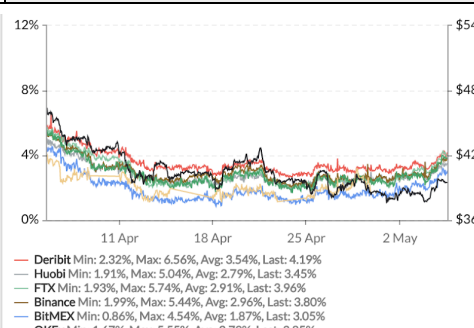
Binance, FTX, Bybit, BitMEX, Deribit, OKEx, CME, Bitfinex, Huobi, CoinFlex, Kraken

ETH Aggregate Open Interest, 1y



BitMEX, FTX, Huobi, OKEx, Kraken, Bybit, CoinFlex, Bitfinex, Deribit, CME, Binance

BTC Annlzd Rolling 3m Basis, 1m



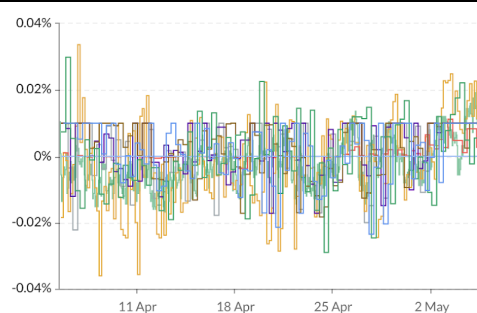
Deribit Min: 2.32%, Max: 6.56%, Avg: 3.54%, Last: 4.19%
Huobi Min: 1.91%, Max: 5.04%, Avg: 2.79%, Last: 3.45%
FTX Min: 1.93%, Max: 5.74%, Avg: 2.91%, Last: 3.96%
Binance Min: 1.99%, Max: 5.44%, Avg: 2.96%, Last: 3.80%
BitMEX Min: 0.86%, Max: 4.54%, Avg: 1.87%, Last: 3.05%
OKEx Min: 1.67%, Max: 5.55%, Avg: 2.79%, Last: 3.85%
CME* Min: 1.10%, Max: 4.09%, Avg: 2.09%, Last: 1.66%
BTC Spot Index Min: \$37.64k, Max: \$46.42k, Avg: \$40.47k, Last: \$39.50k

ETH Annlzd Rolling 3m Basis, 1m



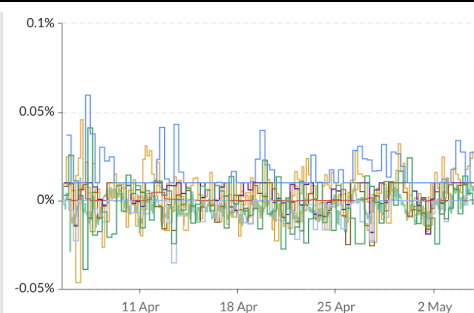
FTX Min: 1.38%, Max: 5.99%, Avg: 2.53%, Last: 3.11%
Binance Min: 1.53%, Max: 5.51%, Avg: 2.69%, Last: 3.51%
Huobi Min: 1.43%, Max: 5.15%, Avg: 2.37%, Last: 2.88%
OKEx Min: 1.17%, Max: 5.73%, Avg: 2.56%, Last: 3.37%
Deribit Min: 1.34%, Max: 5.52%, Avg: 2.56%, Last: 3.12%
CME* Min: 1.05%, Max: 4.06%, Avg: 2.18%, Last: 1.48%
ETH Spot Index Min: \$2.79k, Max: \$3.48k, Avg: \$3.01k, Last: \$2.93k

BTC Perp Swaps Funding, 1m



FTX Avg: -0.0024%, Huobi Avg: 0.0013%, BitMEX Avg: 0.0014%
Kraken Avg: -0.0022%, Deribit Avg: 0.0007%, Bybit Avg: 0.0030%
Binance Avg: 0.0027%, Bitfinex Avg: 0%, OKEx Avg: -0.0011%

ETH Perp Swaps Funding, 1m



FTX Avg: -0.0034%, Huobi Avg: 0.0002%, BitMEX Avg: 0.0174%
Kraken Avg: 0.0053%, Deribit Avg: 0.0003%, Bybit Avg: 0.0050%
Binance Avg: -0.0006%, Bitfinex Avg: -0.0054%, OKEx Avg: -0.0015%



Market Update – May 5, 2022

About GSR

GSR is a global leader in digital asset trading, market making, OTC derivatives, and investments. We operate in a culture of excellence and leverage our first-rate reputation, deep relationships and proprietary trading technology to move swiftly and capitalize on market opportunities.

GSR's experienced team brings together decades of institutional trading expertise, while our industry-leading proprietary technology stack anchors everything we do.

Our main service areas are: market making; proprietary and algorithmic trading; client execution; structured products; risk management solutions; and portfolio investments.

For more information or if we can help with anything, please see gsr.io or contact us at gsr@gsr.io.

Required Disclosures

This material is a product of the GSR Sales and Trading Department. It is not a product of a Research Department, not a research report, and not subject to all of the independence and disclosure standards applicable to research reports prepared pursuant to FINRA or CFTC research rules. This material is not independent of the Firm's proprietary interests, which may conflict with your interests. The Firm trades instruments discussed in this material for its own account. The author may have consulted with the Firm's traders and other personnel, who may have already traded based on the views expressed in this material, may trade contrary to the views expressed in this material, and may have positions in other instruments discussed herein. This material is intended only for institutional investors. Solely for purposes of the CFTC's rules and to the extent this material discusses derivatives, this material is a solicitation for entering into a derivatives transaction and should not be considered to be a derivatives research report.

This material is provided solely for informational purposes, is intended for your use only and does not constitute an offer or commitment, a solicitation of an offer or comment (except as noted for CFTC purposes), or any advice or recommendation, to enter into or conclude any transaction (whether on the indicative terms shown or otherwise), or to provide investment services in any state or country where such an offer or solicitation or provision would be illegal.

Information is based on sources considered to be reliable, but not guaranteed to be accurate or complete. Any opinions or estimates expressed herein reflect a judgment made as of the date of publication, and are subject to change without notice. Trading and investing in digital assets involves significant risks including price volatility and illiquidity and may not be suitable for all investors. GSR will not be liable whatsoever for any direct or consequential loss arising from the use of this Information. Copyright of this Information belongs to GSR. Neither this Information nor any copy thereof may be taken or rented or redistributed, directly or indirectly, without prior written permission of GSR. Not a solicitation to U.S. Entities or individuals for securities in any form. If you are such an entity, you must close this page.

Sources

| | | | | |
|---------------|-----------|-------------|-------------------|--------|
| CoinGecko | Santiment | DefiPulse | WoldCoinIndex.com | Yahoo |
| CoinMarketCap | Skew | TradingView | Investing.com | Google |
| | | DefiLlama | | |