




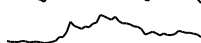






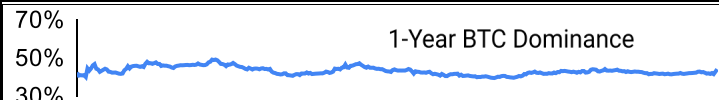
Crypto Leaderboard

Rank	Name	Ticker	Price	1h	24h	7d	24h Vol \$m	MC \$m	1-Year Chart
1	Bitcoin	BTC	\$28,432	0%	-10%	-28%	79,246	540,010	
2	Ethereum	ETH	\$1,949	-1%	-20%	-34%	55,931	234,325	
3	Tether	USDT	\$1.00	0%	0%	0%	162,113	82,569	
4	USD Coin	USDC	\$1	0%	0%	1%	30,198	49,171	
5	BNB	BNB	\$272	2%	-11%	-32%	4,312	45,530	
6	Ripple	XRP	\$0.38	-1%	-23%	-42%	6,705	18,249	
7	Binance	BUSD	\$1.01	-1%	0%	1%	24,638	16,886	
8	Cardano	ADA	\$0.46	-2%	-27%	-48%	3,247	15,608	
9	Solana	SOL	\$43.80	-3%	-30%	-53%	5,095	14,811	
10	Dogecoin	DOGE	\$0.1	-2%	-25%	-43%	2,884	10,261	

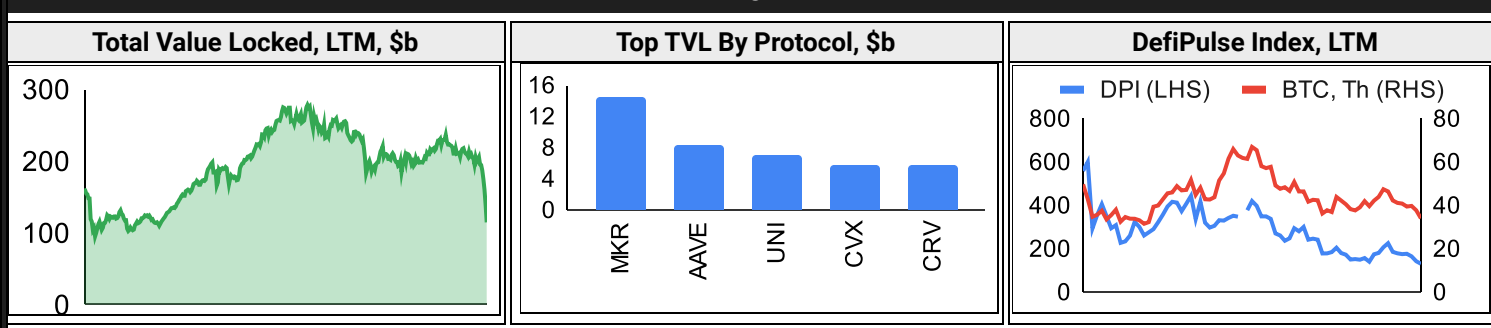
Top & Bottom Performers - Top 100 Tokens

24h		7 Days		30 Days		90 Days		365 Days	
SAPP	29%	SAPP	4%	SAPP	18%	GMT	589%	GMT	587%
UST	26%	FEI	1%	TRX	18%	XCN	52%	AXS	244%
TRX	10%	CDAI	1%	TUSD	1%	SAPP	28%	SAPP	205%
AXS	9%	CUSDC	1%	USDP	0%	TRX	10%	SAND	193%
TFUEL	-33%	RUNE	-61%	MANA	-67%	MANA	-75%	NEO	-90%
FTM	-39%	FXS	-63%	WAVES	-69%	OSMO	-78%	GRT	-90%
GRT	-42%	FTM	-70%	OSMO	-70%	APE	-79%	FIL	-93%
XEC	-43%	GMT	-70%	FTM	-78%	FTM	-87%	ICP	-97%

Category Performance

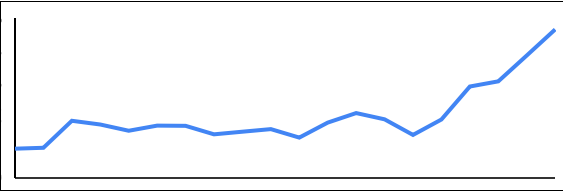
Category	1d	7d	30d	90d	365d	Ecosystem	1d	7d	30d	90d	365d
CEXs	-3%	-26%	-33%	-37%	-31%	Avalanche	-6%	-27%	-32%	-55%	-84%
Privacy	-8%	-40%	-49%	-43%	-80%	xDAI	-10%	-46%	-56%	-57%	-65%
Gaming	0%	-41%	-61%	-69%	44%	Polygon	-12%	-47%	-57%	-60%	-83%
IoT	-6%	-42%	-56%	-58%	-85%	Solana	-11%	-47%	-58%	-60%	-75%
NFTs	-5%	-42%	-59%	-63%	-20%	BSC	-10%	-48%	-58%	-64%	-75%
DAOs	-10%	-43%	-51%	-54%	-83%	Polkadot	-11%	-48%	-58%	-62%	-73%
Meme	-10%	-43%	-52%	-55%	-59%	Cosmos	-20%	-55%	-66%	-90%	-98%
Dist. Computing	-6%	-45%	-52%	-58%	-78%	Terra	-60%	-89%	-92%	-33%	-6%
DEX / B&L	-8%	-46%	-52%	-51%	-81%						
Defi	-14%	-46%	-54%	-55%	-83%						
Smart Contract	-15%	-46%	-57%	-56%	-70%						

Defi

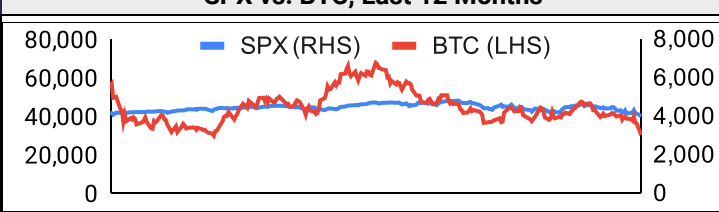


Trading Volume

Aggregate Volumes by Product, \$b					Top Derivatives Exchanges, \$m and bps					Top Spot Exchanges, \$m		
	1d	7d	30d	O/I	Exchange	1d Vol	O/I	Mkr	Tkr	Exchange	Score	1d Vol
Spot	150	359	1,060	n/a	Kraken	1,381,182	41	2.0	5.0	Binance	9.9	53,988
Perpetuals	241	715	2,170	20	Binance	164,219	13,498	2.0	4.0	FTX	8.5	12,845
Futures	4	11	33	1	Bybit	36,803	2,361	-2.5	7.5	Coinbase	8.3	8,149
Options	0	0	0	0	MEXC	36,164	4,495	0.0	0.0	Kraken	7.9	4,468

20 Day Volume - Top 100 Tokens, \$b					Top Volume, 1d, \$m		Top Volume, %20d Avg		Low Volume, %20d Avg	
					USDT	189,586	USDP	1181%	CUSDC	46%
					BTC	88,304	STETH	606%	CDAI	72%
					ETH	55,298	SAPP	602%	CUSDT	78%
					USDC	22,894	DAI	579%	APE	81%
					BUSD	22,174	HNT	500%	BCH	92%

Traditional Finance

Global Equity Markets							SPX vs. BTC, Last 12 Months	
	SPX	N100	FTSE	DAX	NIKKEI	HSI		
1D	-2%	-2%	-2%	-2%	-2%	-2%		
7D	-5%	-4%	-4%	-2%	-5%	-4%		
90D	-11%	-12%	-6%	-17%	-5%	-16%		
365D	-3%	-4%	3%	-24%	-6%	-21%		

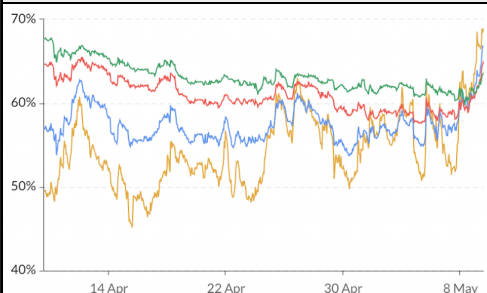
10-Year Treasury Yields							Commodities & FX					
	US	Brazil	UK	Ger	Japan	HK		WTI	Gas	Gold	EUR/USD	USD/JPY
Last	2.83%	12.63%	1.69%	0.85%	0.24%	2.80%	Last	104	7.4	1,842	1.04	128.6
1d Chg	-0.089	+0.056	-0.1345	-0.1505	-0.001	-0.055	1d % Chg	-1.88%	-2.87%	-0.64%	-1.07%	-1.04%

Crypto News

[Chile puts CBDC plans on hold until end of 2022 to undertake more analysis - Cointelegraph](#)
[Cathie Wood's Ark Invest Grabs More Than Half a Million Coinbase Shares as Exchange's Stock Plummets - CoinDesk](#)
[Coinbase stock slides after quarterly revenue misses estimates - Yahoo Finance](#)
[Comprehensive cryptocurrency legislation pushed to 2025, Cardano founder says - Fox Business](#)
[Why the world needs a spot Bitcoin ETF in the US: 21Shares CEO explains - Cointelegraph](#)
[Tether to move over 1B USDT from Tron to Ethereum and Avalanche - Cointelegraph](#)
[PancakeSwap governance proposal set to cap CAKE supply at 750M - Cointelegraph](#)
[Binance Futures delists coin-margined LUNA perpetual contracts - Cointelegraph](#)
[Coinbase CEO says funds are safe amid bankruptcy protection fears - Cointelegraph](#)
[Leaked report: South Korea to establish crypto framework by 2024 - Cointelegraph](#)
[Terra to burn \\$1.4B UST and stake 240M LUNA to 'stop the bleeding' - Cointelegraph](#)
['Mortified' crypto trader gets 42 months for fraud, claiming he was a total gun - Cointelegraph](#)
[Could the SEC case against Ripple falter over a conflict of interest? - Cointelegraph](#)
[Ether whales get busy as transactions hit highest point since January - Cointelegraph](#)
[Michael Saylor welcomes FASB vote to review crypto accounting standards - Cointelegraph](#)
[Not bothered: Miners 'not impacted by volatility' in Bitcoin market - Cointelegraph](#)
[Terra contagion leads to 80%+ decline in DeFi protocols associated with UST - Cointelegraph](#)

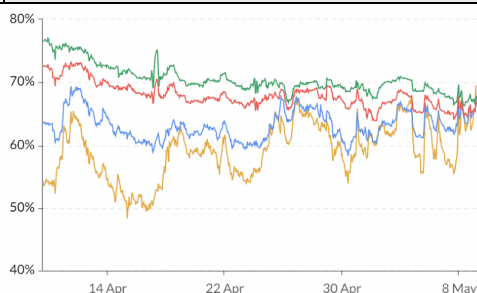
Crypto Options

BTC ATM Implied Vol, 1m



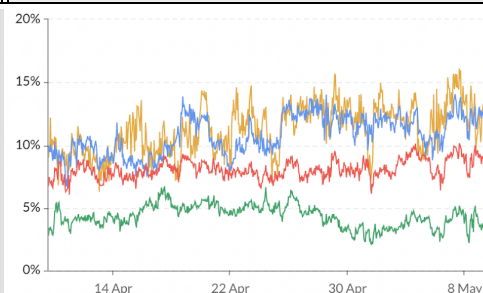
1wk ATM Vol Min: 45.1%, Max: 69.0%, Avg: 54.4%, Last: 69.0%
 1mth ATM Vol Min: 53.7%, Max: 66.8%, Avg: 57.4%, Last: 66.8%
 3mth ATM Vol Min: 57.6%, Max: 65.5%, Avg: 61.0%, Last: 65.1%
 6mth ATM Vol Min: 59.8%, Max: 67.8%, Avg: 63.1%, Last: 63.6%

ETH ATM Implied Vol, 1m



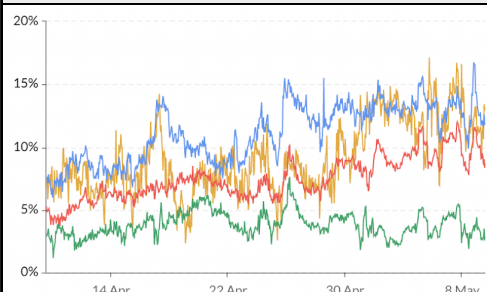
1wk ATM Vol Min: 48%, Max: 71%, Avg: 59%, Last: 71%
 1mth ATM Vol Min: 58%, Max: 71%, Avg: 63%, Last: 71%
 3mth ATM Vol Min: 64%, Max: 73%, Avg: 68%, Last: 70%
 6mth ATM Vol Min: 66%, Max: 77%, Avg: 70%, Last: 69%

BTC 25d Skew, 1m



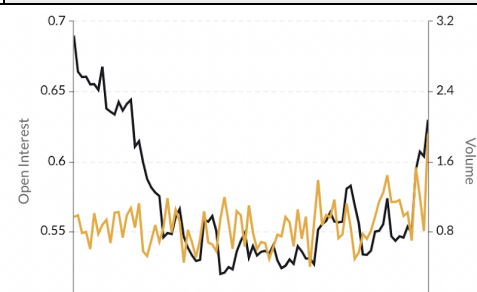
1wk 25d skew Min: 6%, Max: 16%, Avg: 11%, Last: 13%
 1mth 25d skew Min: 7%, Max: 14%, Avg: 11%, Last: 13%
 3mth 25d skew Min: 6%, Max: 10%, Avg: 8%, Last: 9%
 6mth 25d skew Min: 2%, Max: 7%, Avg: 4%, Last: 4%

ETH 25d Skew, 1m



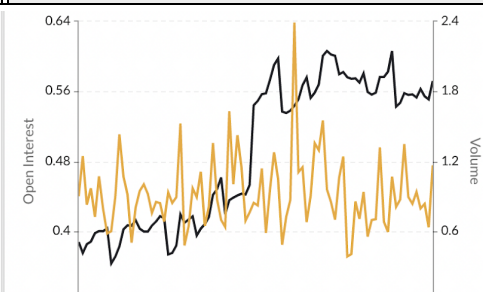
1wk 25d skew Min: 2%, Max: 17%, Avg: 9%, Last: 13%
 1mth 25d skew Min: 6%, Max: 17%, Avg: 11%, Last: 12%
 3mth 25d skew Min: 4%, Max: 12%, Avg: 7%, Last: 9%
 6mth 25d skew Min: 1%, Max: 8%, Avg: 4%, Last: 3%

BTC Put/Call Ratios, 3m



Open Interest Min: 0.52, Max: 0.69, Avg: 0.57, Last: 0.63
 Volume Min: 0.39, Max: 1.91, Avg: 0.87, Last: 1.91

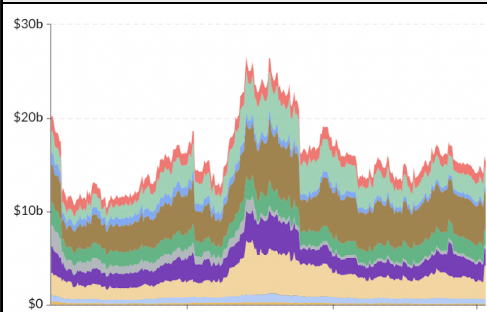
ETH Put/Call Ratios, 3m



Open Interest Min: 0.36, Max: 0.61, Avg: 0.49, Last: 0.57
 Volume Min: 0.38, Max: 2.39, Avg: 0.92, Last: 1.16

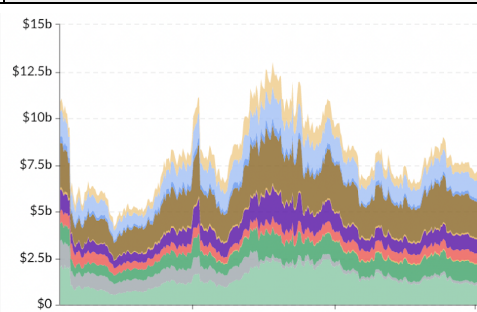
Crypto Futures

BTC Aggregate Open Interest, 1y



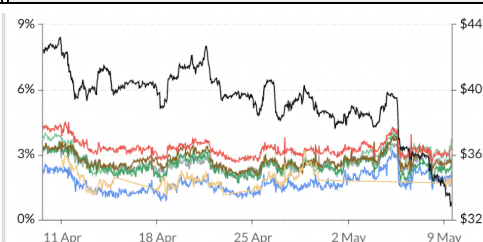
Kraken, Bitfinex, CoinFlex, CME, Jan-22, Bybit, Huobi, OKEx, Binance, BitMEX, FTX, Deribit

ETH Aggregate Open Interest, 1y



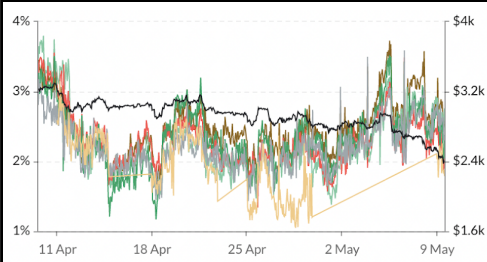
FTX, Huobi, OKEx, CoinFlex, Jan-22, Deribit, Bybit, Kraken, Binance, BitMEX, Bitfinex, CME

BTC Annlzd Rolling 3m Basis, 1m



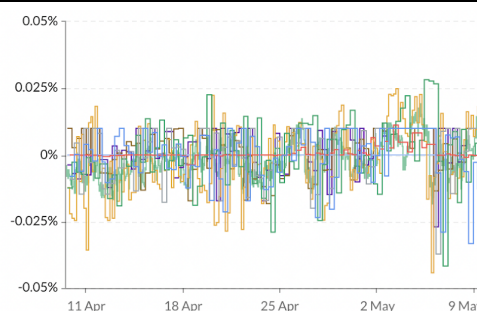
Huobi Min: 1.91%, Max: 3.52%, Avg: 2.61%, Last: 2.78%
 FTX Min: 1.93%, Max: 4.27%, Avg: 2.71%, Last: 3.76%
 OKEx Min: 1.49%, Max: 4.00%, Avg: 2.53%, Last: 2.61%
 Binance Min: 1.99%, Max: 3.86%, Avg: 2.75%, Last: 2.76%
 Deribit Min: 2.32%, Max: 4.51%, Avg: 3.29%, Last: 3.39%
 BitMEX Min: 0.86%, Max: 3.20%, Avg: 1.69%, Last: 2.25%
 CME* Min: 1.10%, Max: 3.22%, Avg: 1.87%, Last: 1.72%
 BTC Spot Index Min: \$32.80k, Max: \$43.25k, Avg: \$39.34k, Last: \$32.85k

ETH Annlzd Rolling 3m Basis, 1m



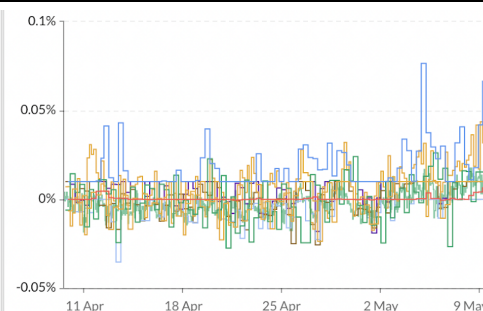
Binance Min: 1.53%, Max: 3.73%, Avg: 2.48%, Last: 2.50%
 FTX Min: 1.38%, Max: 3.80%, Avg: 2.25%, Last: 2.76%
 Deribit Min: 1.34%, Max: 3.56%, Avg: 2.30%, Last: 2.09%
 OKEx Min: 1.17%, Max: 3.52%, Avg: 2.33%, Last: 2.38%
 Huobi Min: 1.43%, Max: 3.59%, Avg: 2.21%, Last: 2.31%
 CME* Min: 1.05%, Max: 3.15%, Avg: 1.95%, Last: 1.79%
 ETH Spot Index Min: \$2.38k, Max: \$3.30k, Avg: \$2.93k, Last: \$2.39k

BTC Perp Swaps Funding, 1m



FTX Avg: -0.0017%, Bybit Avg: 0.00031%, Binance Avg: 0.0019%
 Bitfinex Avg: 0%, Kraken Avg: -0.0017%, OKEx Avg: 0.0002%
 Huobi Avg: 0.0014%, BitMEX Avg: -0.0005%, Deribit Avg: 0.0007%

ETH Perp Swaps Funding, 1m



Bybit Avg: 0.0053%, Binance Avg: -0.0001%, Bitfinex Avg: -0.0048%
 FTX Avg: -0.0021%, Kraken Avg: 0.0068%, OKEx Avg: 0.0001%
 Huobi Avg: 0.0015%, BitMEX Avg: 0.0188%, Deribit Avg: 0.0005%



Market Update – May 12, 2022

About GSR

GSR is a global leader in digital asset trading, market making, OTC derivatives, and investments. We operate in a culture of excellence and leverage our first-rate reputation, deep relationships and proprietary trading technology to move swiftly and capitalize on market opportunities.

GSR's experienced team brings together decades of institutional trading expertise, while our industry-leading proprietary technology stack anchors everything we do.

Our main service areas are: market making; proprietary and algorithmic trading; client execution; structured products; risk management solutions; and portfolio investments.

For more information or if we can help with anything, please see gsr.io or contact us at gsr@gsr.io.

Required Disclosures

This material is a product of the GSR Sales and Trading Department. It is not a product of a Research Department, not a research report, and not subject to all of the independence and disclosure standards applicable to research reports prepared pursuant to FINRA or CFTC research rules. This material is not independent of the Firm's proprietary interests, which may conflict with your interests. The Firm trades instruments discussed in this material for its own account. The author may have consulted with the Firm's traders and other personnel, who may have already traded based on the views expressed in this material, may trade contrary to the views expressed in this material, and may have positions in other instruments discussed herein. This material is intended only for institutional investors. Solely for purposes of the CFTC's rules and to the extent this material discusses derivatives, this material is a solicitation for entering into a derivatives transaction and should not be considered to be a derivatives research report.

This material is provided solely for informational purposes, is intended for your use only and does not constitute an offer or commitment, a solicitation of an offer or comment (except as noted for CFTC purposes), or any advice or recommendation, to enter into or conclude any transaction (whether on the indicative terms shown or otherwise), or to provide investment services in any state or country where such an offer or solicitation or provision would be illegal.

Information is based on sources considered to be reliable, but not guaranteed to be accurate or complete. Any opinions or estimates expressed herein reflect a judgment made as of the date of publication, and are subject to change without notice. Trading and investing in digital assets involves significant risks including price volatility and illiquidity and may not be suitable for all investors. GSR will not be liable whatsoever for any direct or consequential loss arising from the use of this Information. Copyright of this Information belongs to GSR. Neither this Information nor any copy thereof may be taken or rented or redistributed, directly or indirectly, without prior written permission of GSR. Not a solicitation to U.S. Entities or individuals for securities in any form. If you are such an entity, you must close this page.

Sources

CoinGecko	Santiment	DefiPulse	WoldCoinIndex.com	Yahoo
CoinMarketCap	Skew	TradingView	Investing.com	Google
		DefiLlama		