












## Crypto Leaderboard

Rank	Name	Ticker	Price	1h	24h	7d	24h Vol \$m	MC \$m	1-Year Chart
1	Bitcoin	BTC	\$29,914	0%	-1%	-2%	21,353	570,296	
2	Ethereum	ETH	\$1,760	-1%	-2%	-4%	11,831	213,231	
3	Tether	USDT	\$1.00	0%	0%	0%	30,031	72,791	
4	USD Coin	USDC	\$1.00	1%	0%	1%	3,151	54,168	
5	BNB	BNB	\$290	0%	0%	-6%	535	47,307	
6	Cardano	ADA	\$0.60	-2%	-6%	3%	798	20,539	
7	Ripple	XRP	\$0.40	-1%	-1%	-2%	1,161	19,143	
8	Binance	BUSD	\$1.00	0%	0%	0%	3,274	17,880	
9	Solana	SOL	\$38.73	-2%	-4%	-5%	1,205	13,237	
10	Dogecoin	DOGE	\$0.08	-2%	-3%	-6%	304	10,375	

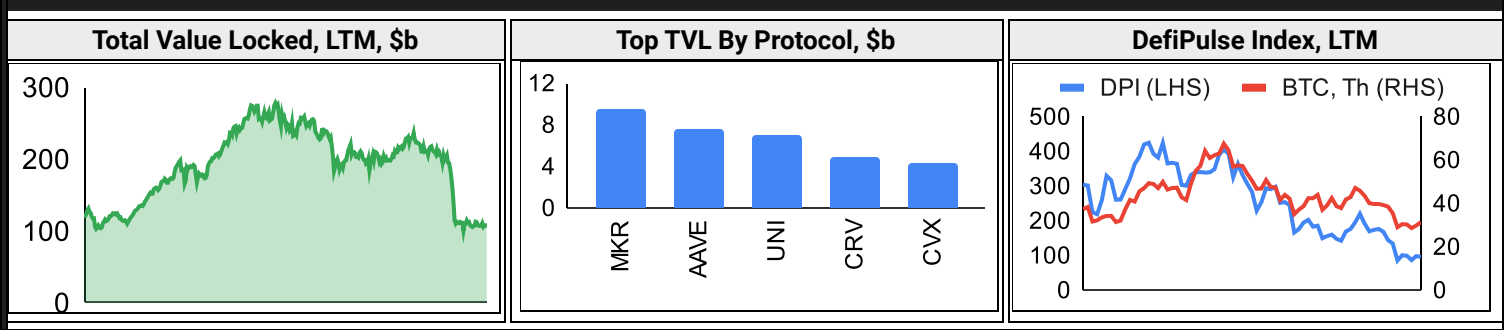
## Top & Bottom Performers - Top 100 Tokens

24h		7 Days		30 Days		90 Days		365 Days	
OSMO	41%	HNT	36%	XCN	117%	XCN	237%	GMT	539%
LUNC	21%	OSMO	29%	KCS	40%	GMT	231%	AXS	371%
BSV	5%	LINK	23%	XEC	35%	TRX	35%	SAND	315%
HNT	3%	LEO	12%	HNT	34%	ZIL	14%	GALA	252%
ADA	-6%	EGLD	-24%	GMT	-28%	WAVES	-73%	KSM	-86%
KLAY	-6%	WAVES	-24%	EGLD	-31%	FTM	-73%	TFUEL	-89%
ALGO	-6%	LUNC	-27%	DFI	-32%	APE	-82%	ICP	-90%
WAVES	-6%	ICP	-34%	BIT	-38%	OSMO	-82%	FIL	-90%

## Category Performance

Category	1d	7d	30d	90d	365d	Ecosystem	1d	7d	30d	90d	365d
IoT	-4%	1%	6%	-43%	-74%	Polkadot	-4%	3%	5%	-39%	-64%
CEXs	-1%	0%	5%	-25%	26%	Avalanche	-2%	1%	-13%	-43%	-39%
Dist. Computing	0%	-1%	2%	-48%	-65%	Polygon	-4%	0%	4%	-41%	-68%
NFTs	-4%	-2%	0%	-49%	25%	BSC	-3%	-1%	5%	-52%	-64%
DEX / B&L	-4%	-3%	-5%	-41%	-70%	Solana	-3%	-2%	-8%	-54%	-59%
Privacy	-3%	-3%	4%	-36%	-60%	xDAI	-4%	-2%	-4%	-49%	-61%
Smart Contract	-4%	-3%	-8%	-46%	-51%	Cosmos	-2%	-3%	-11%	-94%	-96%
Defi	-4%	-3%	-11%	-46%	-72%	Terra	-1%	-20%	-63%	-34%	33%
Meme	-2%	-4%	-12%	-43%	-11%	 <p>1-Year BTC Dominance</p>					
Gaming	-4%	-5%	5%	-58%	117%						
DAOs	-4%	-6%	-4%	-41%	-72%						

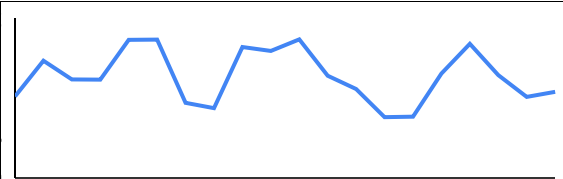
## DeFi



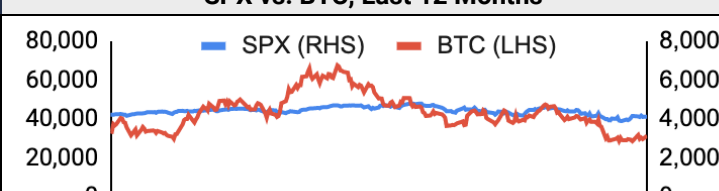
## Trading Volume

Aggregate Volumes by Product, \$b					Top Derivatives Exchanges, \$m and bps					Top Spot Exchanges, \$m		
	1d	7d	30d	O/I	Exchange	1d Vol	O/I	Mkr	Tkr	Exchange	Score	1d Vol
Spot	27	208	1,230	n/a	Binance	35,792	16,708	2.0	4.0	Binance	9.9	10,906
Perpetuals	62	468	2,460	22	OKX	13,310	1,271	2.0	5.0	FTX	8.3	1,619
Futures	0	5	35	2	Bybit	7,581	2,914	-2.5	7.5	Coinbase	8.3	1,434
Options	0	0	0	0	BTCEX	7,106	4,929	2.0	5.0	Kraken	7.9	498

20 Day Volume - Top 100 Tokens, \$b					Top Volume, 1d, \$m		Top Volume, %20d Avg		Low Volume, %20d Avg	
					USDT	43,694	STETH	189%	OSMO	2%
					BTC	26,027	THETA	188%	FEI	28%
					ETH	13,309	LINK	186%	WAVES	39%
					BUSD	4,529	USDD	155%	GMT	41%
					USDC	3,492	XTZ	154%	XEC	44%

## Traditional Finance

Global Equity Markets*							SPX vs. BTC, Last 12 Months	
	US	USGrwth	UK	Germany	Japan	HK		
1D	-2%	-3%	-4%	-6%	-2%	-3%		
7D	-2%	-2%	-4%	-6%	-2%	-2%		
90D	-4%	-6%	0%	-7%	-5%	2%		
365D	-5%	-12%	-6%	-28%	-19%	-19%		

10-Year Treasury Yields							Commodities & FX					
	US	Brazil	UK	Germany	Japan	HK		WTI	Gas	Gold	EUR/USD	USD/JPY
Last	3.03%	12.73%	2.34%	1.41%	0.25%	2.98%	Last	122	8.8	1,845	1.05	134.0
1d Chg	-0.011	-0.067	+0.0140	-0.0285	-0.005	-0.056	1d % Chg	+0.29%	-1.41%	-0.41%	-0.68%	-0.26%

## Crypto News

[Bitcoin miners in Texas have been powering down amid heatwave and record electricity demand - The Block](#)

[PartyBid creator PartyDAO raises \\$16.4 million led by a16z - The Block](#)

[Jay-Z and Jack Dorsey fund bitcoin education program for residents of Marcy Houses in Brooklyn - The Block](#)

[Crypto trading firm Wintermute has been incubating a new decentralized exchange aggregator - The Block](#)

[Digital Currency Group unveils wealth management subsidiary - The Block](#)

[Optimism exploiter sends 1 million OP tokens to Vitalik Buterin's wallet - The Block](#)

[NFTs represent 'technological Renaissance' in art, Binance exec says - The Block](#)

[Bitcoin Lightning Network Capacity charges through 4,000 BTC - Cointelegraph](#)

[Mastercard to allow 2.9B cardholders to make direct NFT purchases - Cointelegraph](#)

[Samsung Asset Management to launch blockchain ETF in Hong Kong - Cointelegraph](#)

[Anchorage forms custody network with five crypto exchanges - Cointelegraph](#)

[Yellen doubts crypto's place in 401\(k\), says Congress could regulate - Cointelegraph](#)

[Number of DAOs increases 8x along with spike in votes and proposals - Cointelegraph](#)

[Bloomberg Terminal supersedes its crypto coverage: 40 more coins - Cointelegraph](#)

[Bitcoin miners say NY ban will be ineffective and 'isolate' the state - Cointelegraph](#)

['The metaverse will empower human beings,' declares Qatar Airways - Cointelegraph](#)

[Appeals court rules Do Kwon, Terraform Labs must heed SEC subpoena served in September - Cointelegraph](#)

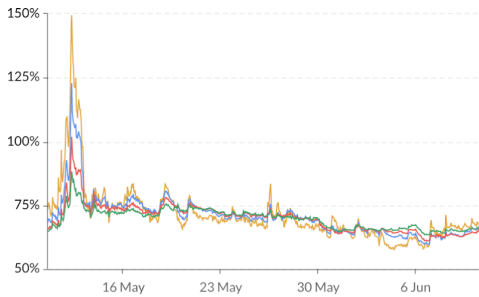


GSR

## Market Update – June 10, 2022

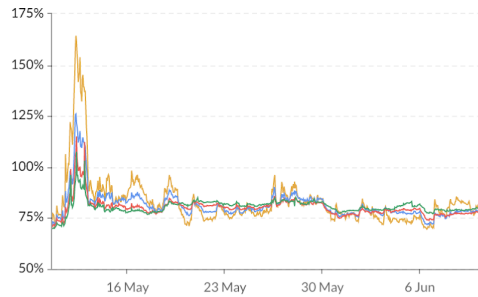
## Crypto Options

BTC ATM Implied Vol, 1m



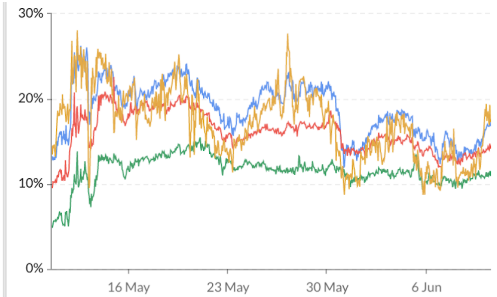
1wk ATM Vol Min: 57.7%, Max: 149.5%, Avg: 71.2%, Last: 67.4%  
 1mth ATM Vol Min: 59.7%, Max: 122.8%, Avg: 70.7%, Last: 66.7%  
 3mth ATM Vol Min: 61.0%, Max: 101.8%, Avg: 70.0%, Last: 65.9%  
 6mth ATM Vol Min: 63.4%, Max: 88.3%, Avg: 69.7%, Last: 66.6%

ETH ATM Implied Vol, 1m



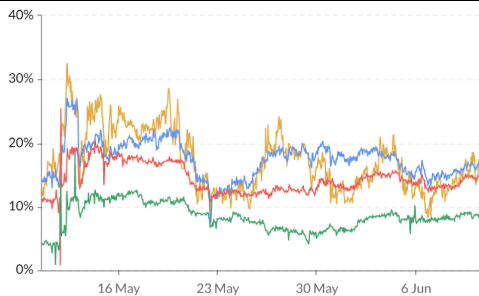
1wk ATM Vol Min: 70%, Max: 164%, Avg: 83%, Last: 83%  
 1mth ATM Vol Min: 71%, Max: 126%, Avg: 81%, Last: 81%  
 3mth ATM Vol Min: 70%, Max: 115%, Avg: 80%, Last: 80%  
 6mth ATM Vol Min: 70%, Max: 108%, Avg: 81%, Last: 81%

BTC 25d Skew, 1m



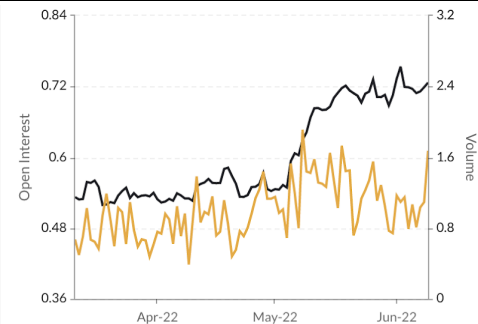
1mth 25d skew Min: 12%, Max: 26%, Avg: 19%, Last: 17%  
 3mth 25d skew Min: 10%, Max: 23%, Avg: 16%, Last: 15%  
 6mth 25d skew Min: 5%, Max: 15%, Avg: 12%, Last: 12%  
 1wk 25d skew Min: 9%, Max: 28%, Avg: 17%, Last: 18%

ETH 25d Skew, 1m



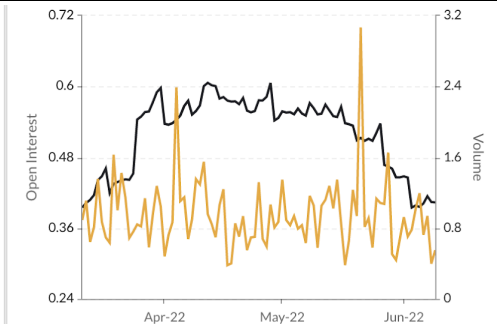
1wk 25d skew Min: 8%, Max: 33%, Avg: 17%, Last: 19%  
 1mth 25d skew Min: 7%, Max: 27%, Avg: 17%, Last: 16%  
 3mth 25d skew Min: 1%, Max: 25%, Avg: 14%, Last: 15%  
 6mth 25d skew Min: 1%, Max: 18%, Avg: 8%, Last: 9%

BTC Put/Call Ratios, 3m



Open Interest Min: 0.52, Max: 0.75, Avg: 0.60, Last: 0.73  
 Volume Min: 0.39, Max: 1.91, Avg: 1.00, Last: 1.67

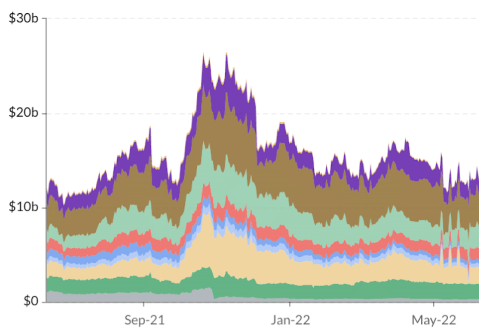
ETH Put/Call Ratios, 3m



Open Interest Min: 0.39, Max: 0.61, Avg: 0.52, Last: 0.40  
 Volume Min: 0.38, Max: 3.07, Avg: 0.95, Last: 0.55

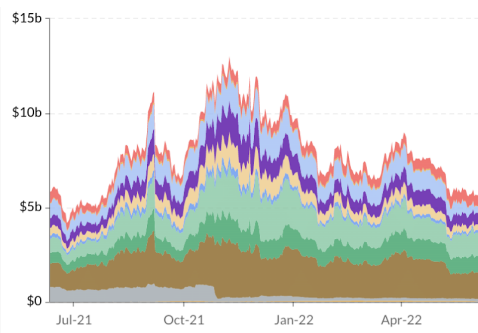
## Crypto Futures

BTC Aggregate Open Interest, 1y



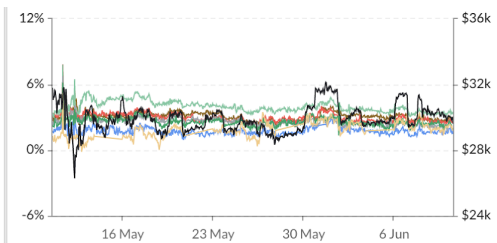
Huobi, OKEx, CME, Bitfinex, BitMEX, Deribit, FTX, Binance, Bybit, Kraken, CoinFlex

ETH Aggregate Open Interest, 1y



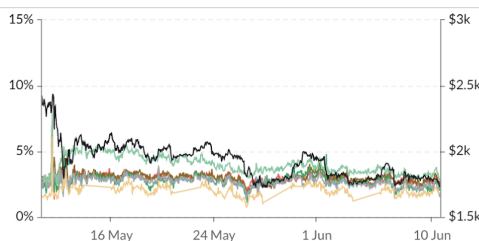
CoinFlex, Huobi, Binance, OKEx, FTX, Bitfinex, Bybit, Kraken, Deribit, BitMEX, CME

BTC Annlzd Rolling 3m Basis, 1m



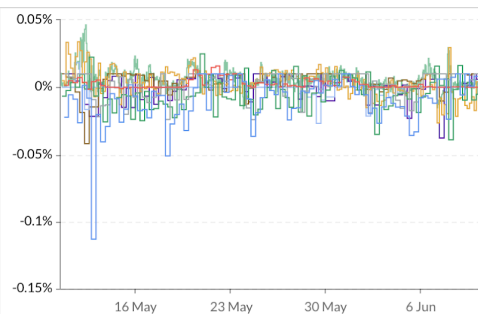
Binance Min: 2.22%, Max: 6.89%, Avg: 3.11%, Last: 2.88%  
 BitMEX Min: 0.93%, Max: 5.58%, Avg: 1.76%, Last: 1.48%  
 Deribit Min: 2.10%, Max: 7.84%, Avg: 3.00%, Last: 2.54%  
 FTX Min: 2.97%, Max: 7.83%, Avg: 3.99%, Last: 3.52%  
 Huobi Min: 1.70%, Max: 6.78%, Avg: 2.61%, Last: 1.85%  
 OKEx Min: 1.35%, Max: 6.17%, Avg: 2.60%, Last: 1.84%  
 CME\* Min: -0.14%, Max: 5.23%, Avg: 1.86%, Last: 1.78%  
 BTC Spot Index Min: \$26.28k, Max: \$32.15k, Avg: \$29.91k, Last: \$29.61k

ETH Annlzd Rolling 3m Basis, 1m



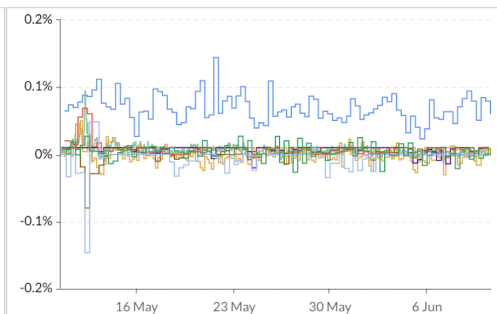
Deribit Min: 1.33%, Max: 7.61%, Avg: 2.97%, Last: 2.40%  
 Binance Min: 1.35%, Max: 7.66%, Avg: 3.03%, Last: 2.48%  
 OKEx Min: 1.07%, Max: 7.48%, Avg: 2.76%, Last: 2.02%  
 Huobi Min: 1.35%, Max: 7.22%, Avg: 2.71%, Last: 1.85%  
 FTX Min: 2.41%, Max: 8.12%, Avg: 3.99%, Last: 2.77%  
 BitMEX Min: 2.84%, Max: 2.84%, Avg: 2.84%, Last: 2.84%  
 OKEx Min: 0.76%, Max: 6.13%, Avg: 2.01%, Last: 1.71%  
 CME\* Min: 0.76%, Max: 6.13%, Avg: 2.01%, Last: 1.71%  
 ETH Spot Index Min: \$1.72k, Max: \$2.43k, Avg: \$1.93k, Last: \$1.73k

BTC Perp Swaps Funding, 1m



FTX Avg: 0.0058%, Bybit Avg: 0.0015%, Binance Avg: 0.0050%  
 Bitfinex Avg: -0.0011%, Kraken Avg: 0.0031%, OKEx Avg: -0.0047%  
 Huobi Avg: 0.0019%, BitMEX Avg: -0.0096%, Deribit Avg: 0.0026%

ETH Perp Swaps Funding, 1m



FTX Avg: 0.0062%, Huobi Avg: 0.0082%, BitMEX Avg: 0.0692%  
 Kraken Avg: -0.0018%, Deribit Avg: 0.0043%, Bybit Avg: 0.0073%  
 Binance Avg: 0.0033%, Bitfinex Avg: -0.0059%, OKEx Avg: 0.0040%



# Market Update – June 10, 2022

## About GSR

GSR is a global leader in digital asset trading, market making, OTC derivatives, and investments. We operate in a culture of excellence and leverage our first-rate reputation, deep relationships and proprietary trading technology to move swiftly and capitalize on market opportunities.

GSR's experienced team brings together decades of institutional trading expertise, while our industry-leading proprietary technology stack anchors everything we do.

Our main service areas are: market making; proprietary and algorithmic trading; client execution; structured products; risk management solutions; and portfolio investments.

For more information or if we can help with anything, please see [gsr.io](https://gsr.io) or contact us at [gsr@gsr.io](mailto:gsr@gsr.io).

## Required Disclosures

\*Based on price returns for the following ETFs: VOO, QQQ, EWU, EWG, EWJ, and EWH.

This material is a product of the GSR Sales and Trading Department. It is not a product of a Research Department, not a research report, and not subject to all of the independence and disclosure standards applicable to research reports prepared pursuant to FINRA or CFTC research rules. This material is not independent of the Firm's proprietary interests, which may conflict with your interests. The Firm trades instruments discussed in this material for its own account. The author may have consulted with the Firm's traders and other personnel, who may have already traded based on the views expressed in this material, may trade contrary to the views expressed in this material, and may have positions in other instruments discussed herein. This material is intended only for institutional investors. Solely for purposes of the CFTC's rules and to the extent this material discusses derivatives, this material is a solicitation for entering into a derivatives transaction and should not be considered to be a derivatives research report.

This material is provided solely for informational purposes, is intended for your use only and does not constitute an offer or commitment, a solicitation of an offer or comment (except as noted for CFTC purposes), or any advice or recommendation, to enter into or conclude any transaction (whether on the indicative terms shown or otherwise), or to provide investment services in any state or country where such an offer or solicitation or provision would be illegal.

Information is based on sources considered to be reliable, but not guaranteed to be accurate or complete. Any opinions or estimates expressed herein reflect a judgment made as of the date of publication, and are subject to change without notice. Trading and investing in digital assets involves significant risks including price volatility and illiquidity and may not be suitable for all investors. GSR will not be liable whatsoever for any direct or consequential loss arising from the use of this Information. Copyright of this Information belongs to GSR. Neither this Information nor any copy thereof may be taken or rented or redistributed, directly or indirectly, without prior written permission of GSR. Not a solicitation to U.S. Entities or individuals for securities in any form. If you are such an entity, you must close this page.

## Sources

CoinGecko	Santiment	DefiPulse	WoldCoinIndex.com	Yahoo
CoinMarketCap	Skew	TradingView	Investing.com	Google
		DefiLlama		