





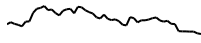





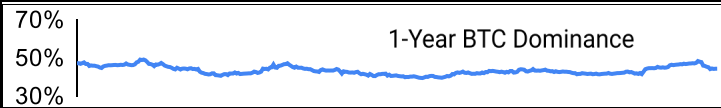
## Crypto Leaderboard

Rank	Name	Ticker	Price	1h	24h	7d	24h Vol \$m	MC \$m	1-Year Chart
1	Bitcoin	BTC	\$20,362	-1%	-3%	-9%	23,398	387,524	
2	Ethereum	ETH	\$1,085	-1%	-5%	-11%	13,580	131,058	
3	Tether	USDT	\$1.00	0%	0%	0%	41,028	66,743	
4	USD Coin	USDC	\$1.00	0%	0%	0%	4,491	55,848	
5	BNB	BNB	\$215	0%	-3%	-4%	1,034	35,067	
6	Binance	BUSD	\$1.00	0%	0%	-1%	4,068	17,455	
7	Cardano	ADA	\$0.47	0%	-5%	-3%	890	15,903	
8	Ripple	XRP	\$0.32	0%	-2%	0%	1,105	15,562	
9	Solana	SOL	\$35.14	0%	-6%	18%	1,488	12,011	
10	Polkadot	DOT	\$7.56	0%	-5%	3%	314	8,470	

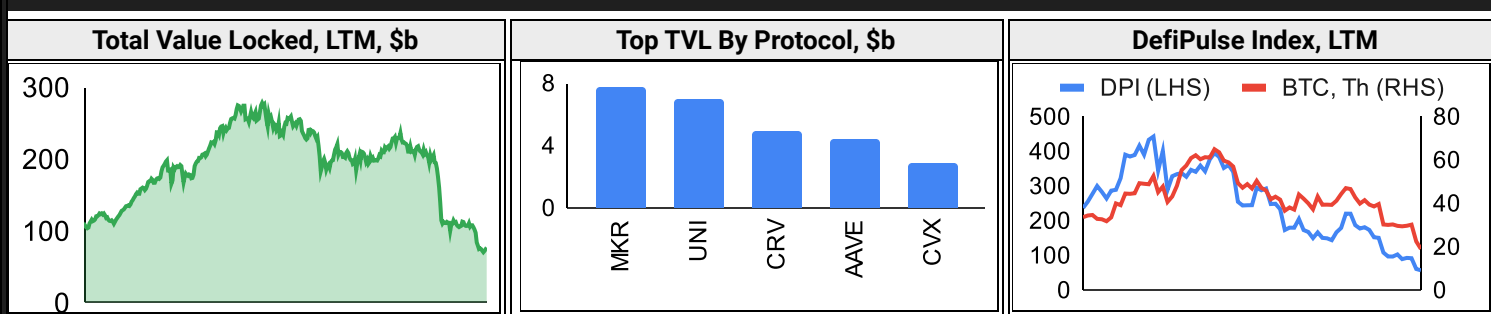
## Top & Bottom Performers - Top 100 Tokens

24h		7 Days		30 Days		90 Days		365 Days	
UNI	15%	TITAN	77%	TITAN	86%	TITAN	283%	SAND	411%
WAVES	9%	SNX	74%	CEL	35%	XCN	30%	AXS	347%
LEO	6%	CEL	43%	HNT	30%	GMT	7%	LEO	131%
XCN	6%	WAVES	31%	BSV	26%	CDAI	0%	LRC	92%
HNT	-9%	STETH	-11%	APE	-47%	WAVES	-79%	ICP	-84%
AR	-9%	ETH	-11%	BIT	-47%	AXS	-80%	AMP	-85%
APE	-9%	KCS	-11%	KLAY	-48%	FTM	-80%	FIL	-89%
CEL	-18%	DFI	-23%	DFI	-60%	AVAX	-81%	TFUEL	-89%

## Category Performance

Category	1d	7d	30d	90d	365d	Ecosystem	1d	7d	30d	90d	365d
DAOs	-1%	7%	-26%	-60%	-66%	Avalanche	-2%	2%	-27%	-63%	-52%
DEX / B&L	0%	4%	-28%	-62%	-66%	Solana	-2%	0%	-24%	-63%	-57%
DeFi	-1%	0%	-33%	-66%	-70%	Terra	1%	0%	-69%	-95%	-97%
Meme	-5%	-1%	-31%	-66%	133%	BSC	-2%	-1%	-20%	-60%	-53%
Smart Contract	-3%	-2%	-26%	-66%	-46%	Gnosis Chain	1%	-2%	-30%	-69%	-60%
CEXs	-1%	-3%	-20%	-43%	31%	Polygon	-2%	-2%	-24%	-64%	-25%
Privacy	-3%	-6%	-31%	-60%	-62%	Polkadot	-2%	-5%	-22%	-64%	-61%
NFTs	-3%	-6%	-30%	-62%	82%	Cosmos	-1%	-8%	-37%	-73%	-57%
IoT	-3%	-6%	-13%	-58%	8%						
Gaming	-3%	-6%	-32%	-61%	199%						
Dist. Computing	-2%	-11%	-22%	-66%	-61%						

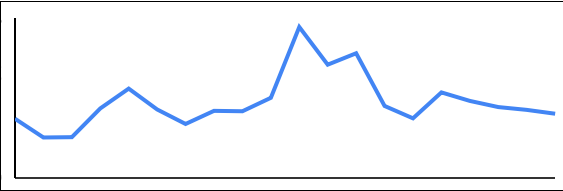
## DeFi



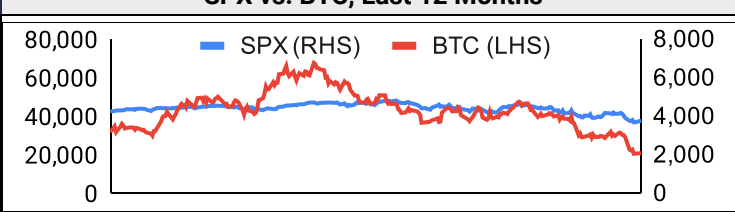
## Trading Volume

Aggregate Volumes by Product, \$b					Top Derivatives Exchanges, \$m and bps					Top Spot Exchanges, \$m		
	1d	7d	30d	O/I	Exchange	1d Vol	O/I	Mkr	Tkr	Exchange	Score	1d Vol
Spot	32	303	848	n/a	Binance	48,367	16,761	2.0	4.0	Binance	9.9	11,673
Perpetuals	68	655	1,880	15	OKX	14,773	2,870	2.0	5.0	FTX	8.5	2,153
Futures	1	8	28	1	BitCoke	10,687	783	2.0	4.0	Coinbase	8.2	1,610
Options	0	0	0	0	Bybit	9,824	2,368	-2.5	7.5	Kraken	8.0	658

20 Day Volume - Top 100 Tokens, \$b					Top Volume, 1d, \$m		Top Volume, %20d Avg		Low Volume, %20d Avg	
					USDT	47,677	SHIB	404%	XAUT	14%
					BTC	28,063	SNX	354%	OKB	19%
					ETH	14,166	TITAN	332%	FEI	20%
					BUSD	4,581	ZIL	314%	XCN	29%
					USDC	4,453	WAVES	313%	XEC	47%

## Traditional Finance

Global Equity Markets*							SPX vs. BTC, Last 12 Months	
	US	USGrwth	UK	Germany	Japan	HK		
1D	2%	2%	3%	1%	1%	2%		
7D	-1%	-1%	-1%	-2%	-2%	0%		
90D	-16%	-22%	-11%	-16%	-16%	-7%		
365D	-11%	-19%	-9%	-32%	-23%	-20%		

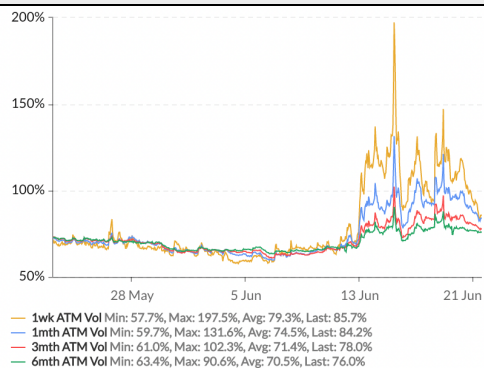
10-Year Treasury Yields							Commodities & FX					
	US	Brazil	UK	Germany	Japan	HK		WTI	Gas	Gold	EUR/USD	USD/JPY
Last	3.27%	12.79%	2.65%	1.76%	0.23%	3.19%	Last	106	6.7	1,827	1.05	135.9
1d Chg	-0.039	-0.072	+0.0035	-0.0035	-0.004	-0.059	1d % Chg	-3.46%	-2.21%	-0.62%	+0.15%	-0.55%

## Crypto News

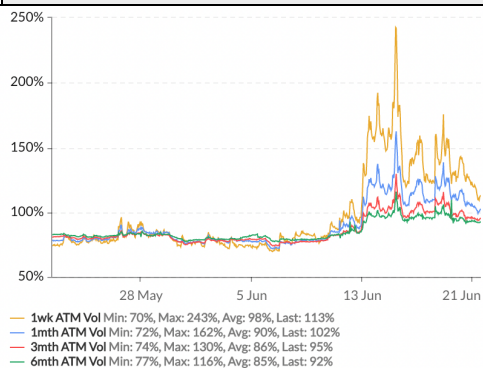
[Bitcoin miners sold their entire May harvest: report - Cointelegraph](#)  
[The Terra collapse is creating new crypto tax questions for the IRS - The Block](#)  
[Binance.US is raising an additional \\$50 million, CoinDesk reports - The Block](#)  
[Bitfarms gives up 3,000 BTC to pay down \\$100 million loan from Galaxy Digital - The Block](#)  
[Convex liquidity declines amid imminent \\$126 million token unlock - The Block](#)  
[Tech giants opt into newly-formed Metaverse Standards Forum - The Block](#)  
[BlockFi secures \\$250 million bailout from FTX - The Block](#)  
[Binance-owned Trust Wallet adds buy option via Binance Connect - Cointelegraph](#)  
[ECB head calls for separate framework to regulate crypto lending - Cointelegraph](#)  
[Meet the Snoop Dogg impersonator who walked around NFT.NYC - Cointelegraph](#)  
[Crypto brokerage FalconX raises \\$150M at \\$8B valuation - Cointelegraph](#)  
[Roxe Holding in talks for listing on Nasdaq via \\$3.6B SPAC deal - Cointelegraph](#)  
[Solana whale moves \\$25M of USDC debt from Solend to Mango Markets - Cointelegraph](#)  
[Tether to launch GBPT stablecoin pegged to British pound sterling - Cointelegraph](#)  
[USDC's 'real volume' flips Tether on Ethereum as total supply hits 55.9B - Cointelegraph](#)  
[Twitter board recommends shareholders vote for Elon Musk's takeover - Cointelegraph](#)  
[Uniswap acquires NFT marketplace aggregator Genie to further its goals - Cointelegraph](#)

## Crypto Options

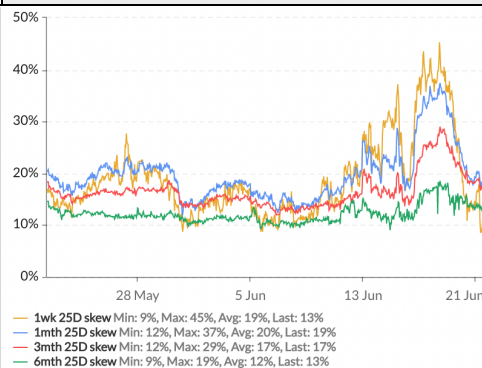
### BTC ATM Implied Vol, 1m



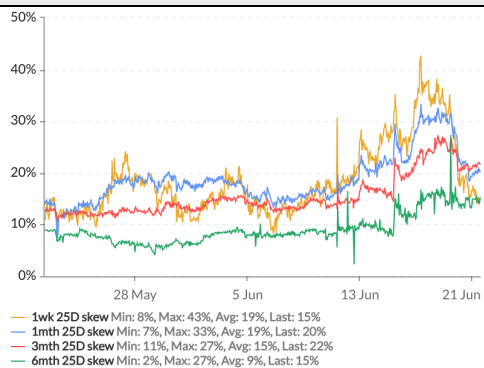
### ETH ATM Implied Vol, 1m



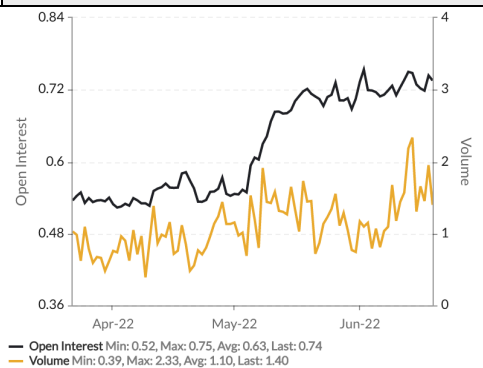
### BTC 25d Skew, 1m



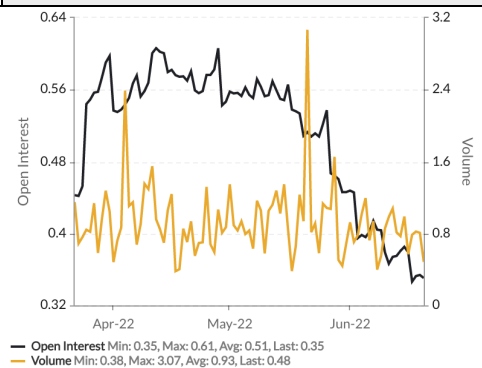
### ETH 25d Skew, 1m



### BTC Put/Call Ratios, 3m

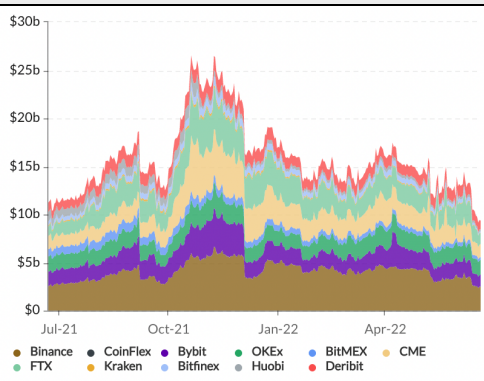


### ETH Put/Call Ratios, 3m

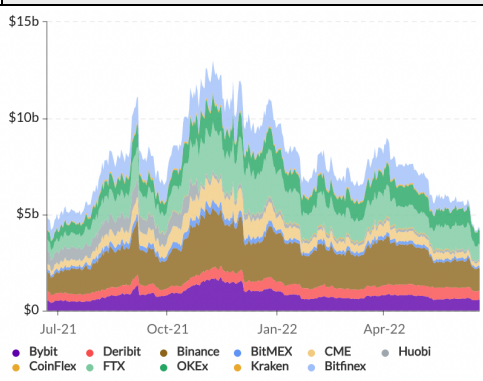


## Crypto Futures

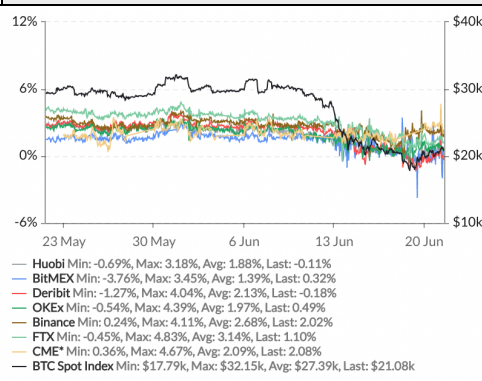
### BTC Aggregate Open Interest, 1y



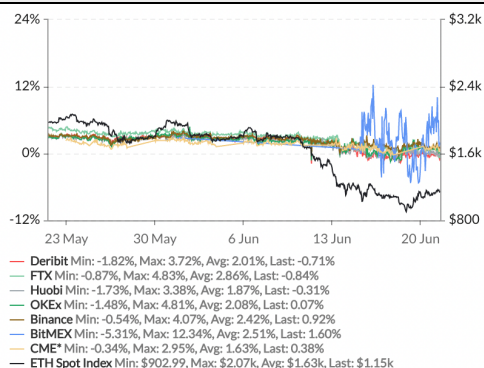
### ETH Aggregate Open Interest, 1y



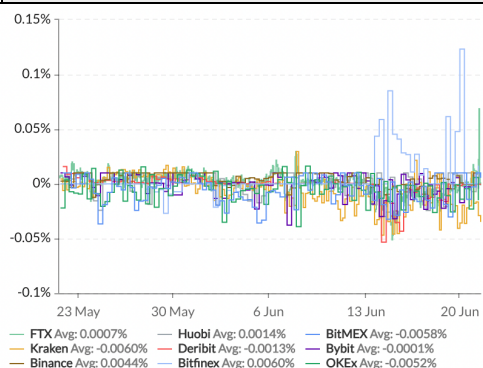
### BTC Annlzd Rolling 3m Basis, 1m



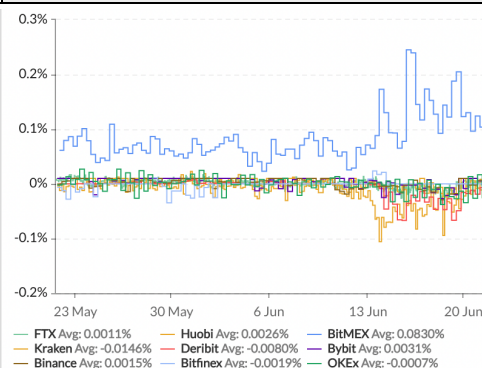
### ETH Annlzd Rolling 3m Basis, 1m



### BTC Perp Swaps Funding, 1m



### ETH Perp Swaps Funding, 1m





# Market Update – June 22, 2022

## About GSR

GSR is a global leader in digital asset trading, market making, OTC derivatives, and investments. We operate in a culture of excellence and leverage our first-rate reputation, deep relationships and proprietary trading technology to move swiftly and capitalize on market opportunities.

GSR's experienced team brings together decades of institutional trading expertise, while our industry-leading proprietary technology stack anchors everything we do.

Our main service areas are: market making; proprietary and algorithmic trading; client execution; structured products; risk management solutions; and portfolio investments.

For more information or if we can help with anything, please see [gsr.io](https://gsr.io) or contact us at [gsr@gsr.io](mailto:gsr@gsr.io).

## Required Disclosures

\*Based on price returns for the following ETFs: VOO, QQQ, EWU, EWG, EWJ, and EWH.

This material is a product of the GSR Sales and Trading Department. It is not a product of a Research Department, not a research report, and not subject to all of the independence and disclosure standards applicable to research reports prepared pursuant to FINRA or CFTC research rules. This material is not independent of the Firm's proprietary interests, which may conflict with your interests. The Firm trades instruments discussed in this material for its own account. The author may have consulted with the Firm's traders and other personnel, who may have already traded based on the views expressed in this material, may trade contrary to the views expressed in this material, and may have positions in other instruments discussed herein. This material is intended only for institutional investors. Solely for purposes of the CFTC's rules and to the extent this material discusses derivatives, this material is a solicitation for entering into a derivatives transaction and should not be considered to be a derivatives research report.

This material is provided solely for informational purposes, is intended for your use only and does not constitute an offer or commitment, a solicitation of an offer or comment (except as noted for CFTC purposes), or any advice or recommendation, to enter into or conclude any transaction (whether on the indicative terms shown or otherwise), or to provide investment services in any state or country where such an offer or solicitation or provision would be illegal.

Information is based on sources considered to be reliable, but not guaranteed to be accurate or complete. Any opinions or estimates expressed herein reflect a judgment made as of the date of publication, and are subject to change without notice. Trading and investing in digital assets involves significant risks including price volatility and illiquidity and may not be suitable for all investors. GSR will not be liable whatsoever for any direct or consequential loss arising from the use of this Information. Copyright of this Information belongs to GSR. Neither this Information nor any copy thereof may be taken or rented or redistributed, directly or indirectly, without prior written permission of GSR. Not a solicitation to U.S. Entities or individuals for securities in any form. If you are such an entity, you must close this page.

## Sources

CoinGecko	Santiment	DefiPulse	WoldCoinIndex.com	Yahoo
CoinMarketCap	Skew	TradingView	Investing.com	Google
		DefiLlama		