











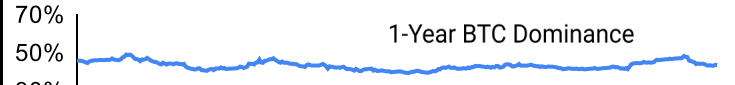
## Crypto Leaderboard

Rank	Name	Ticker	Price	24h	7d	30d	24h Vol \$m	MC \$m	1-Year Chart
1	Bitcoin	BTC	\$19,248	-4%	-4%	-40%	20,511	366,988	
2	Ethereum	ETH	\$1,034	-1%	-2%	-47%	15,467	125,351	
3	Tether	USDT	\$1.00	0%	0%	0%	52,940	66,463	
4	USD Coin	USDC	\$1.00	0%	0%	0%	5,497	55,668	
5	BNB	BNB	\$211	-1%	-2%	-34%	875	34,358	
6	Binance	BUSD	\$1.01	-2%	0%	0%	6,751	17,705	
7	Ripple	XRP	\$0.31	0%	-3%	-26%	1,159	15,194	
8	Cardano	ADA	\$0.45	-2%	-3%	-28%	819	15,080	
9	Solana	SOL	\$32.07	-1%	-6%	-30%	1,297	11,042	
10	Dogecoin	DOGE	\$0.06	-2%	4%	-25%	557	8,552	

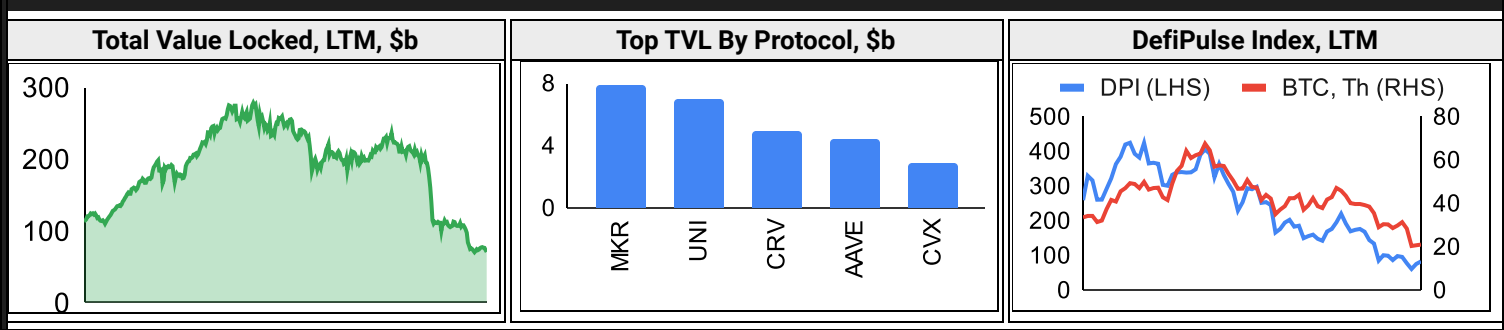
## Top & Bottom Performers - Top 100 Tokens

24h		7 Days		30 Days		90 Days		365 Days	
SHIB	4%	USTC	534%	USTC	144%	TITAN	234%	SAND	307%
USDN	1%	10SET	17%	TITAN	102%	XCN	14%	AXS	143%
OKB	1%	EVMOS	13%	10SET	25%	CDAI	0%	LEO	135%
ATOM	0%	APE	9%	LEO	13%	CUSDC	0%	NEAR	54%
TITAN	-12%	ZEC	-16%	XCN	-50%	FTM	-85%	TFUEL	-89%
SNX	-16%	WAVES	-16%	BCH	-51%	RUNE	-86%	ICP	-90%
MATIC	-16%	EGLD	-18%	AAVE	-52%	WAVES	-91%	FIL	-91%
USTC	-30%	SNX	-27%	DFI	-60%	USTC	-95%	USTC	-95%

## Category Performance

Category	1d	7d	30d	90d	365d	Ecosystem	1d	7d	30d	90d	365d
Meme	-4%	-1%	-31%	-68%	64%	Terra	-19%	47%	-19%	-94%	-96%
DeFi	-7%	-4%	-35%	-74%	-76%	Cosmos	-7%	-3%	-33%	-77%	-69%
CEXs	-3%	-6%	-24%	-46%	11%	Avalanche	-5%	-10%	-33%	-70%	-63%
NFTs	-7%	-6%	-31%	-72%	29%	Polkadot	-4%	-11%	-28%	-70%	-69%
Gaming	-7%	-6%	-33%	-74%	108%	Solana	-5%	-12%	-32%	-74%	-69%
Smart Contract	-6%	-6%	-32%	-75%	-60%	Polygon	-5%	-12%	-29%	-69%	-44%
Dist. Computing	-5%	-10%	-32%	-72%	-71%	BSC	-4%	-13%	-27%	-68%	-64%
IoT	-4%	-11%	-22%	-63%	-4%	Gnosis Chain	-5%	-14%	-41%	-75%	-71%
DAOs	-7%	-12%	-35%	-69%	-74%						
Privacy	-6%	-13%	-39%	-67%	-71%						
DEX / B&L	-5%	-13%	-39%	-73%	-74%						

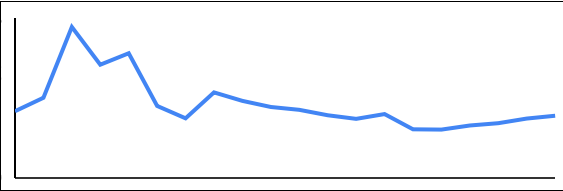
## DeFi



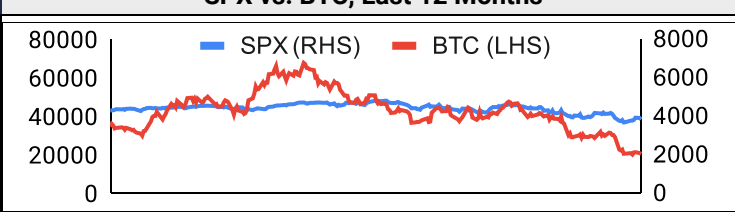
## Trading Volume

Aggregate Volumes by Product, \$b					Top Derivatives Exchanges, \$m and bps					Top Spot Exchanges, \$m		
	1d	7d	30d	O/I	Exchange	1d Vol	O/I	Mkr	Tkr	Exchange	Score	1d Vol
Spot	32	187	849	n/a	Binance	48,133	16,887	2.0	4.0	Binance	9.9	12,443
Perpetuals	66	396	1,860	15	OKX	12,957	3,113	2.0	5.0	FTX	8.4	2,182
Futures	1	4	25	1	Bybit	9,451	2,366	-2.5	7.5	Coinbase	8.1	1,634
Options	0	0	0	0	Bitget	9,298	2,673	2.0	6.0	Kraken	7.9	664

20 Day Volume - Top 100 Tokens, \$b					Top Volume, 1d, \$m		Top Volume, %20d Avg		Low Volume, %20d Avg	
					USDT	46,397	USTC	449%	XAUT	11%
					BTC	24,702	USDP	268%	HBTC	23%
					ETH	16,274	MATIC	156%	STETH	28%
					BUSD	6,664	TITAN	145%	XEC	41%
					USDC	5,319	10SET	142%	DFI	44%

## Traditional Finance

Global Equity Markets*							SPX vs. BTC, Last 12 Months	
	US	USGrwth	UK	Germany	Japan	HK		
1D	0%	0%	0%	-2%	0%	0%		
7D	0%	0%	3%	-1%	0%	5%		
90D	-16%	-22%	-11%	-19%	-15%	-4%		
365D	-11%	-20%	-8%	-33%	-22%	-17%		

10-Year Treasury Yields							Commodities & FX					
	US	Brazil	UK	Germany	Japan	HK		WTI	Gas	Gold	EUR/USD	USD/JPY
Last	3.02%	13.21%	2.34%	1.39%	0.22%	2.97%	Last	109	6.4	1,823	1.04	136.2
1d Chg	-0.071	0	-0.0355	-0.1135	-0.003	-0.057	1d % Chg	-0.39%	-1.43%	+0.30%	-0.34%	-0.30%

## Crypto News

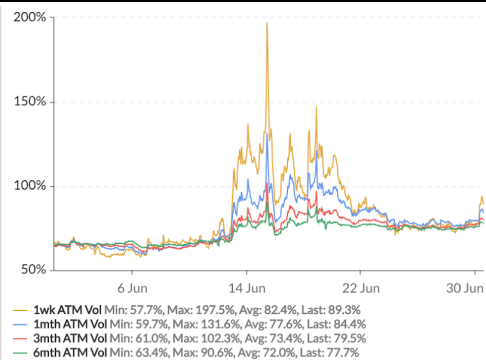
[Cryptocurrency Titan Coinbase Providing "Geo Tracking Data" to ICE - The Intercept](#)  
[DAO that hopes to buy Blockbuster meets resistance from current owners - The Block](#)  
[Coinbase adds support for staking Solana - The Block](#)  
[Win some, lose some: How crypto-linked PACs fared in Tuesday's primaries - The Block](#)  
[France races the clock to finalize sweeping new EU crypto regulations by midnight tomorrow - The Block](#)  
[Fashion industry leans into NFT experimentation in spite of bear market woes - The Block](#)  
[Arbitrum fees rose higher than Ethereum mainnet for several hours - The Block](#)  
[Three Arrows Capital liquidation ordered by court in British Virgin Islands: source - The Block](#)  
[MicroStrategy buys an additional \\$10 million worth of bitcoin - The Block](#)  
[Infamous North Korean hacker group identified as suspect for \\$100M Harmony attack - Cointelegraph](#)  
[Singapore reprimands 3AC for providing false information - Cointelegraph](#)  
[Binance to assist Cambodia in developing crypto regulations - Cointelegraph](#)  
[Coinbase seeking aggressive European expansion amid crypto winter - Cointelegraph](#)  
[OpenSea data breach causes massive leak of users' email addresses - Cointelegraph](#)  
[Contagion: Genesis faces huge losses, BlockFi's \\$1B loan, Celsius's risky model - Cointelegraph](#)  
[CoinFlex CEO says withdrawals unlikely to resume on Thursday - Cointelegraph](#)  
[EU officials reach agreement on AML authority for supervising crypto firms - Cointelegraph](#)



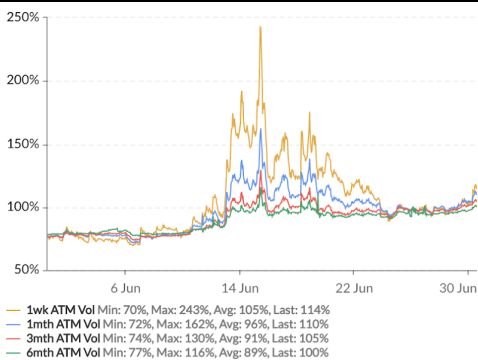
# Market Update – June 30, 2022

## Crypto Options

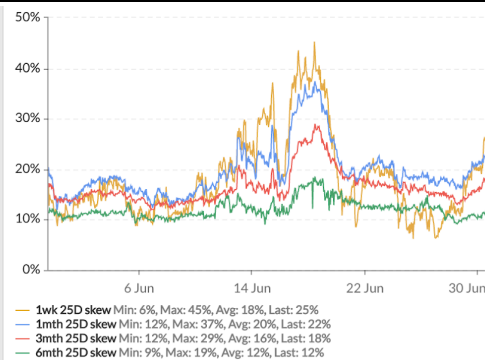
### BTC ATM Implied Vol, 1m



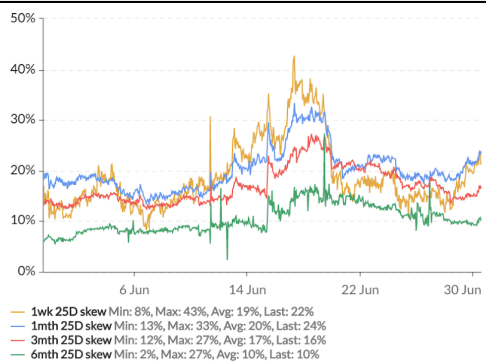
### ETH ATM Implied Vol, 1m



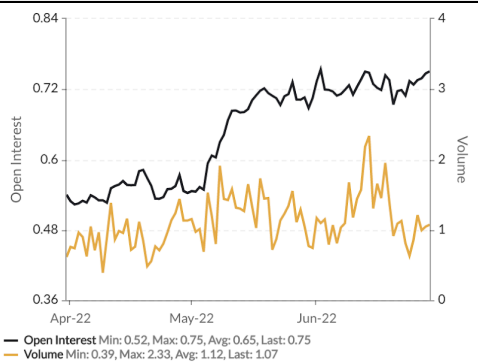
### BTC 25d Skew, 1m



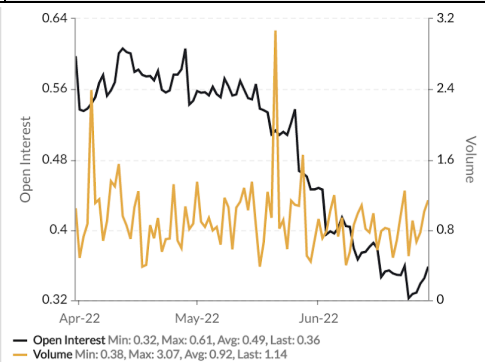
### ETH 25d Skew, 1m



### BTC Put/Call Ratios, 3m

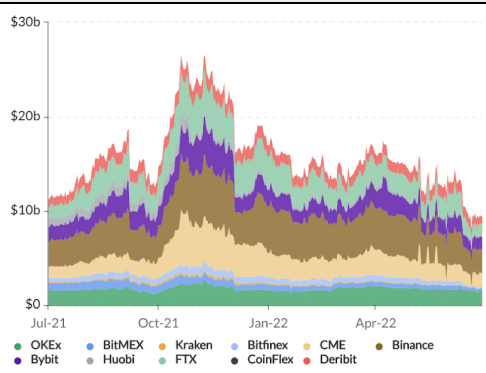


### ETH Put/Call Ratios, 3m

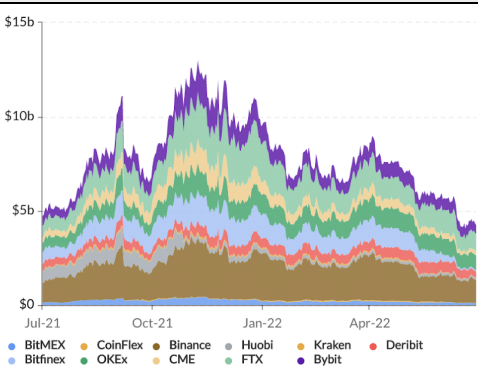


## Crypto Futures

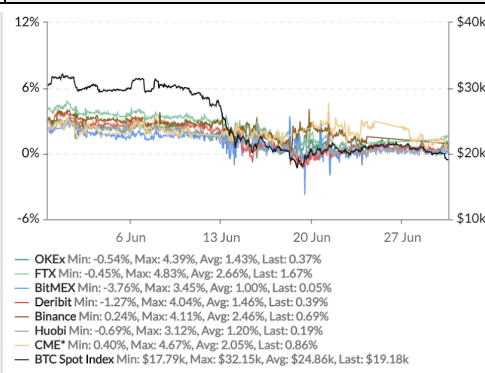
### BTC Aggregate Open Interest, 1y



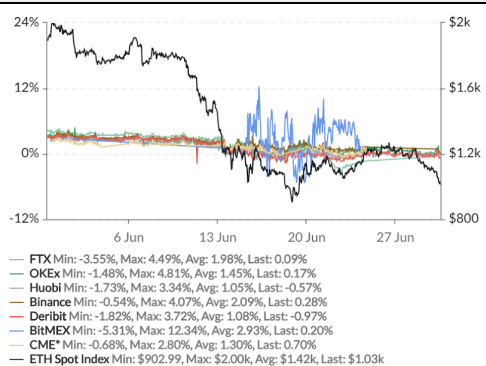
### ETH Aggregate Open Interest, 1y



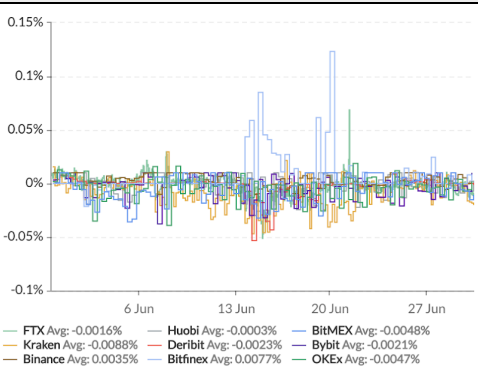
### BTC Annlzd Rolling 3m Basis, 1m



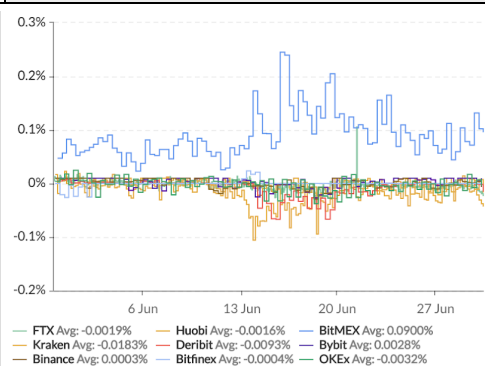
### ETH Annlzd Rolling 3m Basis, 1m



### BTC Perp Swaps Funding, 1m



### ETH Perp Swaps Funding, 1m





# Market Update - June 30, 2022

## About GSR

GSR is a global leader in digital asset trading, market making, OTC derivatives, and investments. We operate in a culture of excellence and leverage our first-rate reputation, deep relationships and proprietary trading technology to move swiftly and capitalize on market opportunities.

GSR's experienced team brings together decades of institutional trading expertise, while our industry-leading proprietary technology stack anchors everything we do.

Our main service areas are: market making; proprietary and algorithmic trading; client execution; structured products; risk management solutions; and portfolio investments.

For more information or if we can help with anything, please see [gsr.io](https://gsr.io) or contact us at [gsr@gsr.io](mailto:gsr@gsr.io).

## Required Disclosures

\*Based on price returns for the following ETFs: VOO, QQQ, EWU, EWG, EWJ, and EWH.

This material is a product of the GSR Sales and Trading Department. It is not a product of a Research Department, not a research report, and not subject to all of the independence and disclosure standards applicable to research reports prepared pursuant to FINRA or CFTC research rules. This material is not independent of the Firm's proprietary interests, which may conflict with your interests. The Firm trades instruments discussed in this material for its own account. The author may have consulted with the Firm's traders and other personnel, who may have already traded based on the views expressed in this material, may trade contrary to the views expressed in this material, and may have positions in other instruments discussed herein. This material is intended only for institutional investors. Solely for purposes of the CFTC's rules and to the extent this material discusses derivatives, this material is a solicitation for entering into a derivatives transaction and should not be considered to be a derivatives research report.

This material is provided solely for informational purposes, is intended for your use only and does not constitute an offer or commitment, a solicitation of an offer or comment (except as noted for CFTC purposes), or any advice or recommendation, to enter into or conclude any transaction (whether on the indicative terms shown or otherwise), or to provide investment services in any state or country where such an offer or solicitation or provision would be illegal.

Information is based on sources considered to be reliable, but not guaranteed to be accurate or complete. Any opinions or estimates expressed herein reflect a judgment made as of the date of publication, and are subject to change without notice. Trading and investing in digital assets involves significant risks including price volatility and illiquidity and may not be suitable for all investors. GSR will not be liable whatsoever for any direct or consequential loss arising from the use of this Information. Copyright of this Information belongs to GSR. Neither this Information nor any copy thereof may be taken or rented or redistributed, directly or indirectly, without prior written permission of GSR. Not a solicitation to U.S. Entities or individuals for securities in any form. If you are such an entity, you must close this page.

## Sources

CoinGecko	Santiment	DefiPulse	WoldCoinIndex.com	Yahoo
CoinMarketCap	Skew	TradingView	Investing.com	Google
		DefiLlama		