

Crypto Leaderboard

Rank	Name	Ticker	Price	24h	7d	30d	24h Vol \$m	MC \$m	1-Year Chart
1	Bitcoin	BTC	\$20,112	1%	-7%	-15%	27,161	383,556	
2	Ethereum	ETH	\$1,496	1%	-8%	-12%	14,604	179,513	
3	Tether	USDT	\$1.00	0%	0%	0%	32,102	67,492	
4	USD Coin	USDC	\$1.00	0%	0%	0%	7,688	52,200	
5	BNB	BNB	\$280	0%	-8%	-2%	637	45,745	
6	Binance	BUSD	\$1.00	0%	0%	0%	4,990	19,113	
7	Ripple	XRP	\$0.33	-3%	-6%	-16%	867	16,197	
8	Cardano	ADA	\$0.44	0%	-5%	-16%	527	14,957	
9	Solana	SOL	\$31.63	0%	-13%	-28%	716	11,028	
10	Dogecoin	DOGE	\$0.06	0%	-9%	-9%	305	8,382	

Top & Bottom Performers - Top 100 Tokens

24h		7 Days		30 Days		90 Days		365 Days	
CEL	18%	EVMOS	24%	CHZ	66%	CHZ	72%	LEO	78%
HT	8%	XEC	22%	NEXO	31%	LDO	59%	SHIB	72%
LTC	4%	HT	16%	CEL	23%	CEL	58%	10SET	64%
APE	4%	BIT	15%	HT	14%	QNT	39%	CUSDT	3%
MATIC	-2%	10SET	-19%	UNI	-30%	KCS	-50%	AMP	-89%
XRP	-2%	AVAX	-19%	MKR	-31%	WAVES	-50%	ICP	-91%
CHZ	-4%	LDO	-23%	BTG	-31%	XCN	-51%	FIL	-92%
AVAX	-7%	CEL	-42%	HNT	-36%	DFI	-61%	FLOW	-94%

Category Performance

Category	7d	30d	90d	180d	365d	Ecosystem	7d	30d	90d	180d	365d
CEXs	-2%	-5%	-16%	-38%	-19%	Terra	11%	-5%	-30%	-95%	-98%
Privacy	-4%	-6%	-26%	-48%	-73%	Cosmos	-3%	-9%	-25%	-68%	-78%
Meme	-7%	-11%	-15%	-61%	123%	Polkadot	-7%	-11%	-21%	-57%	-77%
IoT	-2%	-11%	-22%	-53%	-46%	Gnosis Chain	-6%	-13%	-28%	-64%	-74%
NFTs	-8%	-13%	-20%	-59%	-63%	Polygon	-7%	-14%	-17%	-55%	-67%
Smart Contract	-5%	-14%	-23%	-59%	-74%	Avalanche	-7%	-14%	-20%	-56%	-67%
DeFi	-1%	-16%	-22%	-59%	-79%	BSC	-9%	-15%	-14%	-48%	-75%
DAOs	-5%	-17%	-23%	-52%	-77%	Solana	-6%	-18%	-32%	-67%	-81%
Dist. Computing	-4%	-18%	-28%	-63%	-84%						
DEX / B&L	-6%	-20%	-27%	-54%	-77%						
Gaming	-8%	-23%	-36%	-73%	-22%						

DeFi

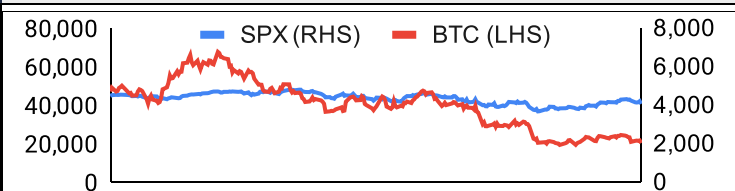
Total Value Locked, LTM, \$b	Top TVL By Protocol, \$b	DefiPulse Index, LTM

Trading Volume

Aggregate Volumes by Product, \$b					Top Derivatives Exchanges, \$m and bps				Top Spot Exchanges, \$m			
	1d	7d	30d	O/I	Exchange	1d Vol	O/I	Mkr	Tkr	Exchange	Score	1d Vol
Spot	26	199	875	n/a	Binance	42,338	20,126	2.0	4.0	Binance	9.9	11,811
Perpetuals	63	456	1,830	19	FTX	4,979	3,410	2.0	7.0	Coinbase	8.2	1,715
Futures	0	3	16	2	OKX	12,487	4,331	2.0	5.0	FTX	8.1	1,497
Options	0	0	0	0	KuCoin	3,163	1,694	2.0	6.0	Kraken	7.6	429

20 Day Volume - Top 100 Tokens, \$b				Top Volume, 1d, \$m		Top Volume, %20d Avg		Low Volume, %20d Avg	
				USDT	42,647	XEC	776%	10SET	31%
				BTC	30,167	USDC	236%	FLOW	42%
				USDC	17,504	HT	181%	SHIB	44%
				ETH	16,339	STX	153%	USDD	48%
				BUSD	5,134	XRD	151%	DOGE	51%

Traditional Finance

Global Equity Markets*							SPX vs. BTC, Last 12 Months	
	US	USGrwth	UK	Germany	Japan	HK		
1D	-3%	-4%	-2%	-4%	-2%	-1%		
7D	-2%	-2%	-2%	-2%	-1%	0%		
90D	-2%	0%	-10%	-21%	-5%	-6%		
365D	-10%	-19%	-10%	-38%	-20%	-19%		

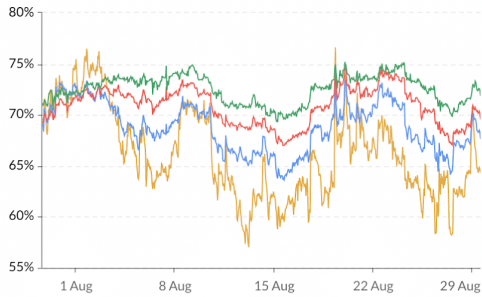
10-Year Treasury Yields							Commodities & FX					
	US	Brazil	UK	Germany	Japan	HK	Last	WTI	Gas	Gold	EUR/USD	USD/JPY
Last	3.09%	12.22%	2.62%	1.48%	0.24%	3.04%	Last	95	9.2	1,751	1.00	138.5
1d Chg	+0.058	+0.000	+0.0115	+0.0805	-0.001	+0.058	1d % Chg	+1.64%	-1.18%	+0.07%	+0.34%	+0.73%

Crypto News

- [Mt. Gox creditors dismiss rumors of massive Bitcoin dump - Cointelegraph](#)
- [Virtuzone and Binance form strategic partnership, establishing Virtuzone as the first UAE corporate services provider to accept cry](#)
- [Ethiopian Crypto Providers Will Now Need To Register With CyberSecurity Agency | Bitcoinist.com - Bitcoinist](#)
- [BarrelDAO sells out NFT-linked Solana Summer Shandy beer - The Block](#)
- [SEC seeks info from Grayscale about three crypto trusts: CoinDesk - The Block](#)
- [AntPool won't maintain client assets on Ethereum after The Merge amid 'risk of censorship' - The Block](#)
- [Here are the three biggest crypto stories of the past week - The Block](#)
- [SushiSwap reduces proposed salary for its 'Head Chef' role after community pushback - The Block](#)
- [Senate committee preps hearing on CFTC regime for crypto exchanges: Sources - The Block](#)
- [Looks bare: OpenSea turns into NFT ghost-town after volume plunges 99% in 90 days - Cointelegraph](#)
- [Merch and perfume: Formula One trademark filing paves the way for F1 NFTs - Cointelegraph](#)
- [MAS doesn't trust retail crypto investments, mulling more regulations - Cointelegraph](#)
- [Ripple CEO comments on Crypto Leaks, denies funding law firm to target others - Cointelegraph](#)
- [Dubai issues crypto marketing rules to better protect investors - Cointelegraph](#)
- [0.3% fall in assets 'could render Tether technically insolvent:' WSJ - Cointelegraph](#)
- [Ava Labs CEO denies CryptoLeaks' claims as 'conspiracy theory nonsense' - Cointelegraph](#)
- [MakerDAO co-founder recommends DAI-USD depegging to limit attack surface - Cointelegraph](#)

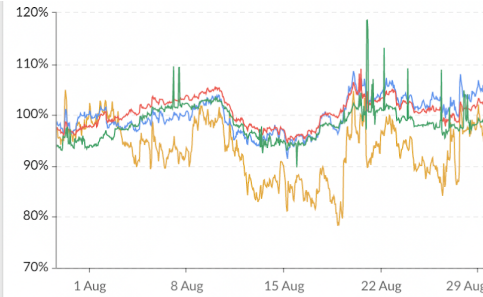
Crypto Options

BTC ATM Implied Vol, 1m



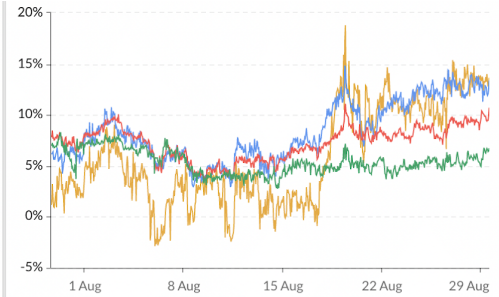
1wk ATM Vol Min: 57.0%, Max: 76.6%, Avg: 66.2%, Last: 64.3%
 1mth ATM Vol Min: 63.6%, Max: 74.4%, Avg: 68.8%, Last: 67.6%
 3mth ATM Vol Min: 67.0%, Max: 74.9%, Avg: 70.8%, Last: 69.6%
 6mth ATM Vol Min: 69.3%, Max: 75.2%, Avg: 72.5%, Last: 71.9%

ETH ATM Implied Vol, 1m



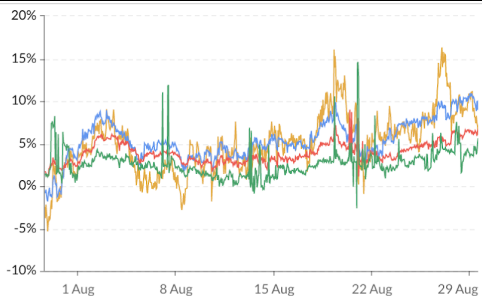
1wk ATM Vol Min: 78%, Max: 105%, Avg: 93%, Last: 93%
 1mth ATM Vol Min: 91%, Max: 109%, Avg: 100%, Last: 103%
 3mth ATM Vol Min: 94%, Max: 109%, Avg: 100%, Last: 101%
 6mth ATM Vol Min: 90%, Max: 119%, Avg: 98%, Last: 97%

BTC 25d Skew, 1m



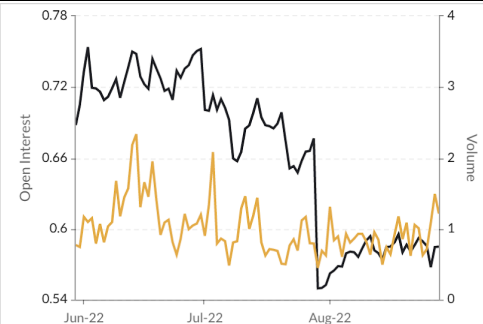
1wk 25D skew Min: -3%, Max: 19%, Avg: 6%, Last: 14%
 1mth 25D skew Min: -3%, Max: 15%, Avg: 8%, Last: 13%
 3mth 25D skew Min: 3%, Max: 11%, Avg: 7%, Last: 11%
 6mth 25D skew Min: 3%, Max: 8%, Avg: 5%, Last: 7%

ETH 25d Skew, 1m



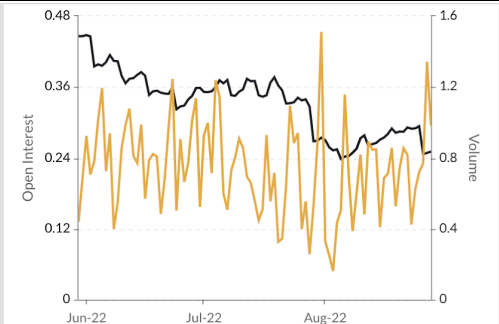
1wk 25D skew Min: -5%, Max: 16%, Avg: 5%, Last: 6%
 1mth 25D skew Min: -2%, Max: 11%, Avg: 5%, Last: 10%
 3mth 25D skew Min: 1%, Max: 9%, Avg: 4%, Last: 7%
 6mth 25D skew Min: -3%, Max: 15%, Avg: 3%, Last: 6%

BTC Put/Call Ratios, 3m



Open Interest Min: 0.55, Max: 0.75, Avg: 0.66, Last: 0.58
 Volume Min: 0.45, Max: 2.33, Avg: 1.01, Last: 1.21

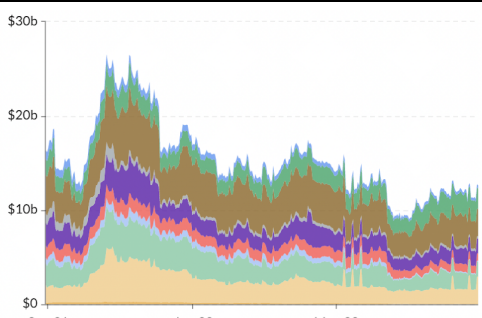
ETH Put/Call Ratios, 3m



Open Interest Min: 0.24, Max: 0.45, Avg: 0.33, Last: 0.25
 Volume Min: 0.16, Max: 1.51, Avg: 0.74, Last: 0.98

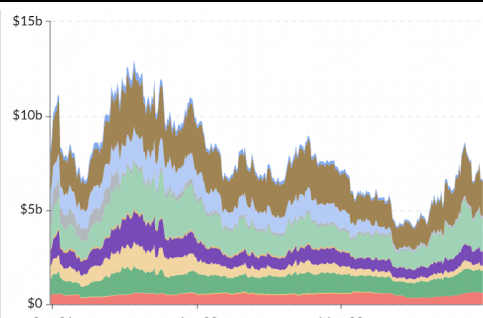
Crypto Futures

BTC Aggregate Open Interest, 1y



Kraken, Huobi, CME, Binance, FTX, CoinFlex, OKEx, Bitfinex, Deribit, BitMEX, Bybit

ETH Aggregate Open Interest, 1y



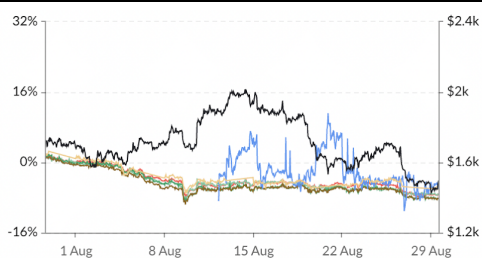
Deribit, Huobi, CoinFlex, OKEx, Bitfinex, Binance, CME, Bybit, BitMEX, Kraken

BTC Annlzd Rolling 3m Basis, 1m



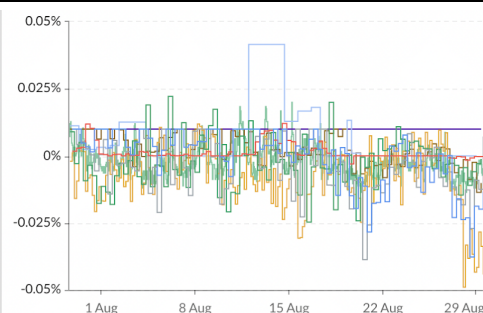
Deribit Min: -1.13%, Max: 3.14%, Avg: 1.56%, Last: -0.23%
 FTX Min: 0.32%, Max: 4.47%, Avg: 2.22%, Last: 0.88%
 BitMEX Min: -0.72%, Max: 3.03%, Avg: 1.56%, Last: 0.26%
 Binance Min: -0.48%, Max: 3.91%, Avg: 2.00%, Last: 0.21%
 OKEx Min: -1.29%, Max: 4.20%, Avg: 1.94%, Last: 0.10%
 CME* Min: -2.94%, Max: 4.11%, Avg: 1.87%, Last: -1.52%
 BTC Spot Index Min: \$19.55k, Max: \$24.92k, Avg: \$22.76k, Last: \$20.09k

ETH Annlzd Rolling 3m Basis, 1m



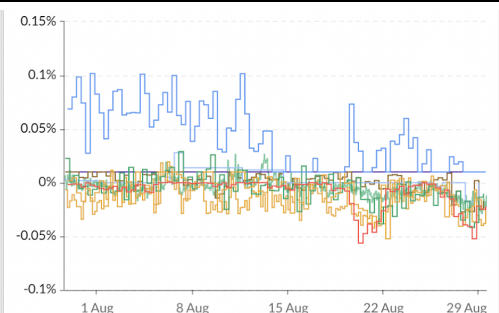
Deribit Min: -7.95%, Max: 1.78%, Avg: -3.95%, Last: -7.24%
 FTX Min: -8.63%, Max: 1.63%, Avg: -4.24%, Last: -7.22%
 OKEx Min: -9.27%, Max: 1.84%, Avg: -4.66%, Last: -8.07%
 Binance Min: -9.61%, Max: 1.29%, Avg: -4.94%, Last: -8.16%
 BitMEX Min: -11.09%, Max: 11.22%, Avg: -1.95%, Last: -6.09%
 CME* Min: -6.97%, Max: 2.54%, Avg: -3.42%, Last: -5.91%
 ETH Spot Index Min: \$1.43k, Max: \$2.02k, Avg: \$1.72k, Last: \$1.50k

BTC Perp Swaps Funding, 1m



Bybit Avg: 0.0100%, Binance Avg: 0.0025%, Bitfinex Avg: 0.0043%
 FTX Avg: -0.0023%, Kraken Avg: -0.0072%, OKEx Avg: -0.0026%
 Huobi Avg: -0.0032%, Deribit Avg: 0.0013%, BitMEX Avg: -0.0005%

ETH Perp Swaps Funding, 1m



Bybit Avg: 0.0100%, Binance Avg: 0.0014%, Bitfinex Avg: 0.0009%
 FTX Avg: -0.0043%, Kraken Avg: -0.0156%, OKEx Avg: -0.0056%
 Huobi Avg: -0.0092%, Deribit Avg: -0.0088%, BitMEX Avg: 0.0414%



Market Update - August 29, 2022

About GSR

GSR is a global leader in digital asset trading, market making, OTC derivatives, and investments. We operate in a culture of excellence and leverage our first-rate reputation, deep relationships and proprietary trading technology to move swiftly and capitalize on market opportunities.

GSR's experienced team brings together decades of institutional trading expertise, while our industry-leading proprietary technology stack anchors everything we do.

Our main service areas are: market making; proprietary and algorithmic trading; client execution; structured products; risk management solutions; and portfolio investments.

For more information or if we can help with anything, please see gsr.io or contact us at gsr@gsr.io.

Required Disclosures

*Based on price returns for the following ETFs: VOO, QQQ, EWU, EWG, EWJ, and EWH.

This material is a product of the GSR Sales and Trading Department. It is not a product of a Research Department, not a research report, and not subject to all of the independence and disclosure standards applicable to research reports prepared pursuant to FINRA or CFTC research rules. This material is not independent of the Firm's proprietary interests, which may conflict with your interests. The Firm trades instruments discussed in this material for its own account. The author may have consulted with the Firm's traders and other personnel, who may have already traded based on the views expressed in this material, may trade contrary to the views expressed in this material, and may have positions in other instruments discussed herein. This material is intended only for institutional investors. Solely for purposes of the CFTC's rules and to the extent this material discusses derivatives, this material is a solicitation for entering into a derivatives transaction and should not be considered to be a derivatives research report.

This material is provided solely for informational purposes, is intended for your use only and does not constitute an offer or commitment, a solicitation of an offer or comment (except as noted for CFTC purposes), or any advice or recommendation, to enter into or conclude any transaction (whether on the indicative terms shown or otherwise), or to provide investment services in any state or country where such an offer or solicitation or provision would be illegal.

Information is based on sources considered to be reliable, but not guaranteed to be accurate or complete. Any opinions or estimates expressed herein reflect a judgment made as of the date of publication, and are subject to change without notice. Trading and investing in digital assets involves significant risks including price volatility and illiquidity and may not be suitable for all investors. GSR will not be liable whatsoever for any direct or consequential loss arising from the use of this Information. Copyright of this Information belongs to GSR. Neither this Information nor any copy thereof may be taken or rented or redistributed, directly or indirectly, without prior written permission of GSR. Not a solicitation to U.S. Entities or individuals for securities in any form. If you are such an entity, you must close this page.

Sources

CoinGecko	Santiment	DefiPulse	WoldCoinIndex.com	Yahoo
CoinMarketCap	Skew	TradingView	Investing.com	Google
		DefiLlama		