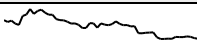




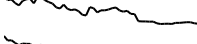







## Crypto Leaderboard

Rank	Name	Ticker	Price	24h	7d	30d	24h Vol \$m	MC \$m	1-Year Chart
1	Bitcoin	BTC	\$20,358	0%	-6%	-13%	32,170	389,347	
2	Ethereum	ETH	\$1,597	1%	-4%	-3%	21,792	192,163	
3	Tether	USDT	\$1.00	0%	0%	0%	41,857	67,606	
4	USD Coin	USDC	\$1.00	0%	0%	0%	4,850	52,422	
5	BNB	BNB	\$287	-1%	-4%	1%	237	46,738	
6	Binance	BUSD	\$1.00	0%	0%	0%	7,903	19,290	
7	Ripple	XRP	\$0.33	0%	-5%	-13%	857	16,471	
8	Cardano	ADA	\$0.46	1%	-1%	-11%	537	15,567	
9	Solana	SOL	\$32.78	1%	-8%	-22%	896	11,452	
10	Dogecoin	DOGE	\$0.06	-1%	-8%	-8%	326	8,379	

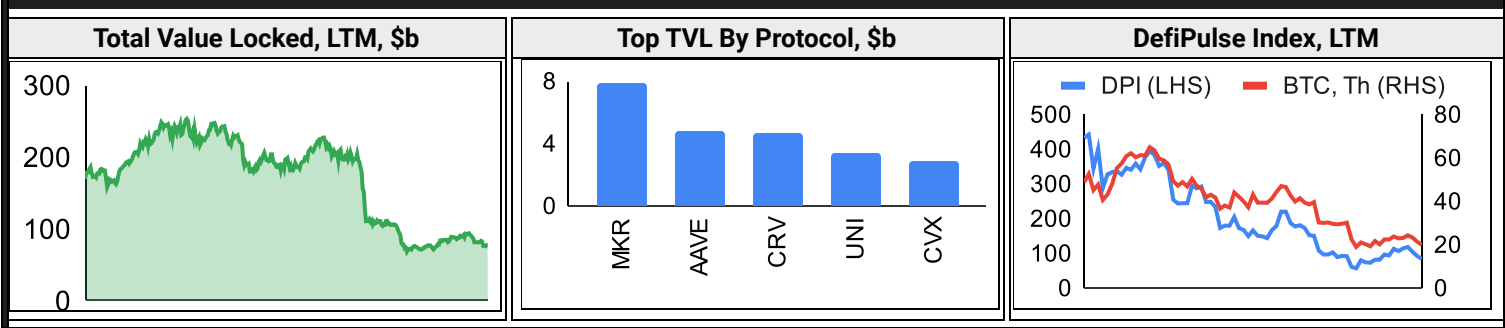
## Top & Bottom Performers - Top 100 Tokens

24h		7 Days		30 Days		90 Days		365 Days	
NEXO	14%	BIT	15%	NEXO	54%	LDO	95%	LEO	91%
BIT	7%	NEXO	15%	CHZ	44%	CHZ	71%	SHIB	81%
KAVA	6%	EVMOS	14%	ATOM	17%	ETC	47%	10SET	68%
LDO	6%	XEC	13%	OSMO	15%	QNT	44%	CUSDT	3%
OKB	-5%	AR	-16%	SAND	-27%	KCS	-48%	AMP	-88%
HNT	-5%	HNT	-17%	AR	-28%	XCN	-52%	ICP	-90%
XEC	-6%	EOS	-22%	FIL	-34%	WAVES	-52%	FLOW	-92%
SNX	-6%	CEL	-33%	HNT	-38%	DFI	-58%	FIL	-92%

## Category Performance

Category	7d	30d	90d	180d	365d	Ecosystem	7d	30d	90d	180d	365d
CEXs	-3%	-4%	-12%	-34%	-17%	Terra	18%	-1%	-13%	-95%	-98%
Privacy	-5%	-5%	-22%	-41%	-72%	Cosmos	-1%	-5%	-15%	-64%	-77%
Smart Contract	-3%	-10%	-14%	-54%	-74%	Gnosis Chain	-6%	-9%	-21%	-58%	-73%
DeFi	1%	-10%	-12%	-53%	-79%	Avalanche	-6%	-11%	-13%	-50%	-65%
IoT	-4%	-11%	-17%	-48%	-45%	Polygon	-5%	-12%	-10%	-49%	-65%
NFTs	-6%	-13%	-13%	-54%	-61%	Polkadot	-7%	-12%	-18%	-53%	-78%
DAOs	-5%	-14%	-16%	-46%	-77%	BSC	-8%	-14%	-8%	-43%	-74%
Meme	-5%	-15%	-9%	-56%	126%	Solana	-6%	-17%	-26%	-63%	-82%
DEX / B&L	-5%	-16%	-19%	-46%	-77%						
Dist. Computing	-5%	-21%	-27%	-59%	-84%						
Gaming	-6%	-22%	-28%	-69%	-13%						

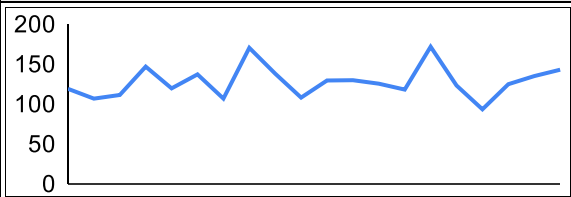
## DeFi



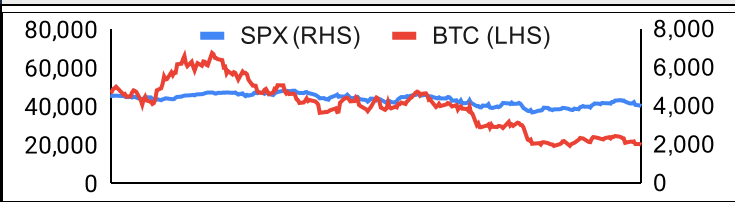
## Trading Volume

Aggregate Volumes by Product, \$b					Top Derivatives Exchanges, \$m and bps					Top Spot Exchanges, \$m		
	1d	7d	30d	O/I	Exchange	1d Vol	O/I	Mkr	Tkr	Exchange	Score	1d Vol
Spot	34	196	853	n/a	Binance	68,892	19,923	2.0	4.0	Binance	9.9	18,072
Perpetuals	91	456	1,820	20	FTX	9,153	3,503	2.0	7.0	Coinbase	8.2	2,438
Futures	0	3	15	2	OKX	20,147	4,352	2.0	5.0	FTX	8.1	2,313
Options	0	0	0	0	KuCoin	4,809	1,754	2.0	6.0	Kraken	7.6	675

20 Day Volume - Top 100 Tokens, \$b					Top Volume, 1d, \$m		Top Volume, %20d Avg		Low Volume, %20d Avg	
					USDT	53,374	NEXO	328%	XCN	18%
					BTC	36,562	CAKE	204%	10SET	31%
					ETH	23,912	KAVA	168%	SHIB	40%
					BUSD	7,754	STETH	166%	CEL	54%
					USDC	5,971	XAUT	165%	DOGE	55%

## Traditional Finance

Global Equity Markets*							SPX vs. BTC, Last 12 Months	
	US	USGrwth	UK	Germany	Japan	HK		
1D	-1%	-1%	-1%	1%	0%	-1%		
7D	-4%	-4%	-3%	-1%	-2%	0%		
90D	-5%	-4%	-12%	-21%	-8%	-9%		
365D	-12%	-21%	-11%	-37%	-21%	-21%		

10-Year Treasury Yields							Commodities & FX					
	US	Brazil	UK	Germany	Japan	HK		WTI	Gas	Gold	EUR/USD	USD/JPY
Last	3.13%	12.28%	2.81%	1.53%	0.22%	3.03%	Last	90	8.9	1,723	1.00	138.6
1d Chg	+0.015	+0.000	+0.1055	+0.0240	-0.006	-0.058	1d % Chg	-1.49%	-1.71%	-0.78%	+0.02%	-0.15%

## Crypto News

[Crypto.com Sues User After Refunding \\$10M Instead of \\$100 - Blockworks](#)  
[Helium developers propose a full migration to the Solana blockchain - The Block](#)  
[BlockFi CEO shares lessons learned from liquidating 3AC - The Block](#)  
[FBI issues recommendations for DeFi investors amid exploits - The Block](#)  
[Congressman calls on crypto exchanges and regulators to account for fraud and scams in crypto - The Block](#)  
[Hodlnaut get creditor protection, interim judicial management - The Block](#)  
[Solana automation network Clockwork raises \\$4 million - The Block](#)  
[Ethereum miner balance reaches four-year high weeks before the Merge - Cointelegraph](#)  
[Singapore court rules in favor of Bithumb founder in acquisition case - Cointelegraph](#)  
[Busan City announces FTX partnership to build local exchange - Cointelegraph](#)  
[AVAX price rebounds 15% after Crypto Leaks sell-off but Avalanche could still bury bulls - Cointelegraph](#)  
[Mystery of the whale wallet holding 50% of Axie Infinity's SLP supply - Cointelegraph](#)  
[Largest Ether mining pool Ethermine opens new ETH staking service - Cointelegraph](#)  
[Moonbirds will store NFT art 'in chain' — Raises \\$50M in Series A funding - Cointelegraph](#)  
[Compound cETH market bricked by update — 7-day wait on vote to fix it - Cointelegraph](#)  
[President of Paraguay vetoes crypto regulation law - Cointelegraph](#)  
[Crypto 'cannot be partisan,' says US lawmaker who scored negative on bipartisanship index: Report - Cointelegraph](#)



# GSR

## Market Update - August 31, 2022

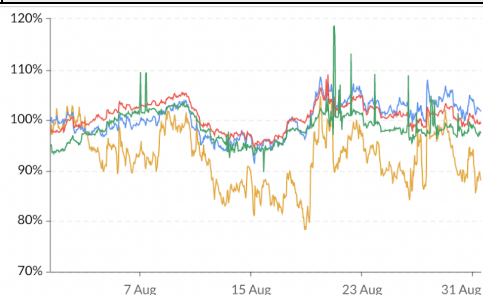
### Crypto Options

#### BTC ATM Implied Vol, 1m



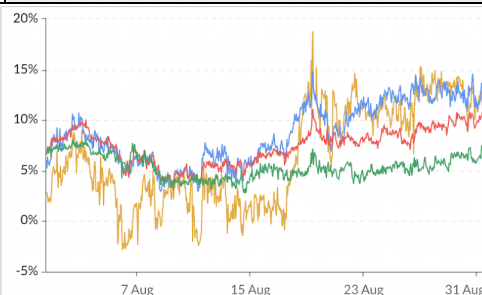
1wk ATM Vol Min: 57.0%, Max: 76.6%, Avg: 65.5%, Last: 57.8%  
1mth ATM Vol Min: 63.6%, Max: 74.4%, Avg: 68.5%, Last: 65.5%  
3mth ATM Vol Min: 67.0%, Max: 74.9%, Avg: 70.7%, Last: 68.3%  
6mth ATM Vol Min: 69.3%, Max: 75.2%, Avg: 72.5%, Last: 71.1%

#### ETH ATM Implied Vol, 1m



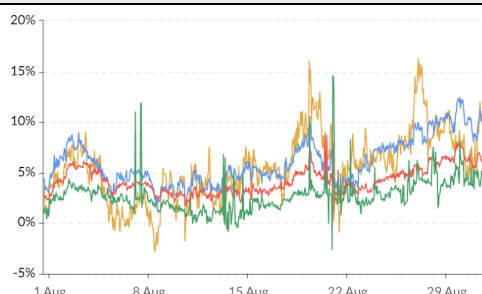
1wk ATM Vol Min: 78%, Max: 105%, Avg: 92%, Last: 88%  
1mth ATM Vol Min: 91%, Max: 109%, Avg: 100%, Last: 102%  
3mth ATM Vol Min: 94%, Max: 109%, Avg: 101%, Last: 99%  
6mth ATM Vol Min: 90%, Max: 119%, Avg: 99%, Last: 97%

#### BTC 25d Skew, 1m



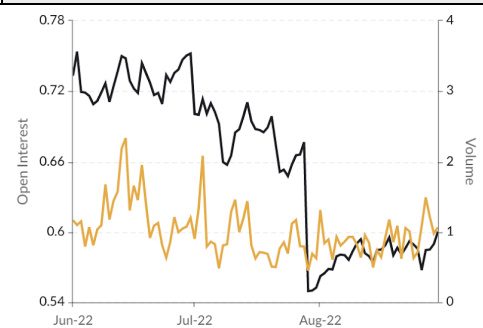
1wk 25d skew Min: -3%, Max: 19%, Avg: 6%, Last: 13%  
1mth 25d skew Min: 3%, Max: 15%, Avg: 9%, Last: 14%  
3mth 25d skew Min: 3%, Max: 11%, Avg: 7%, Last: 11%  
6mth 25d skew Min: 3%, Max: 8%, Avg: 5%, Last: 7%

#### ETH 25d Skew, 1m



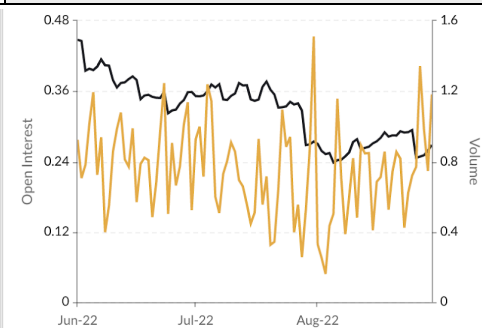
1wk 25d skew Min: -3%, Max: 16%, Avg: 6%, Last: 9%  
1mth 25d skew Min: 2%, Max: 12%, Avg: 6%, Last: 10%  
3mth 25d skew Min: 1%, Max: 9%, Avg: 4%, Last: 6%  
6mth 25d skew Min: -3%, Max: 15%, Avg: 3%, Last: 5%

#### BTC Put/Call Ratios, 3m



Open Interest Min: 0.55, Max: 0.75, Avg: 0.66, Last: 0.60  
Volume Min: 0.45, Max: 2.33, Avg: 1.01, Last: 1.06

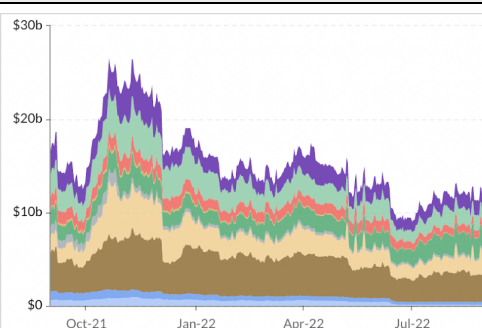
#### ETH Put/Call Ratios, 3m



Open Interest Min: 0.24, Max: 0.45, Avg: 0.33, Last: 0.27  
Volume Min: 0.16, Max: 1.51, Avg: 0.75, Last: 1.18

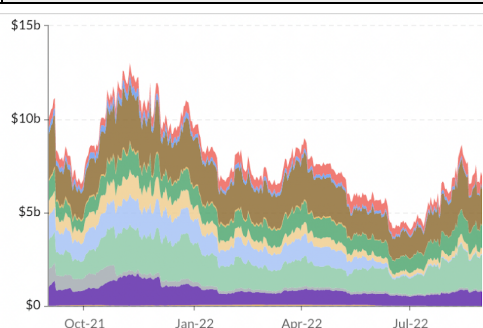
### Crypto Futures

#### BTC Aggregate Open Interest, 1y



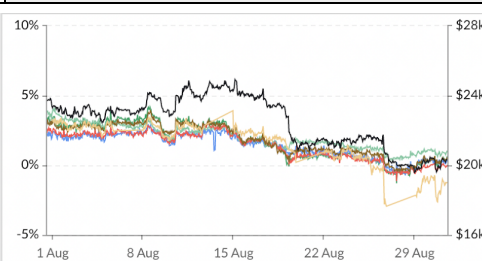
Bitfinex, BitMEX, Binance, CME, Huobi, OKEx, Kraken, CoinFlex, Deribit, FTX, Bybit

#### ETH Aggregate Open Interest, 1y



CoinFlex, Bybit, Huobi, FTX, Bitfinex, OKEx, Kraken, Binance, BitMEX, Deribit

#### BTC Annlzd Rolling 3m Basis, 1m



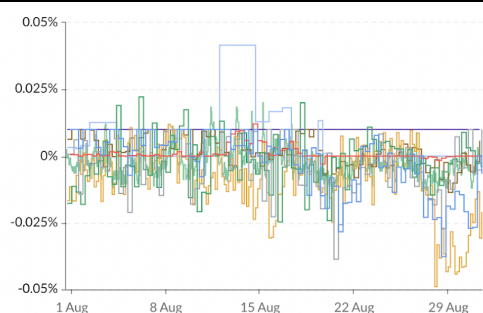
OKEx Min: -1.29%, Max: 4.18%, Avg: 1.74%, Last: 0.65%  
BitMEX Min: -0.72%, Max: 2.91%, Avg: 1.43%, Last: 0.41%  
FTX Min: 0.32%, Max: 4.12%, Avg: 2.03%, Last: 1.06%  
Deribit Min: -1.13%, Max: 3.03%, Avg: 1.40%, Last: 0.02%  
Binance Min: -0.48%, Max: 3.91%, Avg: 1.83%, Last: 0.58%  
CME\* Min: -2.94%, Max: 3.92%, Avg: 1.56%, Last: -1.25%  
BTC Spot Index Min: \$19.55k, Max: \$24.92k, Avg: \$22.52k, Last: \$20.30k

#### ETH Annlzd Rolling 3m Basis, 1m



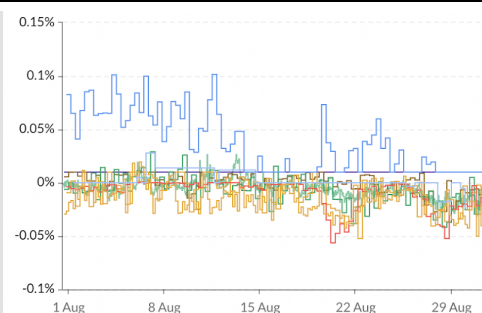
Binance Min: -9.61%, Max: -0.26%, Avg: -5.44%, Last: -7.51%  
FTX Min: -8.63%, Max: 0.43%, Avg: -4.69%, Last: -6.21%  
Deribit Min: -7.95%, Max: 0.73%, Avg: -4.42%, Last: -6.73%  
OKEx Min: -9.27%, Max: 0.40%, Avg: -5.16%, Last: -7.06%  
BitMEX Min: -17.47%, Max: 11.22%, Avg: -2.30%, Last: -4.44%  
CME\* Min: -6.97%, Max: 1.46%, Avg: -3.67%, Last: -5.31%  
ETH Spot Index Min: \$1.43k, Max: \$2.02k, Avg: \$1.71k, Last: \$1.59k

#### BTC Perp Swaps Funding, 1m



Bybit Avg: 0.0100%, Binance Avg: 0.0018%, Bitfinex Avg: 0.0037%  
FTX Avg: -0.0026%, Kraken Avg: -0.0087%, OKEx Avg: -0.0024%  
Huobi Avg: -0.0034%, Deribit Avg: 0.0009%, BitMEX Avg: -0.0020%

#### ETH Perp Swaps Funding, 1m



FTX Avg: -0.0053%, Bybit Avg: 0.0100%, Binance Avg: 0.0004%  
Kraken Avg: -0.0162%, OKEx Avg: -0.0067%, Huobi Avg: -0.0095%  
Deribit Avg: -0.0096%, BitMEX Avg: 0.0375%, Bitfinex Avg: -0.0003%



# Market Update - August 31, 2022

## About GSR

GSR is a global leader in digital asset trading, market making, OTC derivatives, and investments. We operate in a culture of excellence and leverage our first-rate reputation, deep relationships and proprietary trading technology to move swiftly and capitalize on market opportunities.

GSR's experienced team brings together decades of institutional trading expertise, while our industry-leading proprietary technology stack anchors everything we do.

Our main service areas are: market making; proprietary and algorithmic trading; client execution; structured products; risk management solutions; and portfolio investments.

For more information or if we can help with anything, please see [gsr.io](https://gsr.io) or contact us at [gsr@gsr.io](mailto:gsr@gsr.io).

## Required Disclosures

\*Based on price returns for the following ETFs: VOO, QQQ, EWU, EWG, EWJ, and EWH.

This material is a product of the GSR Sales and Trading Department. It is not a product of a Research Department, not a research report, and not subject to all of the independence and disclosure standards applicable to research reports prepared pursuant to FINRA or CFTC research rules. This material is not independent of the Firm's proprietary interests, which may conflict with your interests. The Firm trades instruments discussed in this material for its own account. The author may have consulted with the Firm's traders and other personnel, who may have already traded based on the views expressed in this material, may trade contrary to the views expressed in this material, and may have positions in other instruments discussed herein. This material is intended only for institutional investors. Solely for purposes of the CFTC's rules and to the extent this material discusses derivatives, this material is a solicitation for entering into a derivatives transaction and should not be considered to be a derivatives research report.

This material is provided solely for informational purposes, is intended for your use only and does not constitute an offer or commitment, a solicitation of an offer or comment (except as noted for CFTC purposes), or any advice or recommendation, to enter into or conclude any transaction (whether on the indicative terms shown or otherwise), or to provide investment services in any state or country where such an offer or solicitation or provision would be illegal.

Information is based on sources considered to be reliable, but not guaranteed to be accurate or complete. Any opinions or estimates expressed herein reflect a judgment made as of the date of publication, and are subject to change without notice. Trading and investing in digital assets involves significant risks including price volatility and illiquidity and may not be suitable for all investors. GSR will not be liable whatsoever for any direct or consequential loss arising from the use of this Information. Copyright of this Information belongs to GSR. Neither this Information nor any copy thereof may be taken or rented or redistributed, directly or indirectly, without prior written permission of GSR. Not a solicitation to U.S. Entities or individuals for securities in any form. If you are such an entity, you must close this page.

## Sources

CoinGecko	Santiment	DefiPulse	WoldCoinIndex.com	Yahoo
CoinMarketCap	Skew	TradingView	Investing.com	Google
		DefiLlama		