

Crypto Leaderboard

Rank	Name	Ticker	Price	24h	7d	30d	24h Vol \$m	MC \$m	1-Year Chart
1	Bitcoin	BTC	\$24,129	-2%	4%	14%	30,000	461,393	
2	Ethereum	ETH	\$1,902	-4%	12%	40%	17,997	228,411	
3	Tether	USDT	\$1.00	0%	0%	0%	53,741	67,599	
4	USD Coin	USDC	\$1.00	0%	0%	0%	6,691	53,655	
5	BNB	BNB	\$317	-2%	-2%	27%	1,144	51,825	
6	Cardano	ADA	\$0.56	-3%	6%	22%	847	18,918	
7	Ripple	XRP	\$0.37	-3%	0%	6%	1,156	18,279	
8	Binance	BUSD	\$1.00	0%	0%	0%	6,029	17,816	
9	Solana	SOL	\$44.05	-5%	8%	11%	1,305	15,370	
10	Dogecoin	DOGE	\$0.08	-2%	11%	19%	1,336	10,150	

Top & Bottom Performers - Top 100 Tokens

24h		7 Days		30 Days		90 Days		365 Days	
CHZ	6%	AERA	132%	CEL	292%	CEL	276%	GALA	268%
LEO	6%	CEL	120%	ETC	138%	ETC	88%	SAND	104%
SHIB	3%	NEXO	33%	LDO	104%	LDO	84%	SHIB	85%
GMT	3%	SHIB	32%	CHZ	75%	OKB	68%	LEO	78%
RUNE	-6%	THETA	-10%	DFI	-10%	GMT	-36%	AMP	-86%
BIT	-10%	KSM	-11%	XCN	-10%	EGLD	-38%	ICP	-88%
AERA	-15%	APE	-12%	AR	-11%	AMP	-42%	FLOW	-88%
CEL	-16%	BIT	-25%	10SET	-13%	DFI	-70%	FIL	-89%

Category Performance

Category	1d	7d	30d	90d	365d	Ecosystem	1d	7d	30d	90d	365d
Meme	-5%	14%	52%	10%	122%	Polkadot	-1%	4%	24%	-3%	-70%
CEXs	0%	5%	22%	-2%	-7%	Gnosis Chain	-2%	2%	28%	-6%	-64%
Gaming	-1%	1%	21%	-17%	52%	Solana	1%	1%	13%	-16%	-70%
Smart Contract	-3%	0%	27%	-8%	-58%	Polygon	-1%	1%	21%	7%	-54%
IoT	-1%	0%	16%	-5%	-49%	Avalanche	-2%	-1%	25%	-1%	-60%
NFTs	0%	0%	34%	-5%	-32%	Cosmos	-2%	-2%	20%	-15%	-69%
Privacy	-2%	-2%	23%	-13%	-67%	BSC	-1%	-2%	32%	17%	-64%
DeFi	-2%	-3%	23%	-7%	-74%	Terra	-3%	-5%	1%	-29%	-97%
Dist. Computing	-1%	-3%	19%	-9%	-77%						
DAOs	-2%	-3%	19%	1%	-73%						
DEX / B&L	-2%	-5%	19%	-2%	-71%						

DeFi

Total Value Locked, LTM, \$b

Top TVL By Protocol, \$b

Protocol	TVL (\$b)
MKR	~8
UNI	~7
AAVE	~5
CRV	~4
CXV	~3

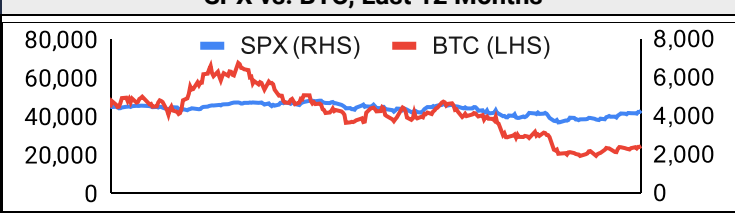
DefiPulse Index, LTM

Trading Volume

Aggregate Volumes by Product, \$b					Top Derivatives Exchanges, \$m and bps					Top Spot Exchanges, \$m		
	1d	7d	30d	O/I	Exchange	1d Vol	O/I	Mkr	Tkr	Exchange	Score	1d Vol
Spot	40	247	1,040	n/a	Binance	63,566	20,583	2.0	4.0	Binance	9.9	17,803
Perpetuals	87	508	2,090	22	FTX	7,677	3,865	2.0	7.0	Coinbase	8.2	2,409
Futures	1	5	19	2	OKX	18,702	4,649	2.0	5.0	FTX	8.1	2,030
Options	0	0	0	0	KuCoin	4,360	1,821	2.0	6.0	Kraken	7.6	589

20 Day Volume - Top 100 Tokens, \$b					Top Volume, 1d, \$m		Top Volume, %20d Avg		Low Volume, %20d Avg	
					USDT	57,012	SHIB	472%	BTG	30%
					BTC	32,077	CEL	381%	XCN	39%
					ETH	20,189	DOGE	249%	TUSD	47%
					USDC	6,493	FTT	185%	CRO	52%
					BUSD	5,939	CHZ	178%	ICP	53%

Traditional Finance

Global Equity Markets*							SPX vs. BTC, Last 12 Months	
	US	USGrwth	UK	Germany	Japan	HK		
1D	0%	0%	-1%	-1%	0%	-1%		
7D	3%	3%	1%	1%	3%	0%		
90D	5%	8%	-5%	-10%	1%	-2%		
365D	-4%	-10%	-8%	-32%	-16%	-19%		

10-Year Treasury Yields							Commodities & FX					
	US	Brazil	UK	Germany	Japan	HK	Last	WTI	Gas	Gold	EUR/USD	USD/JPY
Last	2.76%	12.08%	2.01%	0.89%	0.18%	2.64%	Last	88	8.5	1,792	1.02	132.7
1d Chg	-0.088	0	-0.0995	-0.1025	-0.004	-0.054	1d % Chg	-4.71%	-3.41%	-1.29%	-0.58%	-0.57%

Crypto News

- [Galaxy Digital terminates its acquisition of BitGo - The Block](#)
- [Binance receives in-principle approval to operate in Kazakhstan - The Block](#)
- [Pension funds remain interested in crypto despite crash: WSJ - The Block](#)
- [Aggregate open interest of ether options hits all-time high - The Block](#)
- [Velodrome says team member stole \\$350,000 from the project's wallet - The Block](#)
- [Skynet Labs to shut down after failing to raise funds - The Block](#)
- [Indian authorities freeze \\$46 million worth of Vault's assets - The Block](#)
- [CFTC accuses Ohio man of operating \\$12 million 'bitcoin Ponzi scheme' - The Block](#)
- [Tornado Cash community fund multi-signature wallet disbands amid sanctions - Cointelegraph](#)
- [Zipmex gets 3 month protection in Singapore amid halted withdrawals - Cointelegraph](#)
- [Ethereum ICO-era whale address transfer 145,000 ETH weeks before the Merge - Cointelegraph](#)
- [Crypto needs 'enabling environment,' Philippines central bank says - Cointelegraph](#)
- [Celestia: Launching a blockchain to be as easy as deploying a smart contract - Cointelegraph](#)
- [Network and token freeze after Acala exploit raises questions - Cointelegraph](#)
- [Velodrome recovers \\$350K stolen funds from team member Gabagool - Cointelegraph](#)
- [BlueBex fires employees, halts funds withdrawal citing \\$32M hack - Cointelegraph](#)
- [Coinbase posts \\$1.1B loss, Polygon DApps rocket 400% in 2022 and Elon Musk says inflation is on the decline: Hodler's Digest, /](#)

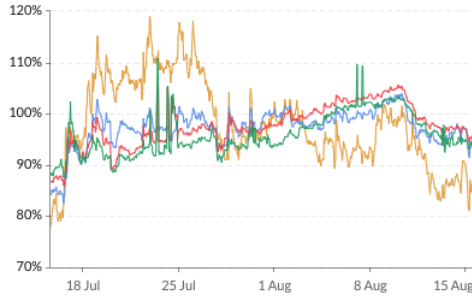
Crypto Options

BTC ATM Implied Vol, 1m



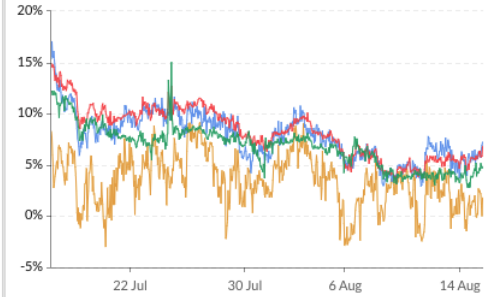
1wk ATM Vol Min: 57.0%, Max: 84.1%, Avg: 71.0%, Last: 60.4%
 1mth ATM Vol Min: 63.8%, Max: 78.0%, Avg: 70.8%, Last: 64.0%
 3mth ATM Vol Min: 67.1%, Max: 76.3%, Avg: 71.8%, Last: 67.3%
 6mth ATM Vol Min: 69.3%, Max: 77.0%, Avg: 73.0%, Last: 70.1%

ETH ATM Implied Vol, 1m



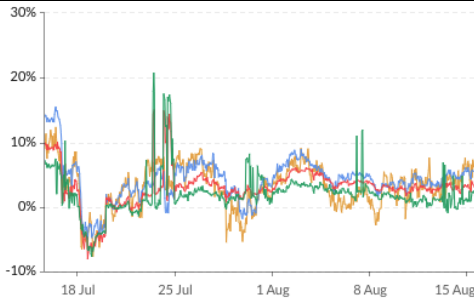
1wk ATM Vol Min: 78%, Max: 119%, Avg: 98%, Last: 86%
 1mth ATM Vol Min: 83%, Max: 104%, Avg: 97%, Last: 95%
 3mth ATM Vol Min: 86%, Max: 106%, Avg: 98%, Last: 96%
 6mth ATM Vol Min: 88%, Max: 111%, Avg: 96%, Last: 94%

BTC 25d Skew, 1m



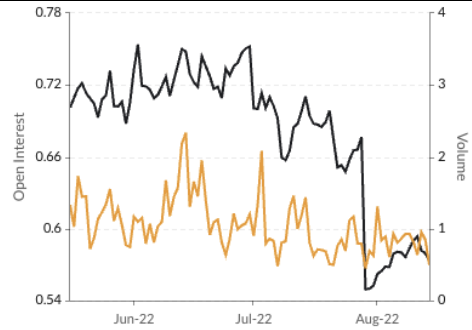
1wk 25d skew Min: -3%, Max: 9%, Avg: 3%, Last: 2%
 1mth 25d skew Min: 3%, Max: 17%, Avg: 8%, Last: 7%
 3mth 25d skew Min: 3%, Max: 15%, Avg: 8%, Last: 7%
 6mth 25d skew Min: 3%, Max: 15%, Avg: 7%, Last: 5%

ETH 25d Skew, 1m



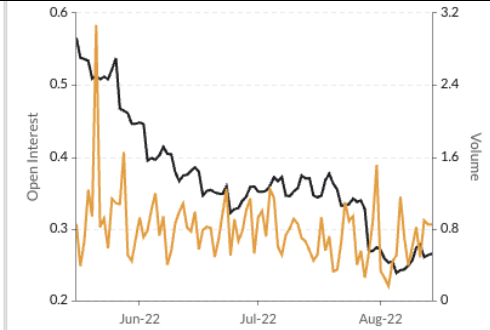
1wk 25d skew Min: -8%, Max: 12%, Avg: 3%, Last: 6%
 1mth 25d skew Min: -5%, Max: 16%, Avg: 4%, Last: 5%
 3mth 25d skew Min: -8%, Max: 15%, Avg: 3%, Last: 3%
 6mth 25d skew Min: -8%, Max: 21%, Avg: 2%, Last: 2%

BTC Put/Call Ratios, 3m



Open Interest Min: 0.55, Max: 0.75, Avg: 0.68, Last: 0.57
 Volume Min: 0.45, Max: 2.33, Avg: 1.05, Last: 0.49

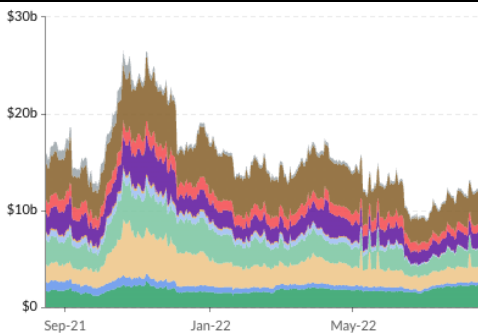
ETH Put/Call Ratios, 3m



Open Interest Min: 0.24, Max: 0.57, Avg: 0.37, Last: 0.27
 Volume Min: 0.16, Max: 3.07, Avg: 0.79, Last: 0.85

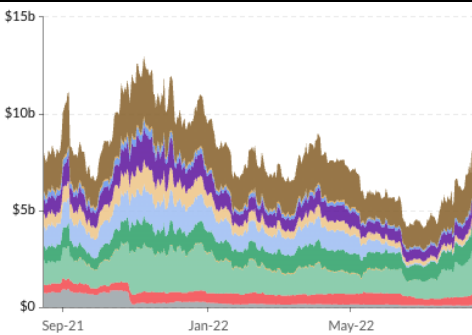
Crypto Futures

BTC Aggregate Open Interest, 1y



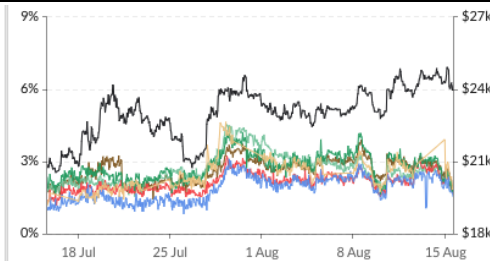
OKEx, BitMEX, CME, FTX, Bitfinex, Kraken, Bybit, CoinFlex, Deribit, Binance, Huobi

ETH Aggregate Open Interest, 1y



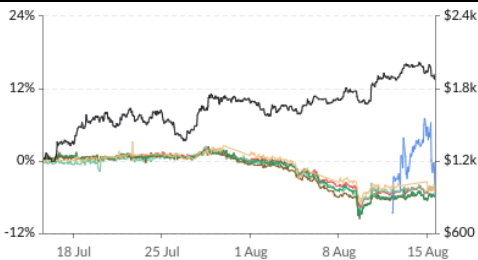
Huobi, Deribit, FTX, CoinFlex, OKEx, Bitfinex, CME, Bybit, BitMEX, Kraken, Binance

BTC Annlzd Rolling 3m Basis, 1m



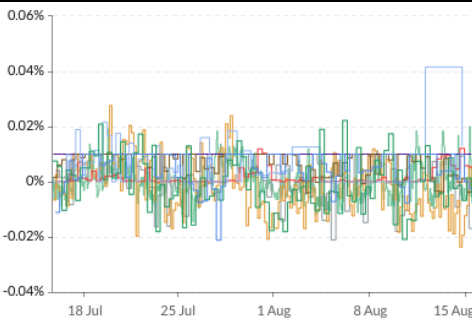
Binance Min: 1.44%, Max: 3.91%, Avg: 2.64%, Last: 1.81%
 FTX Min: 1.55%, Max: 4.54%, Avg: 2.69%, Last: 1.81%
 Deribit Min: 1.18%, Max: 3.23%, Avg: 2.14%, Last: 1.73%
 OKEx Min: 1.63%, Max: 4.28%, Avg: 2.78%, Last: 1.85%
 BitMEX Min: 0.84%, Max: 3.11%, Avg: 1.86%, Last: 1.56%
 CME* Min: 1.20%, Max: 4.65%, Avg: 2.51%, Last: 1.83%
 BTC Spot Index Min: \$20.54k, Max: \$24.92k, Avg: \$23.01k, Last: \$24.16k

ETH Annlzd Rolling 3m Basis, 1m



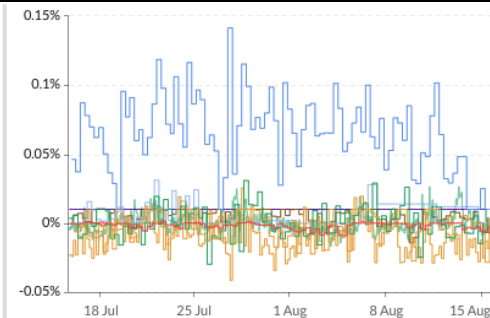
Deribit Min: -7.95%, Max: 2.20%, Avg: -1.12%, Last: -4.63%
 FTX Min: -8.63%, Max: 2.41%, Avg: -1.47%, Last: -4.31%
 Binance Min: -9.61%, Max: 2.38%, Avg: -1.75%, Last: -5.77%
 OKEx Min: -9.27%, Max: 1.84%, Avg: -1.46%, Last: -6.03%
 BitMEX Min: -8.76%, Max: 7.12%, Avg: 0.82%, Last: -5.56%
 CME* Min: -6.97%, Max: 3.21%, Avg: -0.80%, Last: -5.21%
 ETH Spot Index Min: \$1.20k, Max: \$2.02k, Avg: \$1.64k, Last: \$1.92k

BTC Perp Swaps Funding, 1m



FTX Avg: 0.0000% Huobi Avg: 0.0014% BitMEX Avg: 0.0053%
 Kraken Avg: -0.0015% Deribit Avg: 0.0017% Bybit Avg: 0.0100%
 Binance Avg: 0.0064% Bitfinex Avg: 0.0061% OKEx Avg: -0.0008%

ETH Perp Swaps Funding, 1m



FTX Avg: 0.0004% Bybit Avg: 0.0100% Binance Avg: 0.0055%
 Bitfinex Avg: 0.0054% Kraken Avg: -0.0099% OKEx Avg: 0.0003%
 Huobi Avg: -0.0028% BitMEX Avg: 0.0642% Deribit Avg: -0.0019%



Market Update - August 15, 2022

About GSR

GSR is a global leader in digital asset trading, market making, OTC derivatives, and investments. We operate in a culture of excellence and leverage our first-rate reputation, deep relationships and proprietary trading technology to move swiftly and capitalize on market opportunities.

GSR's experienced team brings together decades of institutional trading expertise, while our industry-leading proprietary technology stack anchors everything we do.

Our main service areas are: market making; proprietary and algorithmic trading; client execution; structured products; risk management solutions; and portfolio investments.

For more information or if we can help with anything, please see gsr.io or contact us at gsr@gsr.io.

Required Disclosures

*Based on price returns for the following ETFs: VOO, QQQ, EWU, EWG, EWJ, and EWH.

This material is a product of the GSR Sales and Trading Department. It is not a product of a Research Department, not a research report, and not subject to all of the independence and disclosure standards applicable to research reports prepared pursuant to FINRA or CFTC research rules. This material is not independent of the Firm's proprietary interests, which may conflict with your interests. The Firm trades instruments discussed in this material for its own account. The author may have consulted with the Firm's traders and other personnel, who may have already traded based on the views expressed in this material, may trade contrary to the views expressed in this material, and may have positions in other instruments discussed herein. This material is intended only for institutional investors. Solely for purposes of the CFTC's rules and to the extent this material discusses derivatives, this material is a solicitation for entering into a derivatives transaction and should not be considered to be a derivatives research report.

This material is provided solely for informational purposes, is intended for your use only and does not constitute an offer or commitment, a solicitation of an offer or comment (except as noted for CFTC purposes), or any advice or recommendation, to enter into or conclude any transaction (whether on the indicative terms shown or otherwise), or to provide investment services in any state or country where such an offer or solicitation or provision would be illegal.

Information is based on sources considered to be reliable, but not guaranteed to be accurate or complete. Any opinions or estimates expressed herein reflect a judgment made as of the date of publication, and are subject to change without notice. Trading and investing in digital assets involves significant risks including price volatility and illiquidity and may not be suitable for all investors. GSR will not be liable whatsoever for any direct or consequential loss arising from the use of this Information. Copyright of this Information belongs to GSR. Neither this Information nor any copy thereof may be taken or rented or redistributed, directly or indirectly, without prior written permission of GSR. Not a solicitation to U.S. Entities or individuals for securities in any form. If you are such an entity, you must close this page.

Sources

CoinGecko	Santiment	DefiPulse	WoldCoinIndex.com	Yahoo
CoinMarketCap	Skew	TradingView	Investing.com	Google
		DefiLlama		