

Crypto Leaderboard

Rank	Name	Ticker	Price	MC, \$b	1M	One Month Performance					
1	Bitcoin	BTC	20,050	384	-14%		BTC	ETH	USDT	USDC	BNB
2	Ethereum	ETH	1,554	190	-8%						
3	Tether	USDT	1.00	68	0%						
4	USD Coin	USDC	1.00	52	0%						
5	BNB	BNB	279	45	-2%						
6	Binance	BUSD	1.00	19	0%						
7	Ripple	XRP	0.33	16	-14%						
8	Cardano	ADA	0.45	15	-14%						
9	Solana	SOL	31.47	11	-26%						
10	Dogecoin	DOGE	0.06	8	-10%						

One-Month Performance

By Token		By Category		By Ecosystem		Traditional Finance	
CHZ	71%	NFTs	-1%	Cosmos	-1%	Gas	11.2%
EVMOS	56%	CEXs	-5%	Tron	-8%	USD/JPY	4.2%
NEXO	49%	Meme	-5%	Polkadot	-10%	NIKKEI	1.0%
LEO	14%	Privacy	-7%	xDAI	-13%	HSI	-1.0%
OSMO	13%	Smart Cont	-9%	Polygon	-13%	EUR/USD	-1.5%
ATOM	11%	Defi	-9%	BSC	-15%	FTSE	-1.9%
AMP	-31%	IoT	-10%	Solana	-17%	Gold	-2.7%
10SET	-31%	DAOs	-17%	Avalanche	-21%	SPX	-4.2%
MKR	-32%	DEX / B&L	-19%			Nasdaq	-4.6%
AR	-32%	Dist Comput	-21%			DAX	-4.8%
HNT	-45%	Gaming	-22%			WTI	-9.6%

Defi

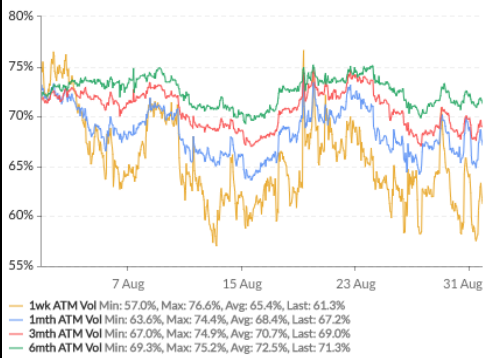
Total Value Locked, 1M, \$b	Top TVL By Protocol, \$b	DefiPulse Index, 1M

One-Month Trading Volumes

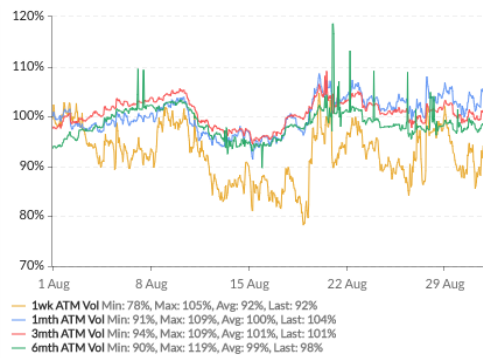
Top 100, Spot, \$b	Top Spot by Token, \$b	Top Spot Exchanges, \$b	Aggregate Derivs Vols, \$b																																															
	<table border="1"> <tr><td>USDT</td><td>1,523</td></tr> <tr><td>BTC</td><td>894</td></tr> <tr><td>ETH</td><td>554</td></tr> <tr><td>USDC</td><td>208</td></tr> <tr><td>BUSD</td><td>175</td></tr> <tr><td>ETC</td><td>39</td></tr> <tr><td>BNB</td><td>38</td></tr> </table>	USDT	1,523	BTC	894	ETH	554	USDC	208	BUSD	175	ETC	39	BNB	38	<table border="1"> <tr><td>Binance</td><td>426.3</td></tr> <tr><td>Coinbase</td><td>56.9</td></tr> <tr><td>OKX</td><td>54.2</td></tr> <tr><td>FTX</td><td>47.9</td></tr> <tr><td>Upbit</td><td>32.4</td></tr> <tr><td>Huobi</td><td>22.1</td></tr> <tr><td>KuCoin</td><td>18.1</td></tr> </table>	Binance	426.3	Coinbase	56.9	OKX	54.2	FTX	47.9	Upbit	32.4	Huobi	22.1	KuCoin	18.1	<table border="1"> <tr> <th></th> <th>1M</th> <th>O/I</th> </tr> <tr> <td>Spot</td> <td>847</td> <td>na</td> </tr> <tr> <td>Perpetuals</td> <td>1,810</td> <td>19</td> </tr> <tr> <td>Futures</td> <td>15</td> <td>2</td> </tr> <tr> <td>Options</td> <td>0</td> <td>0</td> </tr> <tr> <td>Total</td> <td>2,673</td> <td>21</td> </tr> </table>			1M	O/I	Spot	847	na	Perpetuals	1,810	19	Futures	15	2	Options	0	0	Total	2,673	21
USDT	1,523																																																	
BTC	894																																																	
ETH	554																																																	
USDC	208																																																	
BUSD	175																																																	
ETC	39																																																	
BNB	38																																																	
Binance	426.3																																																	
Coinbase	56.9																																																	
OKX	54.2																																																	
FTX	47.9																																																	
Upbit	32.4																																																	
Huobi	22.1																																																	
KuCoin	18.1																																																	
	1M	O/I																																																
Spot	847	na																																																
Perpetuals	1,810	19																																																
Futures	15	2																																																
Options	0	0																																																
Total	2,673	21																																																

Crypto Options

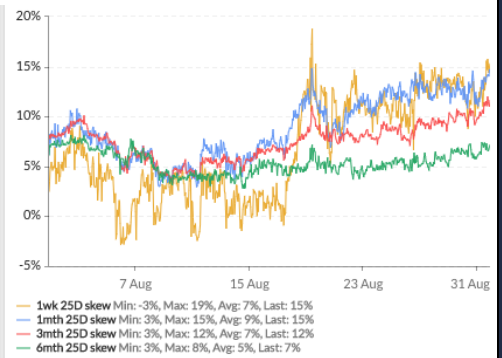
BTC ATM Implied Vol



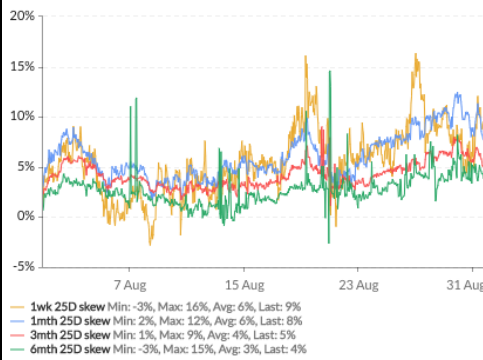
ETH ATM Implied Vol



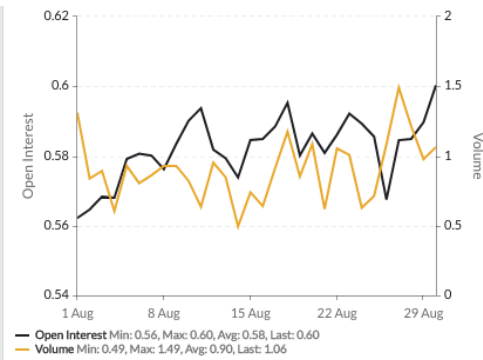
BTC 25d Skew



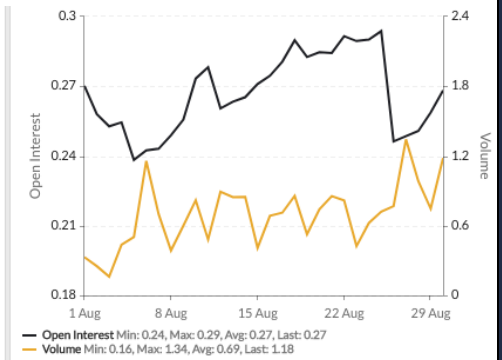
ETH 25d Skew



BTC Put/Call Ratio

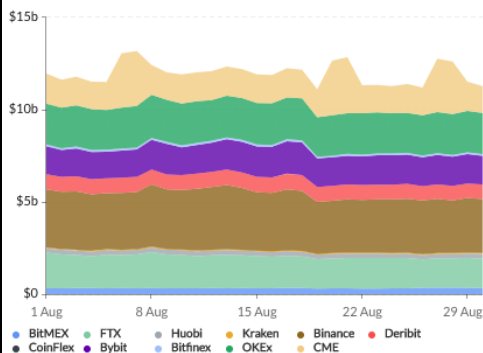


ETH Put/Call Ratio

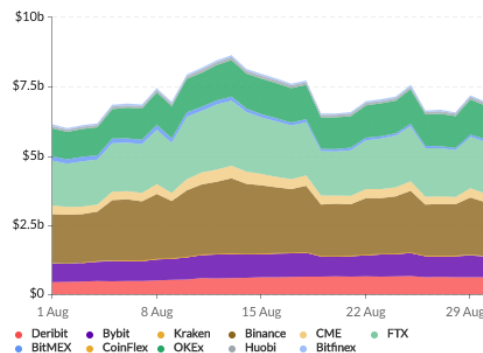


Crypto Futures

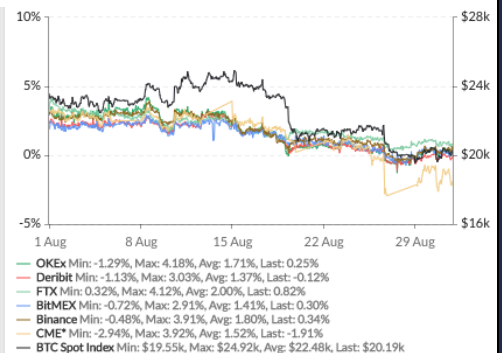
BTC Aggregate Open Interest



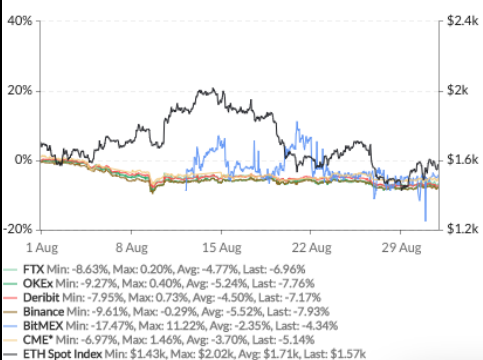
ETH Aggregate Open Interest



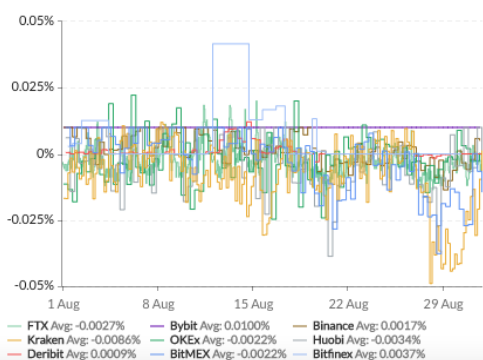
BTC Annlzd Rolling 3m Basis



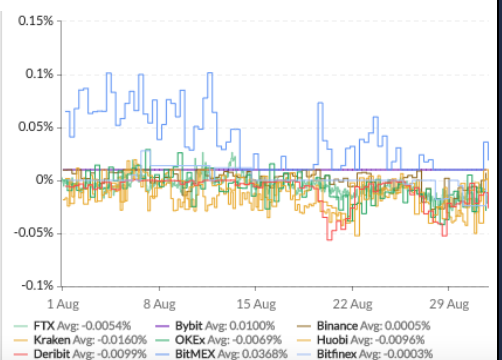
ETH Annlzd Rolling 3m Basis



BTC Perp Swaps Funding



ETH Perp Swaps Funding





August Market Update

About GSR

GSR is a global leader in digital asset trading, market making, OTC derivatives, and investments. We operate in a culture of excellence and leverage our first-rate reputation, deep relationships and proprietary trading technology to move swiftly and capitalize on market opportunities.

GSR's experienced team brings together decades of institutional trading expertise, while our industry-leading proprietary technology stack anchors everything we do.

Our main service areas are: market making; proprietary and algorithmic trading; client execution; structured products; risk management solutions; and portfolio investments.

For more information or if we can help with anything, please see gsr.io or contact us at gsr@gsr.io.

Required Disclosures

This material is a product of the GSR Sales and Trading Department. It is not a product of a Research Department, not a research report, and not subject to all of the independence and disclosure standards applicable to research reports prepared pursuant to FINRA or CFTC research rules. This material is not independent of the Firm's proprietary interests, which may conflict with your interests. The Firm trades instruments discussed in this material for its own account. The author may have consulted with the Firm's traders and other personnel, who may have already traded based on the views expressed in this material, may trade contrary to the views expressed in this material, and may have positions in other instruments discussed herein. This material is intended only for institutional investors. Solely for purposes of the CFTC's rules and to the extent this material discusses derivatives, this material is a solicitation for entering into a derivatives transaction and should not be considered to be a derivatives research report.

This material is provided solely for informational purposes, is intended for your use only and does not constitute an offer or commitment, a solicitation of an offer or comment (except as noted for CFTC purposes), or any advice or recommendation, to enter into or conclude any transaction (whether on the indicative terms shown or otherwise), or to provide investment services in any state or country where such an offer or solicitation or provision would be illegal.

Information is based on sources considered to be reliable, but not guaranteed to be accurate or complete. Any opinions or estimates expressed herein reflect a judgment made as of the date of publication, and are subject to change without notice. Trading and investing in digital assets involves significant risks including price volatility and illiquidity and may not be suitable for all investors. GSR will not be liable whatsoever for any direct or consequential loss arising from the use of this Information. Copyright of this Information belongs to GSR. Neither this Information nor any copy thereof may be taken or rented or redistributed, directly or indirectly, without prior written permission of GSR. Not a solicitation to U.S. Entities or individuals for securities in any form. If you are such an entity, you must close this page.

Sources

CoinGecko	Santiment	TradingView	Investing.com	Google Finance
CoinMarketCap	DefiLlama	WorldCoinIndex	The Block	Yahoo Finance