

Crypto Leaderboard

Rank	Name	Ticker	Price	24h	7d	30d	24h Vol \$m	MC \$m	1-Year Chart
1	Bitcoin	BTC	\$20,531	-1%	6%	8%	36,011	394,023	
2	Ethereum	ETH	\$1,593	-2%	19%	25%	23,148	191,976	
3	Tether	USDT	\$1.00	0%	0%	0%	64,659	69,408	
4	BNB	BNB	\$321.40	-3%	17%	13%	3,123	52,440	
5	USD Coin	USDC	\$1.00	0%	0%	0%	3,825	43,588	
6	Ripple	XRP	\$0.46	0%	1%	2%	1,589	22,994	
7	Binance	BUSD	\$1.00	0%	0%	0%	9,231	21,167	
8	Dogecoin	DOGE	\$0.14	16%	136%	137%	9,621	19,157	
9	Cardano	ADA	\$0.41	-1%	14%	-3%	465	14,314	
10	Solana	SOL	\$32.88	-3%	16%	3%	1,595	11,824	

Top & Bottom Performers - Top 100 Tokens

24h		7 Days		30 Days		90 Days		365 Days	
XCN	31%	DOGE	136%	DOGE	137%	LUNC	137%	LEO	38%
DOGE	16%	OSMO	32%	HT	109%	DOGE	113%	TWT	15%
BTSE	4%	SHIB	30%	FXS	59%	HT	97%	CDAI	2%
SNX	3%	MINA	28%	OSMO	47%	CHZ	72%	GUSD	1%
LINK	-6%	KAVA	-5%	HNT	-17%	BIT	-42%	GRT	-91%
KLAY	-7%	EVMOS	-5%	AXS	-25%	LDO	-42%	FIL	-92%
WBT	-16%	QNT	-6%	LUNC	-29%	AXS	-47%	AXS	-93%
TKX	-19%	APT	-16%	ETHW	-36%	HNT	-53%	LUNC	-100%

Category Performance

Category	7d	30d	90d	180d	365d	Ecosystem	7d	30d	90d	180d	365d
Meme	62%	61%	28%	-24%	-69%	Polygon	4%	9%	-12%	-45%	-74%
CEXs	5%	22%	8%	-25%	-28%	Cosmos	7%	9%	-8%	-58%	-78%
DEX	5%	11%	-21%	-53%	-83%	Gnosis Chain	3%	8%	-16%	-54%	-82%
Other DeFi	6%	10%	-8%	-41%	-69%	Avalanche	5%	8%	-15%	-46%	-76%
Scaling	2%	8%	-24%	-50%	-71%	Polkadot	0%	7%	-10%	-51%	-82%
Privacy	1%	2%	-14%	-53%	-76%	BSC	5%	6%	-11%	-42%	-75%
Gaming/Entertai	9%	1%	-22%	-53%	-69%	Tron	2%	2%	-5%	-38%	-61%
Smart Contract	5%	1%	-19%	-53%	-77%	Solana	4%	-1%	-23%	-63%	-85%
IoT/Data/Comp.	5%	1%	-22%	-52%	-72%						
Currency	1%	-1%	-8%	-40%	-72%						
Lending	1%	-3%	-6%	-53%	-73%						

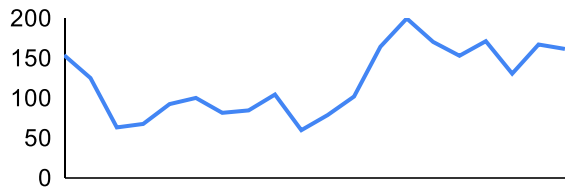


DeFi

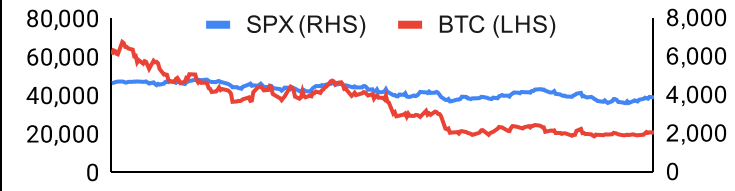
Total Value Locked, LTM, \$b	Top TVL By Protocol, \$b	DefiPulse Index, LTM

Trading Volume

Aggregate Volumes by Product, \$b					Top Derivatives Exchanges, \$m and bps				Top Spot Exchanges, \$m			
Product	1d	7d	30d	O/I	Exchange	1d Vol	O/I	Mkr	Tkr	Exchange	Score	1d Vol
Spot	34	232	761	n/a	Binance	50,265	31,291	2.0	4.0	Binance	9.9	18,821
Perpetuals	62	475	1,600	21	FTX	5,605	3,769	2.0	7.0	FTX	8.0	1,656
Futures	0	3	9	1	Bybit	8,686	3,842	1.0	6.0	Coinbase	7.9	2,054
Options	0	0	0	0	KuCoin	3,238	2,183	2.0	6.0	Kraken	7.5	573

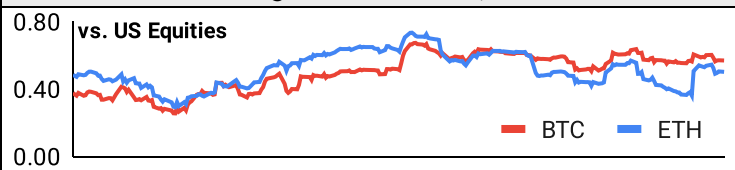
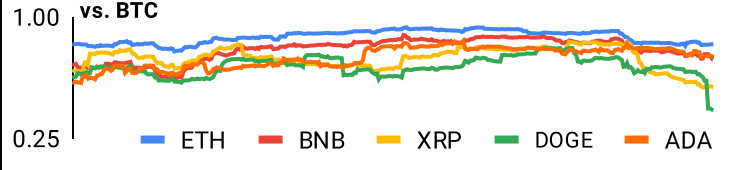
20 Day Volume - Top 100 Tokens, \$b		Top Volume, 1d, \$m		Top Volume, %20d Avg		Low Volume, %20d Avg	
		USDT	64,707	DOGE	379%	STETH	7%
		BTC	44,200	SHIB	233%	FRAX	31%
		ETH	17,965	OKB	206%	BTSE	39%
		DOGE	8,498	RPL	204%	USDP	40%
		BUSD	7,955	BNB	186%	QNT	41%

Traditional Finance

Global Equity Markets*							SPX vs. BTC, LTM	
	US	USGrwth	UK	Germany	Japan	HK		
1D	-1%	-1%	-1%	-2%	-1%	-2%		
7D	0%	-2%	1%	0%	0%	-2%		
90D	-7%	-14%	-9%	-8%	-10%	-23%		
365D	-16%	-28%	-17%	-36%	-28%	-35%		

10-Year Treasury Yields							Commodities & FX					
	US	Brazil	UK	Germany	Japan	HK	Last	WTI	Gas	Gold	USD/EUR	USD/JPY
Last	3.94%	11.85%	3.49%	2.06%	0.25%	3.91%	Last	89.1	5.99	1,657	1.01	147.3
1d Chg	-0.14	-0.05	-0.04	-0.10	0.00	-0.07	1d % Chg	3.0%	-5.7%	1.0%	-0.6%	-1.0%

Correlations

Intra-Crypto Correlations, LTM							Rolling 3M Correlations, LTM	
	BTC	ETH	BNB	XRP	DOGE	ADA		
BTC								
ETH	0.88							
BNB	0.81	0.83						
XRP	0.72	0.72	0.73					
DOGE	0.64	0.64	0.64	0.59				
ADA	0.76	0.75	0.74	0.72	0.62			

Crypto News

- [Apollo holds crypto for clients as it expands in digital assets - Reuters](#)
- [Huobi Global denies 'large-scale layoffs' and key exec resignations - Cointelegraph](#)
- [NFT project Art Gobblers rakes in \\$13 million two hours after launch - The Block](#)
- [MakerDAO co-founder Nikolai Mushegian dies at 29 in Puerto Rico - Cointelegraph](#)
- [I'm the captain now: Musk chops Twitter board, becomes sole director - Cointelegraph](#)
- [Ripple's allies expand: Coinbase files amicus brief in fight against SEC - Cointelegraph](#)
- [Singapore's MAS says no urgent case for retail CBDC, but launches 4 fast trials of it - Cointelegraph](#)
- [Hong Kong financial regulator issues guidelines for crypto futures ETFs - Cointelegraph](#)



November 1, 2022

About GSR

GSR is a global leader in digital asset trading, market making, OTC derivatives, and investments. We operate in a culture of excellence and leverage our first-rate reputation, deep relationships and proprietary trading technology to move swiftly and capitalize on market opportunities.

GSR's experienced team brings together decades of institutional trading expertise, while our industry-leading proprietary technology stack anchors everything we do.

Our main service areas are: market making; proprietary and algorithmic trading; client execution; structured products; risk management solutions; and portfolio investments.

For more information or if we can help with anything, please see gsr.io or contact us at gsr@gsr.io.

Follow GSR for more content: [Twitter](#) [Telegram](#) [LinkedIn](#)

Authors

Matt Kunke, Junior Strategist [Twitter](#) [Telegram](#) [LinkedIn](#)
Brian Rudick, Senior Strategist [Telegram](#) [LinkedIn](#)

Required Disclosures

*Based on price returns for the following ETFs: VOO, QQQ, EWU, EWG, EWJ, and EWH.

This material is provided by GSR (the "Firm") solely for informational purposes, is intended only for sophisticated, institutional investors and does not constitute an offer or commitment, a solicitation of an offer or commitment, or any advice or recommendation, to enter into or conclude any transaction (whether on the terms shown or otherwise), or to provide investment services in any state or country where such an offer or solicitation or provision would be illegal. The Firm is not and does not act as an advisor or fiduciary in providing this material.

This material is not a research report, and not subject to any of the independence and disclosure standards applicable to research reports prepared pursuant to FINRA or CFTC research rules. This material is not independent of the Firm's proprietary interests, which may conflict with the interests of any counterparty of the Firm. The Firm trades instruments discussed in this material for its own account, may trade contrary to the views expressed in this material, and may have positions in other related instruments.

Information contained herein is based on sources considered to be reliable, but is not guaranteed to be accurate or complete. Any opinions or estimates expressed herein reflect a judgment made by the author(s) as of the date of publication, and are subject to change without notice. Trading and investing in digital assets involves significant risks including price volatility and illiquidity and may not be suitable for all investors. The Firm is not liable whatsoever for any direct or consequential loss arising from the use of this material. Copyright of this material belongs to GSR. Neither this material nor any copy thereof may be taken, reproduced or redistributed, directly or indirectly, without prior written permission of GSR.

Sources

CoinGecko	Santiment	DefiPulse	WoldCoinIndex.com	Yahoo
CoinMarketCap	Skew	TradingView	Investing.com	Google
		DefiLlama		