
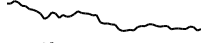




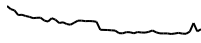






Crypto Leaderboard

Rank	Name	Ticker	Price	24h	7d	30d	24h Vol \$m	MC \$m	1-Year Chart
1	Bitcoin	BTC	\$16,947	3%	-18%	-12%	28,745	325,997	
2	Ethereum	ETH	\$1,269	2%	-19%	-3%	9,109	153,410	
3	Tether	USDT	\$1.00	-1%	0%	0%	39,283	66,086	
4	BNB	BNB	\$278.59	-1%	-17%	2%	1,147	45,581	
5	USD Coin	USDC	\$1.00	0%	0%	0%	2,961	44,279	
6	Binance	BUSD	\$1.00	0%	0%	0%	9,314	23,465	
7	Ripple	XRP	\$0.39	14%	-16%	-19%	2,353	19,681	
8	Dogecoin	DOGE	\$0.09	3%	-21%	49%	862	12,135	
9	Cardano	ADA	\$0.34	3%	-16%	-8%	334	12,004	
10	Polygon	MATIC	\$0.96	4%	-23%	19%	699	8,508	

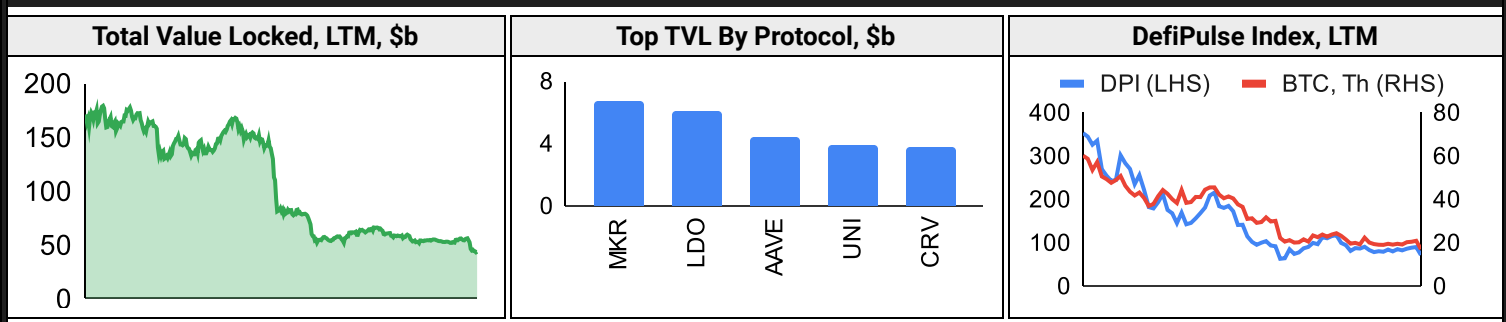
Top & Bottom Performers - Top 100 Tokens

24h		7 Days		30 Days		90 Days		365 Days	
DYDX	14%	TWT	86%	TWT	111%	TWT	100%	TWT	83%
XRP	14%	DYDX	46%	DYDX	78%	LUNC	84%	GMX	55%
QNT	13%	GMX	13%	DOGE	49%	DYDX	36%	LEO	29%
SNX	12%	PAXG	5%	KLAY	24%	GMX	30%	CDAI	2%
KCS	-2%	CRV	-38%	QNT	-37%	NEAR	-60%	SOL	-94%
HNT	-5%	TKX	-38%	HNT	-44%	SOL	-63%	HNT	-95%
TKX	-6%	CRO	-40%	ETHW	-46%	HNT	-66%	AXS	-95%
TWT	-9%	SOL	-50%	SOL	-51%	ETHW	-94%	LUNC	-100%

Category Performance

Category	7d	30d	90d	180d	365d	Ecosystem	7d	30d	90d	180d	365d
Meme	-8%	11%	-24%	-17%	-73%	Cosmos	-5%	-3%	-24%	-31%	-83%
Scaling	-13%	-8%	-36%	-31%	-78%	BSC	3%	-5%	-22%	-15%	-73%
Currency	-5%	-13%	-22%	-30%	-78%	Polygon	-5%	-7%	-27%	-21%	-76%
DEX	-8%	-14%	-34%	-37%	-86%	Gnosis Chain	-8%	-17%	-36%	-38%	-86%
Other DeFi	-11%	-17%	-32%	-29%	-80%	Tron	-12%	-17%	-27%	-40%	-74%
IoT/Data/Comp.	-14%	-18%	-39%	-41%	-82%	Avalanche	-9%	-17%	-35%	-35%	-82%
Privacy	-11%	-21%	-40%	-47%	-82%	Polkadot	-5%	-18%	-31%	-33%	-84%
Smart Contract	-14%	-21%	-44%	-47%	-83%	Solana	-29%	-37%	-55%	-62%	-91%
Gaming/Entertai	-16%	-23%	-47%	-47%	-82%						
CEXs	-23%	-24%	-30%	-31%	-51%						
Lending	-15%	-30%	-44%	-46%	-81%						

DeFi



Trading Volume

Aggregate Volumes by Product, \$b					Top Derivatives Exchanges, \$m and bps				Top Spot Exchanges, \$m			
Product	1d	7d	30d	O/I	Exchange	1d Vol	O/I	Mkr	Tkr	Exchange	Score	1d Vol
Spot	24	326	850	n/a	Binance	40,922	22,260	2.0	4.0	Binance	9.9	14,481
Perpetuals	41	595	1,660	10	Bybit	7,143	2,341	1.0	6.0	Coinbase	8.2	1,938
Futures	0	5	10	0	OKX	7,953	1,054	2.0	5.0	Kraken	7.8	759
Options	0	0	0	0	KuCoin	2,066	1,175	2.0	6.0	Binance.US	7.1	282

20 Day Volume - Top 100 Tokens, \$b		Top Volume, 1d, \$m		Top Volume, %20d Avg		Low Volume, %20d Avg	
		USDT	49,743	TWT	417%	STETH	14%
		BTC	37,969	DYDX	216%	DOGE	19%
		ETH	12,105	XRD	170%	SHIB	27%
		BUSD	8,423	CRO	153%	FLOW	32%
		USDC	3,250	HNT	151%	AR	32%

Traditional Finance

Global Equity Markets*							SPX vs. BTC, LTM	
	US	USGrwth	UK	Germany	Japan	HK		
1D	-1%	-1%	-1%	-1%	-1%	1%		
7D	3%	6%	3%	8%	4%	8%		
90D	-7%	-13%	-4%	5%	-5%	-8%		
365D	-15%	-28%	-11%	-27%	-23%	-21%		

10-Year Treasury Yields							Commodities & FX					
	US	Brazil	UK	Germany	Japan	HK	Last	WTI	Gas	Gold	USD/EUR	USD/JPY
Last	3.82%	13.08%	3.40%	2.08%	0.24%	3.71%	Last	84.5	5.91	1,774	0.96	139.2
1d Chg	-0.05	-0.07	0.04	-0.07	-0.01	-0.06	1d % Chg	-1.6%	-0.3%	-0.1%	-0.8%	-0.5%

Correlations

Intra-Crypto Correlations, LTM							Rolling 3M Correlations, LTM	
	BTC	ETH	BNB	DOGE	ADA	MATIC		
BTC								
ETH	0.89							
BNB	0.84	0.85						
DOGE	0.67	0.67	0.66					
ADA	0.78	0.77	0.77	0.64				
MATIC	0.77	0.82	0.81	0.58	0.74			

Crypto News

- [Ikigai Exec Says 'Large Majority' of Crypto Asset Management Firm's Funds Stuck on FTX – Bitcoin News - Bitcoin News](#)
- [Sino Global Capital breaks silence over FTX exposure - The Block](#)
- [Ripple publishes proposed guidelines for UK regulators - The Block](#)
- [SBF tells New York Times that he 'could be worse' - The Block](#)
- [CZ plans industry association to communicate with regulators worldwide - The Block](#)
- [FTX bankruptcy filing speculates over 1 million creditors - Cointelegraph](#)
- [Sam Bankman-Fried's weird, cryptic tweets attract even wilder theories - Cointelegraph](#)
- [US President Biden announces pick for FDIC chair - Cointelegraph](#)



November 15, 2022

About GSR

GSR is a global leader in digital asset trading, market making, OTC derivatives, and investments. We operate in a culture of excellence and leverage our first-rate reputation, deep relationships and proprietary trading technology to move swiftly and capitalize on market opportunities.

GSR's experienced team brings together decades of institutional trading expertise, while our industry-leading proprietary technology stack anchors everything we do.

Our main service areas are: market making; proprietary and algorithmic trading; client execution; structured products; risk management solutions; and portfolio investments.

For more information or if we can help with anything, please see gsr.io or contact us at gsr@gsr.io.

Follow GSR for more content: [Twitter](#) [Telegram](#) [LinkedIn](#)

Authors

Matt Kunke, Junior Strategist [Twitter](#) [Telegram](#) [LinkedIn](#)
Brian Rudick, Senior Strategist [Telegram](#) [LinkedIn](#)

Required Disclosures

*Based on price returns for the following ETFs: VOO, QQQ, EWU, EWG, EWJ, and EWH.

This material is provided by GSR (the "Firm") solely for informational purposes, is intended only for sophisticated, institutional investors and does not constitute an offer or commitment, a solicitation of an offer or commitment, or any advice or recommendation, to enter into or conclude any transaction (whether on the terms shown or otherwise), or to provide investment services in any state or country where such an offer or solicitation or provision would be illegal. The Firm is not and does not act as an advisor or fiduciary in providing this material.

This material is not a research report, and not subject to any of the independence and disclosure standards applicable to research reports prepared pursuant to FINRA or CFTC research rules. This material is not independent of the Firm's proprietary interests, which may conflict with the interests of any counterparty of the Firm. The Firm trades instruments discussed in this material for its own account, may trade contrary to the views expressed in this material, and may have positions in other related instruments.

Information contained herein is based on sources considered to be reliable, but is not guaranteed to be accurate or complete. Any opinions or estimates expressed herein reflect a judgment made by the author(s) as of the date of publication, and are subject to change without notice. Trading and investing in digital assets involves significant risks including price volatility and illiquidity and may not be suitable for all investors. The Firm is not liable whatsoever for any direct or consequential loss arising from the use of this material. Copyright of this material belongs to GSR. Neither this material nor any copy thereof may be taken, reproduced or redistributed, directly or indirectly, without prior written permission of GSR.

Sources

CoinGecko	Santiment	DefiPulse	WoldCoinIndex.com	Yahoo
CoinMarketCap	Skew	TradingView	Investing.com	Google
		DefiLlama		