




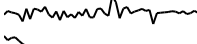






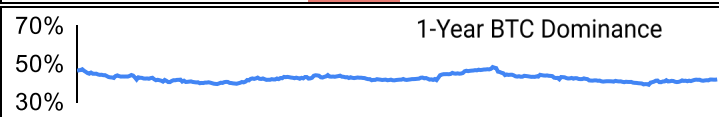
## Crypto Leaderboard

Rank	Name	Ticker	Price	24h	7d	30d	24h Vol \$m	MC \$m	1-Year Chart
1	Bitcoin	BTC	\$19,560	2%	1%	-3%	20,774	374,340	
2	Ethereum	ETH	\$1,322	3%	0%	-10%	7,894	158,960	
3	Tether	USDT	\$1.00	0%	0%	0%	27,082	68,373	
4	USD Coin	USDC	\$1.00	0%	0%	0%	2,827	44,948	
5	BNB	BNB	\$274	2%	-2%	-2%	478	44,628	
6	Ripple	XRP	\$0.48	-1%	-11%	27%	1,461	23,833	
7	Binance	BUSD	\$1.00	0%	0%	0%	5,740	21,308	
8	Cardano	ADA	\$0.37	2%	-12%	-23%	322	12,619	
9	Solana	SOL	\$30.71	3%	-7%	-9%	622	10,969	
10	Dogecoin	DOGE	\$0.06	1%	-4%	-4%	172	8,139	

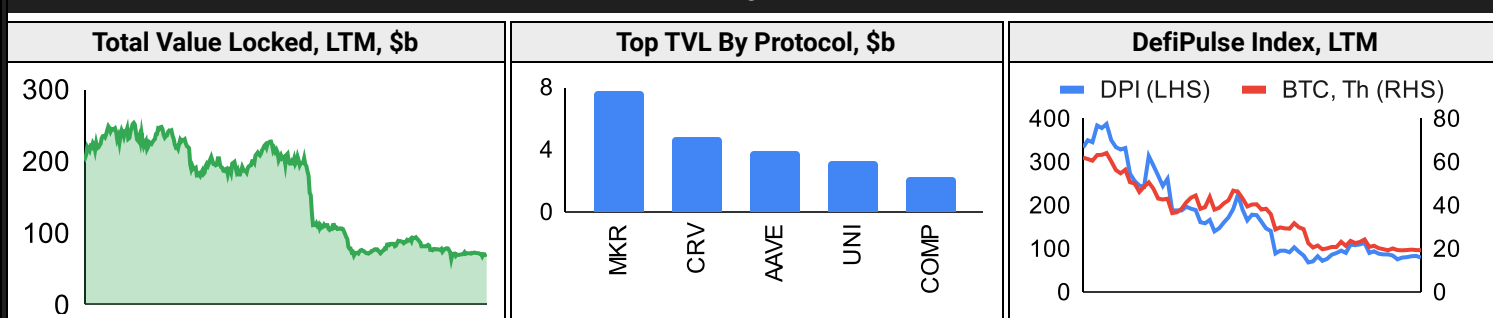
## Top & Bottom Performers - Top 100 Tokens

24h		7 Days		30 Days		90 Days		365 Days	
QNT	18%	HT	88%	QNT	98%	LUNC	147%	LEO	57%
CSPR	10%	QNT	40%	HT	69%	QNT	103%	SAND	9%
SNX	9%	CSPR	32%	CSPR	60%	ENS	76%	OKB	5%
HT	9%	FXS	20%	MKR	53%	HT	62%	HT	4%
XRD	-1%	APE	-14%	KLAY	-31%	SAND	-45%	AXS	-91%
LUNA	-1%	CHZ	-14%	ETC	-32%	KLAY	-45%	KLAY	-91%
XCN	-1%	LUNC	-14%	CEL	-37%	RUNE	-46%	FIL	-92%
ENS	-1%	KLAY	-25%	EVMOS	-48%	HNT	-54%	LUNC	-100%

## Category Performance

Category	7d	30d	90d	180d	365d	Ecosystem	7d	30d	90d	180d	365d
CEXs	11%	9%	3%	-37%	-13%	Tron	4%	6%	-4%	-39%	-59%
Other DeFi	5%	-3%	6%	-54%	-69%	Polkadot	10%	0%	-7%	-62%	-79%
Currency	-3%	-6%	-5%	-50%	-72%	BSC	2%	-3%	-4%	-56%	-76%
Lending	1%	-7%	1%	-61%	-70%	Avalanche	0%	-7%	-14%	-60%	-74%
Meme	1%	-7%	-17%	-67%	-50%	Polygon	2%	-8%	-15%	-60%	-68%
DEX	1%	-7%	-24%	-68%	-79%	Gnosis Chain	2%	-9%	-18%	-66%	-79%
Privacy	1%	-8%	-17%	-63%	-75%	Cosmos	0%	-11%	-12%	-70%	-77%
IoT/Data/Comp.	0%	-8%	-23%	-64%	-67%	Solana	-2%	-13%	-29%	-71%	-84%
Scaling	0%	-12%	-17%	-67%	-70%						
Smart Contract	-2%	-14%	-24%	-64%	-76%						
Gaming/Entertai	-4%	-15%	-26%	-68%	-47%						

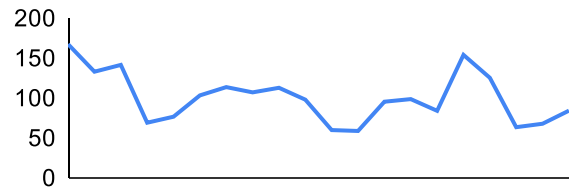
## DeFi



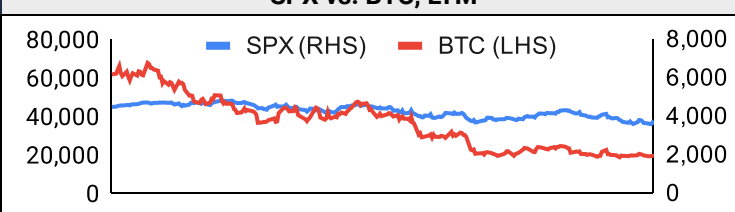
## Trading Volume

Aggregate Volumes by Product, \$b					Top Derivatives Exchanges, \$m and bps					Top Spot Exchanges, \$m		
Product	1d	7d	30d	O/I	Exchange	1d Vol	O/I	Mkr	Tkr	Exchange	Score	1d Vol
Spot	21	168	875	n/a	Binance	26,426	32,694	2.0	4.0	Binance	9.9	10,133
Perpetuals	38	354	1,750	23	FTX	2,979	4,277	2.0	7.0	Coinbase	8.0	949
Futures	0	2	12	1	OKX	6,615	4,128	2.0	5.0	FTX	7.9	769
Options	0	0	0	0	KuCoin	1,603	2,089	2.0	6.0	Kraken	7.6	328

20 Day Volume - Top 100 Tokens, \$b					Top Volume, 1d, \$m		Top Volume, %20d Avg		Low Volume, %20d Avg	
					USDT	33,719	CSPR	444%	FRAX	28%
					BTC	23,790	QNT	320%	HNT	34%
					ETH	9,117	SNX	219%	BIT	36%
					BUSD	5,590	HT	198%	XEC	37%
					USDC	2,968	MINA	189%	ETHW	39%

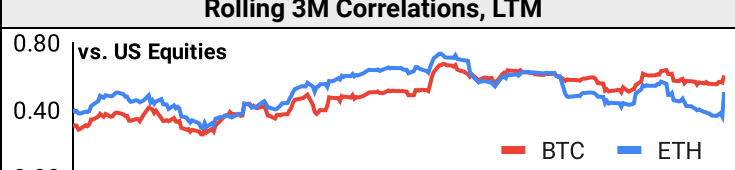
## Traditional Finance

Global Equity Markets*							SPX vs. BTC, LTM	
	US	USGrwth	UK	Germany	Japan	HK		
1D	-2%	-3%	-2%	-1%	-1%	-3%		
7D	-1%	-2%	-1%	0%	-2%	-4%		
90D	-9%	-13%	-12%	-13%	-10%	-18%		
365D	-20%	-30%	-22%	-40%	-29%	-27%		

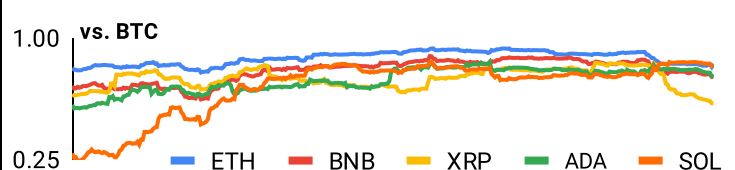
  

10-Year Treasury Yields							Commodities & FX					
	US	Brazil	UK	Germany	Japan	HK		WTI	Gas	Gold	USD/EUR	USD/JPY
Last	3.92%	11.96%	3.96%	2.21%	0.25%	3.80%	Last	85.4	6.02	1,672	1.02	148.7
1d Chg	-0.08	-0.06	-0.36	-0.15	0.00	-0.06	1d % Chg	0.8%	-6.7%	1.4%	-0.6%	0.0%

## Correlations

Intra-Crypto Correlations, LTM							Rolling 3M Correlations, LTM	
	BTC	ETH	BNB	XRP	ADA	SOL		
BTC								
ETH	0.87							
BNB	0.81	0.83						
XRP	0.72	0.73	0.73					
ADA	0.75	0.75	0.74	0.73				
SOL	0.75	0.81	0.76	0.70	0.75			

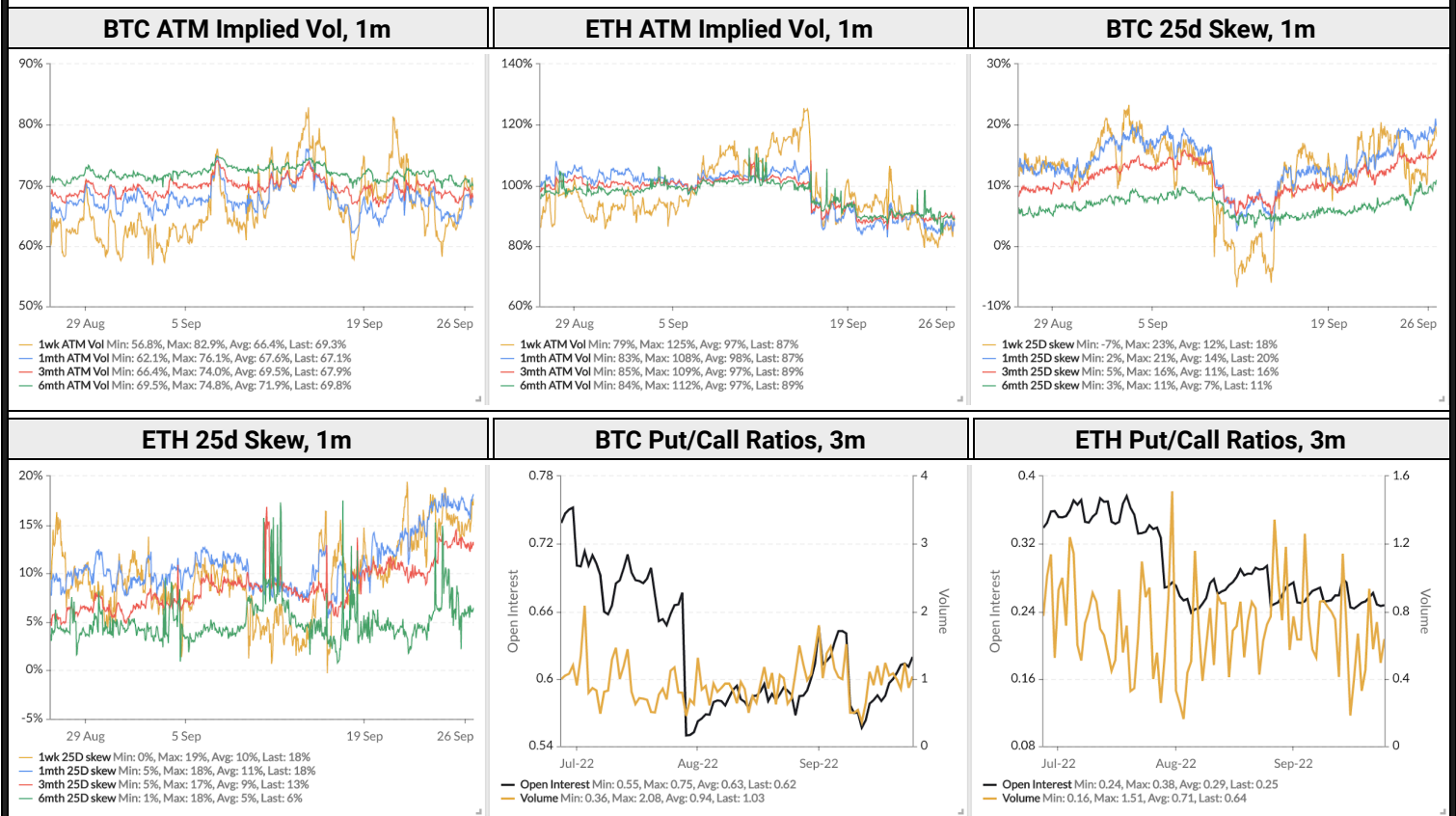
  

							vs. BTC	
								
							ETH	BNB
							XRP	ADA
							SOL	

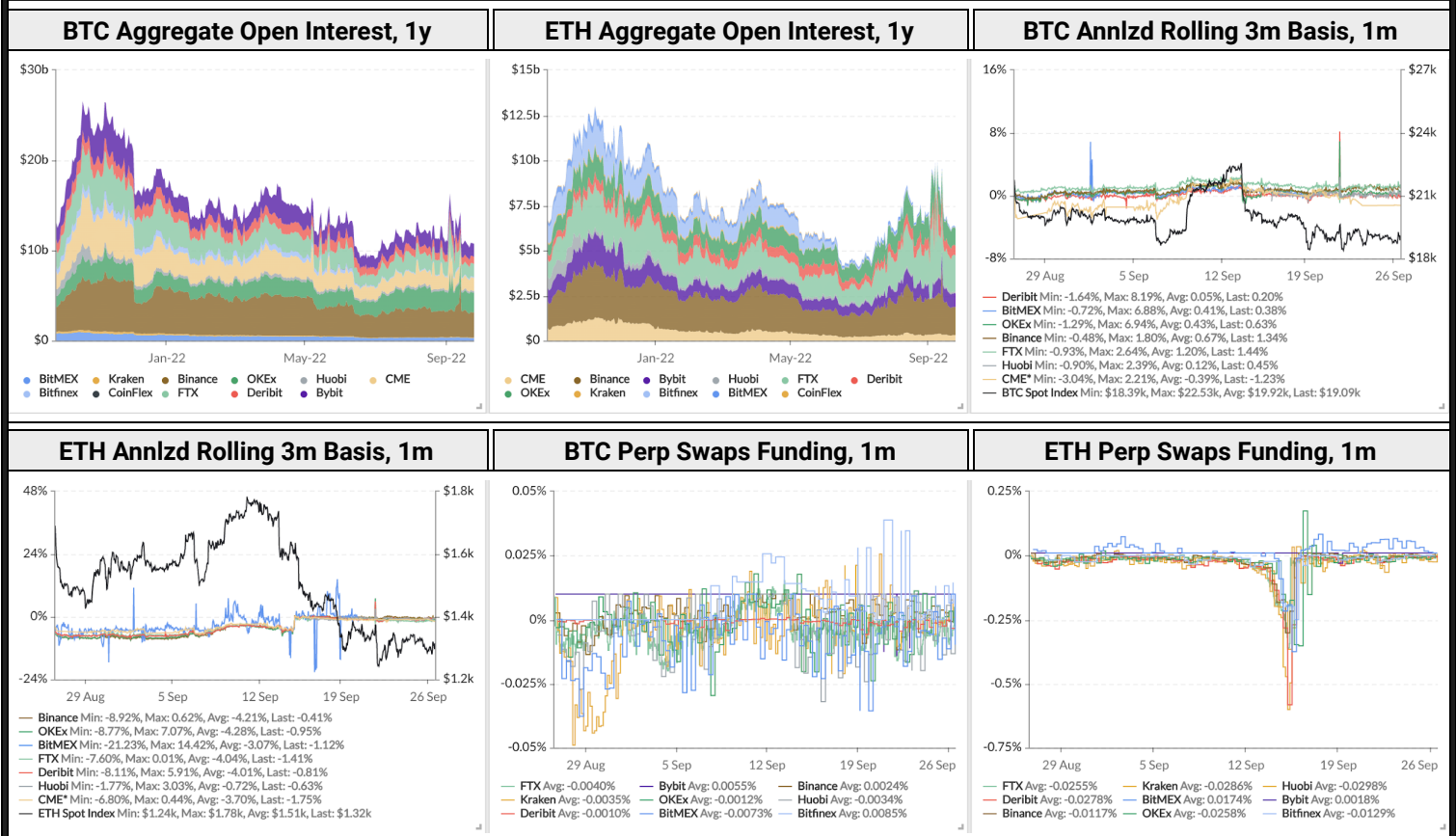
## Crypto News

[Mastercard will help banks offer cryptocurrency trading - CNBC](#)  
[TempleDAO hacker moves funds via sanctioned crypto mixer Tornado Cash - The Block](#)  
[Meta falls short of user goal for Horizon Worlds: WSJ - The Block](#)  
[Wintermute pays off \\$96 million USDT TrueFi loan - The Block](#)  
[Mango Markets exploiter comes clean, claims all actions were legal - The Block](#)  
[Pieces of crypto bill could pass in six months, authors Lummis and Gillibrand say - The Block](#)  
[BNB Chain responds with next steps for cross-chain security after network exploit - Cointelegraph](#)  
[Polkadot hits all-time high in development activity - Cointelegraph](#)

## Crypto Options (data as of Sep. 26, 2022)



## Crypto Futures (data as of Sep. 26, 2022)





October 17, 2022

## About GSR

GSR is a global leader in digital asset trading, market making, OTC derivatives, and investments. We operate in a culture of excellence and leverage our first-rate reputation, deep relationships and proprietary trading technology to move swiftly and capitalize on market opportunities.

GSR's experienced team brings together decades of institutional trading expertise, while our industry-leading proprietary technology stack anchors everything we do.

Our main service areas are: market making; proprietary and algorithmic trading; client execution; structured products; risk management solutions; and portfolio investments.

For more information or if we can help with anything, please see [gsr.io](https://gsr.io) or contact us at [gsr@gsr.io](mailto:gsr@gsr.io).

Follow GSR for more content: [Twitter](#) [Telegram](#) [LinkedIn](#)

## Authors

Matt Kunke, Junior Strategist	<a href="#">Twitter</a>	<a href="#">Telegram</a>	<a href="#">LinkedIn</a>
Brian Rudick, Senior Strategist	<a href="#">Telegram</a>	<a href="#">LinkedIn</a>	

## Required Disclosures

\*Based on price returns for the following ETFs: VOO, QQQ, EWU, EWG, EWJ, and EWH.

*This material is provided by GSR (the "Firm") solely for informational purposes, is intended only for sophisticated, institutional investors and does not constitute an offer or commitment, a solicitation of an offer or commitment, or any advice or recommendation, to enter into or conclude any transaction (whether on the terms shown or otherwise), or to provide investment services in any state or country where such an offer or solicitation or provision would be illegal. The Firm is not and does not act as an advisor or fiduciary in providing this material.*

*This material is not a research report, and not subject to any of the independence and disclosure standards applicable to research reports prepared pursuant to FINRA or CFTC research rules. This material is not independent of the Firm's proprietary interests, which may conflict with the interests of any counterparty of the Firm. The Firm trades instruments discussed in this material for its own account, may trade contrary to the views expressed in this material, and may have positions in other related instruments.*

*Information contained herein is based on sources considered to be reliable, but is not guaranteed to be accurate or complete. Any opinions or estimates expressed herein reflect a judgment made by the author(s) as of the date of publication, and are subject to change without notice. Trading and investing in digital assets involves significant risks including price volatility and illiquidity and may not be suitable for all investors. The Firm is not liable whatsoever for any direct or consequential loss arising from the use of this material. Copyright of this material belongs to GSR. Neither this material nor any copy thereof may be taken, reproduced or redistributed, directly or indirectly, without prior written permission of GSR.*

## Sources

CoinGecko	Santiment	DefiPulse	WoldCoinIndex.com	Yahoo
CoinMarketCap	Skew	TradingView	Investing.com	Google
		DefiLlama		