
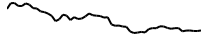



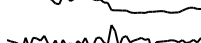






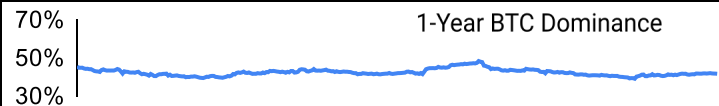
Crypto Leaderboard

Rank	Name	Ticker	Price	24h	7d	30d	24h Vol \$m	MC \$m	1-Year Chart
1	Bitcoin	BTC	\$19,343	0%	-1%	3%	20,934	371,116	
2	Ethereum	ETH	\$1,355	1%	2%	5%	7,907	163,302	
3	Tether	USDT	\$1.00	0%	0%	0%	27,730	68,474	
4	BNB	BNB	\$273.60	0%	-1%	0%	430	44,666	
5	USD Coin	USDC	\$1.00	0%	0%	0%	2,593	43,801	
6	Ripple	XRP	\$0.45	-2%	-7%	-9%	1,171	22,376	
7	Binance	BUSD	\$1.00	0%	0%	0%	5,010	21,653	
8	Cardano	ADA	\$0.36	1%	-3%	-19%	310	12,722	
9	Solana	SOL	\$28.36	-2%	-9%	-12%	572	10,164	
10	Dogecoin	DOGE	\$0.06	1%	0%	-2%	238	8,226	

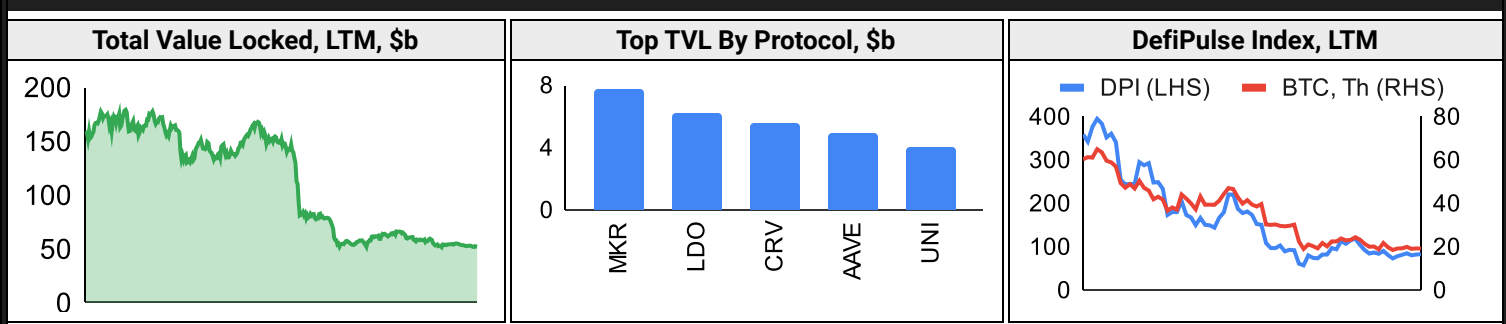
Top & Bottom Performers - Top 100 Tokens

24h		7 Days		30 Days		90 Days		365 Days	
TKX	19%	KLAY	38%	HT	108%	LUNC	135%	LEO	25%
EVMOS	9%	EVMOS	34%	CSPR	62%	HT	105%	CUSDC	2%
KLAY	8%	TKX	29%	QNT	55%	QNT	86%	CDAI	2%
CHZ	6%	HT	14%	MKR	30%	CHZ	70%	TUSD	%
XCN	-3%	XCN	-13%	CHZ	-25%	SAND	-43%	GRT	-92%
RPL	-3%	ENS	-13%	XCN	-27%	AXS	-47%	AXS	-93%
APT	-5%	MKR	-15%	AXS	-28%	RUNE	-47%	FTM	-93%
AAVE	-6%	AXS	-20%	ETHW	-44%	HNT	-56%	LUNC	-100%

Category Performance

Category	7d	30d	90d	180d	365d	Ecosystem	7d	30d	90d	180d	365d
CEXs	0%	14%	5%	-35%	-31%	Tron	-2%	13%	-5%	-38%	-62%
DEX	-3%	0%	-24%	-64%	-81%	Polkadot	-7%	3%	-6%	-58%	-81%
Scaling	2%	0%	-18%	-60%	-72%	Polygon	-3%	-1%	-14%	-55%	-71%
Other DeFi	-3%	-2%	-2%	-53%	-72%	Gnosis Chain	-5%	-3%	-18%	-64%	-82%
Privacy	-1%	-4%	-16%	-60%	-78%	BSC	-3%	-3%	-4%	-52%	-77%
Meme	-1%	-5%	-21%	-60%	-64%	Avalanche	-4%	-3%	-16%	-57%	-77%
Currency	-2%	-6%	-7%	-47%	-74%	Cosmos	-3%	-6%	-11%	-67%	-79%
Lending	-4%	-8%	-5%	-59%	-72%	Solana	-5%	-11%	-27%	-70%	-86%
IoT/Data/Comp.	-4%	-8%	-21%	-61%	-72%						
Smart Contract	-2%	-10%	-25%	-61%	-79%						
Gaming/Entertai	-3%	-14%	-27%	-66%	-53%						

DeFi



Trading Volume

Aggregate Volumes by Product, \$b					Top Derivatives Exchanges, \$m and bps				Top Spot Exchanges, \$m			
Product	1d	7d	30d	O/I	Exchange	1d Vol	O/I	Mkr	Tkr	Exchange	Score	1d Vol
Spot	15	138	773	n/a	Binance	27,124	31,858	2.0	4.0	Binance	9.9	9,524
Perpetuals	37	302	1,570	20	FTX	3,243	4,395	2.0	7.0	Coinbase	8.1	1,187
Futures	0	1	10	1	Bybit	4,783	3,718	1.0	6.0	FTX	7.9	896
Options	0	0	0	0	OKX	8,038	1,244	2.0	5.0	Kraken	7.7	492

20 Day Volume - Top 100 Tokens, \$b		Top Volume, 1d, \$m		Top Volume, %20d Avg		Low Volume, %20d Avg	
		USDT	32,221	KLAY	417%	BTSE	10%
		BTC	23,590	AXS	343%	USDP	24%
		ETH	10,285	THETA	223%	HNT	28%
		BUSD	4,468	KAVA	211%	LUNC	41%
		USDC	2,596	CHZ	158%	STETH	43%

Traditional Finance

Global Equity Markets*							SPX vs. BTC, LTM	
	US	USGrwth	UK	Germany	Japan	HK		
1D	1%	1%	0%	1%	-1%	-6%		
7D	2%	3%	1%	1%	0%	-7%		
90D	-6%	-9%	-11%	-7%	-11%	-23%		
365D	-17%	-26%	-19%	-37%	-28%	-33%		

10-Year Treasury Yields							Commodities & FX					
	US	Brazil	UK	Germany	Japan	HK	Last	WTI	Gas	Gold	USD/EUR	USD/JPY
Last	4.15%	12.08%	3.69%	2.23%	0.25%	4.18%	84.4	5.95	1,646	1.01	148.8	
1d Chg	-0.08	-0.05	-0.05	-0.12	-0.01	-0.07	1d % Chg	-0.2%	3.4%	-0.5%	0.1%	-0.1%

Correlations

Intra-Crypto Correlations, LTM							Rolling 3M Correlations, LTM	
	BTC	ETH	BNB	XRP	ADA	SOL		
BTC								
ETH	0.88							
BNB	0.81	0.84						
XRP	0.72	0.73	0.73					
ADA	0.76	0.75	0.74	0.73				
SOL	0.77	0.82	0.78	0.71	0.76			

Crypto News

- [MakerDAO moves ahead with \\$1.6 billion in Coinbase custody - The Block](#)
- [CFTC and SEC chairs may disagree over whether ether is a security - The Block](#)
- [Bitcoin hardware manufacturer Canaan introduces new A13 series - The Block](#)
- [Decentralized exchange QuickSwap exploited for \\$220K, plans to close lending markets - The Block](#)
- [Israel's stock exchange will launch a platform for digital assets - The Block](#)
- [Near Foundation sets up \\$40M fund to bail out USN investors in case of collapse - Cointelegraph](#)
- [HK and Singapore's mega-rich are eyeing crypto investments: KPMG - Cointelegraph](#)
- [New Apple rules double down on 30% NFT 'tax' and geo-limits exchanges - Cointelegraph](#)



October 25, 2022

About GSR

GSR is a global leader in digital asset trading, market making, OTC derivatives, and investments. We operate in a culture of excellence and leverage our first-rate reputation, deep relationships and proprietary trading technology to move swiftly and capitalize on market opportunities.

GSR's experienced team brings together decades of institutional trading expertise, while our industry-leading proprietary technology stack anchors everything we do.

Our main service areas are: market making; proprietary and algorithmic trading; client execution; structured products; risk management solutions; and portfolio investments.

For more information or if we can help with anything, please see gsr.io or contact us at gsr@gsr.io.

Follow GSR for more content: [Twitter](#) [Telegram](#) [LinkedIn](#)

Authors

Matt Kunke, Junior Strategist [Twitter](#) [Telegram](#) [LinkedIn](#)
Brian Rudick, Senior Strategist [Telegram](#) [LinkedIn](#)

Required Disclosures

*Based on price returns for the following ETFs: VOO, QQQ, EWU, EWG, EWJ, and EWH.

This material is provided by GSR (the "Firm") solely for informational purposes, is intended only for sophisticated, institutional investors and does not constitute an offer or commitment, a solicitation of an offer or commitment, or any advice or recommendation, to enter into or conclude any transaction (whether on the terms shown or otherwise), or to provide investment services in any state or country where such an offer or solicitation or provision would be illegal. The Firm is not and does not act as an advisor or fiduciary in providing this material.

This material is not a research report, and not subject to any of the independence and disclosure standards applicable to research reports prepared pursuant to FINRA or CFTC research rules. This material is not independent of the Firm's proprietary interests, which may conflict with the interests of any counterparty of the Firm. The Firm trades instruments discussed in this material for its own account, may trade contrary to the views expressed in this material, and may have positions in other related instruments.

Information contained herein is based on sources considered to be reliable, but is not guaranteed to be accurate or complete. Any opinions or estimates expressed herein reflect a judgment made by the author(s) as of the date of publication, and are subject to change without notice. Trading and investing in digital assets involves significant risks including price volatility and illiquidity and may not be suitable for all investors. The Firm is not liable whatsoever for any direct or consequential loss arising from the use of this material. Copyright of this material belongs to GSR. Neither this material nor any copy thereof may be taken, reproduced or redistributed, directly or indirectly, without prior written permission of GSR.

Sources

CoinGecko	Santiment	DefiPulse	WoldCoinIndex.com	Yahoo
CoinMarketCap	Skew	TradingView	Investing.com	Google
		DefiLlama		