






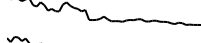




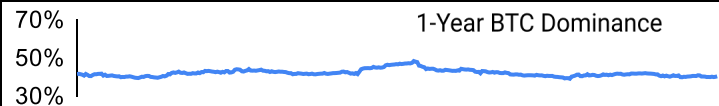
## Crypto Leaderboard

Rank	Name	Ticker	Price	24h	7d	30d	24h Vol \$m	MC \$m	1-Year Chart
1	Bitcoin	BTC	\$17,074	1%	3%	-17%	28,878	327,929	
2	Ethereum	ETH	\$1,278	1%	8%	-19%	8,921	154,027	
3	Tether	USDT	\$1.00	0%	0%	0%	37,955	65,389	
4	BNB	BNB	\$293.72	-2%	-1%	-10%	1,565	47,958	
5	USD Coin	USDC	\$1.00	0%	0%	0%	2,689	43,334	
6	Binance	BUSD	\$1.00	-1%	0%	0%	9,406	22,225	
7	Ripple	XRP	\$0.40	-1%	5%	-14%	1,010	20,125	
8	Dogecoin	DOGE	\$0.10	-2%	25%	-28%	1,599	14,152	
9	Cardano	ADA	\$0.32	0%	-1%	-21%	247	11,120	
10	Polygon	MATIC	\$0.92	6%	7%	5%	648	8,200	

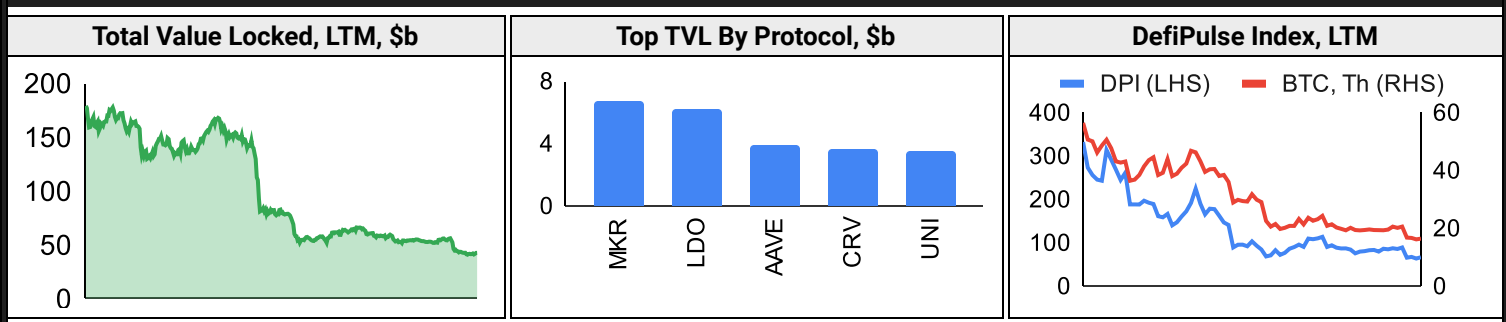
## Top & Bottom Performers - Top 100 Tokens

24h		7 Days		30 Days		90 Days		365 Days	
GMX	8%	FTM	39%	TWT	70%	TWT	111%	TWT	97%
FTM	8%	DOGE	25%	LTC	42%	DOGE	66%	LEO	16%
ETHW	6%	HT	22%	OKB	31%	OKB	39%	BNX	4%
MATIC	6%	GMX	17%	GMX	18%	HT	37%	CDAI	2%
BNB	-2%	LEO	-9%	APT	-42%	BIT	-53%	GRT	-93%
BTSE	-3%	CHZ	-12%	NEAR	-43%	SOL	-56%	SOL	-94%
HT	-4%	XRD	-15%	ETHW	-44%	NEAR	-59%	AXS	-95%
BNX	-6%	BNX	-16%	SOL	-58%	ETHW	-94%	LUNC	-100%

## Category Performance

Category	7d	30d	90d	180d	365d	Ecosystem	7d	30d	90d	180d	365d
Currency	-2%	-6%	-5%	-22%	-73%	BSC	1%	-10%	-10%	-11%	-69%
Privacy	6%	-13%	-23%	-41%	-78%	Polygon	5%	-10%	-12%	-16%	-74%
Scaling	5%	-17%	-25%	-25%	-81%	Cosmos	3%	-10%	-14%	-27%	-82%
IoT/Data/Comp.	0%	-21%	-25%	-39%	-82%	Polkadot	4%	-15%	-16%	-29%	-83%
Other DeFi	4%	-23%	-21%	-20%	-78%	Gnosis Chain	7%	-16%	-20%	-38%	-84%
Meme	14%	-23%	12%	1%	-70%	Tron	2%	-17%	-12%	-41%	-65%
Smart Contract	4%	-23%	-32%	-45%	-81%	Avalanche	4%	-20%	-23%	-32%	-80%
DEX	-1%	-24%	-25%	-40%	-85%	Solana	10%	-33%	-41%	-55%	-90%
CEXs	0%	-26%	-16%	-24%	-49%						
Gaming/Entertain	3%	-29%	-37%	-45%	-89%						
Lending	-2%	-33%	-40%	-47%	-81%						

## DeFi



## Trading Volume

Aggregate Volumes by Product, \$b					Top Derivatives Exchanges, \$m and bps				Top Spot Exchanges, \$m			
Product	1d	7d	30d	O/I	Exchange	1d Vol	O/I	Mkr	Tkr	Exchange	Score	1d Vol
Spot	21	131	855	n/a	Binance	37,943	29,875	2.0	4.0	Binance	9.9	14,704
Perpetuals	39	223	1,520	12	Bybit	6,654	2,886	1.0	6.0	Coinbase	8.1	1,845
Futures	0	12	44	0	OKX	8,029	944	2.0	5.0	Kraken	7.6	611
Options	0	0	0	0	KuCoin	1,781	1,382	2.0	6.0	KuCoin	6.9	499

20 Day Volume - Top 100 Tokens, \$b		Top Volume, 1d, \$m		Top Volume, %20d Avg		Low Volume, %20d Avg	
		USDT	34,832	STETH	815%	GUSD	12%
		BTC	26,770	FRAX	271%	TWT	27%
		BUSD	8,671	FTM	241%	STX	31%
		ETH	8,662	TON	216%	CRO	34%
		USDC	3,031	XAUT	196%	BTSE	36%

## Traditional Finance

Global Equity Markets*							SPX vs. BTC, LTM	
	US	USGrwth	UK	Germany	Japan	HK		
1D	3%	5%	2%	2%	1%	2%		
7D	1%	2%	1%	1%	0%	5%		
90D	4%	-1%	11%	19%	7%	-1%		
365D	-10%	-24%	-1%	-20%	-15%	-14%		

10-Year Treasury Yields							Commodities & FX					
	US	Brazil	UK	Germany	Japan	HK	Last	WTI	Gas	Gold	USD/EUR	USD/JPY
Last	3.62%	12.75%	3.14%	1.83%	0.25%	3.44%	Last	82.9	7.13	1,816	0.95	135.9
1d Chg	-0.08	-0.06	-0.02	-0.12	-0.01	-0.06	1d % Chg	2.9%	2.9%	3.2%	-1.1%	-1.5%

## Correlations

Intra-Crypto Correlations, LTM							Rolling 3M Correlations, LTM	
	BTC	ETH	BNB	XRP	DOGE	ADA		
BTC								
ETH	0.89							
BNB	0.83	0.84						
XRP	0.74	0.75	0.75					
DOGE	0.66	0.66	0.65	0.61				
ADA	0.78	0.78	0.77	0.73	0.63			

## Crypto News

- [Bitdao Reveals Modular Ethereum L2 Called Mantle. Public Testnet to Launch in 2023 – Technology Bitcoin News - Bitcoin News](#)
- [ECB says bitcoin is on 'road to irrelevance' amid crypto collapse - The Guardian](#)
- [Pudgy Penguin's 'Snowed In' collection sells out at Sotheby's - The Block](#)
- [Telegram sells usernames worth \\$50 million on the Open Network blockchain - The Block](#)
- [Kraken cuts 30% of staff to 'weather crypto winter' - The Block](#)
- [Demand for liquid Ethereum staking options continues to grow post-Merge - Cointelegraph](#)
- [Crypto trading firm Auros Global misses DeFi payment due to FTX contagion - Cointelegraph](#)
- [Huobi, Poloniex announced strategic partnership despite initial denials of a merger - Cointelegraph](#)



December 1, 2022

### About GSR

GSR is a global leader in digital asset trading, market making, OTC derivatives, and investments. We operate in a culture of excellence and leverage our first-rate reputation, deep relationships and proprietary trading technology to move swiftly and capitalize on market opportunities.

GSR's experienced team brings together decades of institutional trading expertise, while our industry-leading proprietary technology stack anchors everything we do.

Our main service areas are: market making; proprietary and algorithmic trading; client execution; structured products; risk management solutions; and portfolio investments.

For more information or if we can help with anything, please see [gsr.io](https://gsr.io) or contact us at [gsr@gsr.io](mailto:gsr@gsr.io).

Follow GSR for more content: [Twitter](#) [Telegram](#) [LinkedIn](#)

### Authors

Matt Kunke, Junior Strategist [Twitter](#) [Telegram](#) [LinkedIn](#)  
Brian Rudick, Senior Strategist [Telegram](#) [LinkedIn](#)

### Required Disclosures

\*Based on price returns for the following ETFs: VOO, QQQ, EWU, EWG, EWJ, and EWH.

*This material is provided by GSR (the "Firm") solely for informational purposes, is intended only for sophisticated, institutional investors and does not constitute an offer or commitment, a solicitation of an offer or commitment, or any advice or recommendation, to enter into or conclude any transaction (whether on the terms shown or otherwise), or to provide investment services in any state or country where such an offer or solicitation or provision would be illegal. The Firm is not and does not act as an advisor or fiduciary in providing this material.*

*This material is not a research report, and not subject to any of the independence and disclosure standards applicable to research reports prepared pursuant to FINRA or CFTC research rules. This material is not independent of the Firm's proprietary interests, which may conflict with the interests of any counterparty of the Firm. The Firm trades instruments discussed in this material for its own account, may trade contrary to the views expressed in this material, and may have positions in other related instruments.*

*Information contained herein is based on sources considered to be reliable, but is not guaranteed to be accurate or complete. Any opinions or estimates expressed herein reflect a judgment made by the author(s) as of the date of publication, and are subject to change without notice. Trading and investing in digital assets involves significant risks including price volatility and illiquidity and may not be suitable for all investors. The Firm is not liable whatsoever for any direct or consequential loss arising from the use of this material. Copyright of this material belongs to GSR. Neither this material nor any copy thereof may be taken, reproduced or redistributed, directly or indirectly, without prior written permission of GSR.*

### Sources

CoinGecko	Santiment	DefiPulse	WoldCoinIndex.com	Yahoo
CoinMarketCap	Skew	TradingView	Investing.com	Google
		DefiLlama		