



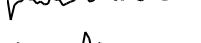
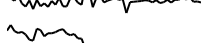






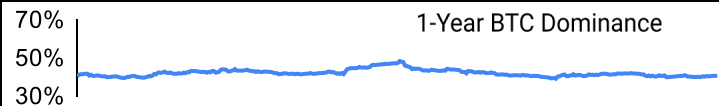
Crypto Leaderboard

Rank	Name	Ticker	Price	24h	7d	30d	24h Vol \$m	MC \$m	1-Year Chart
1	Bitcoin	BTC	\$17,128	2%	1%	8%	25,759	329,271	
2	Ethereum	ETH	\$1,271	2%	0%	16%	6,910	153,294	
3	Tether	USDT	\$1.00	0%	0%	0%	30,571	65,666	
4	BNB	BNB	\$288	1%	-1%	8%	608	47,130	
5	USD Coin	USDC	\$1.00	0%	0%	0%	2,158	42,799	
6	Binance	BUSD	\$1.00	0%	0%	0%	6,997	22,040	
7	Ripple	XRP	\$0.39	0%	-3%	16%	915	19,521	
8	Dogecoin	DOGE	\$0.10	0%	-5%	31%	626	13,308	
9	Cardano	ADA	\$0.31	1%	-1%	-2%	162	10,965	
10	Polygon	MATIC	\$0.92	2%	1%	13%	322	8,258	

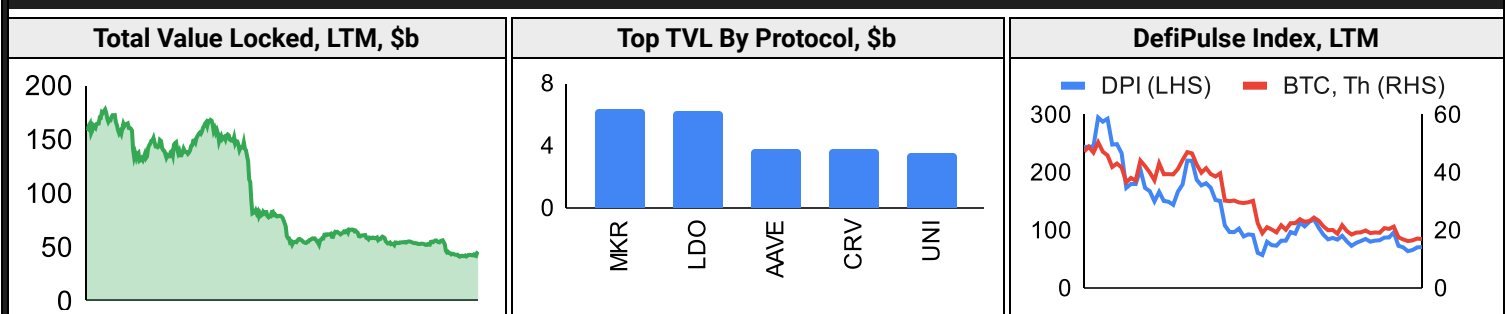
Top & Bottom Performers - Top 100 Tokens

24h		7 Days		30 Days		90 Days		365 Days	
OKT	11%	FXS	25%	TWT	148%	TWT	150%	TWT	251%
XCN	8%	XRD	22%	GMX	98%	DOGE	50%	CDAI	2%
GRT	7%	AXS	17%	RPL	52%	HT	38%	LEO	2%
EOS	6%	TWT	16%	LTC	52%	OKB	28%	PAXG	1%
TWT	-1%	TKX	-10%	1INCH	-16%	SOL	-61%	GRT	-90%
SNX	-2%	LINK	-10%	OSMO	-18%	LUNC	-61%	AXS	-92%
AXS	-2%	BTSE	-11%	CRO	-21%	NEAR	-65%	SOL	-92%
XRD	-14%	1INCH	-14%	BTSE	-27%	ETHW	-89%	LUNC	-100%

Category Performance

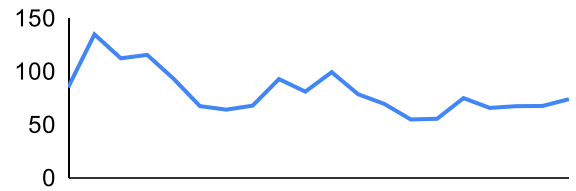
Category	7d	30d	90d	180d	365d	Ecosystem	7d	30d	90d	180d	365d
Meme	-2%	22%	3%	33%	-62%	BSC	-3%	27%	-13%	5%	-56%
Privacy	-2%	22%	-26%	-25%	-71%	Polygon	-3%	22%	-19%	-1%	-65%
Currency	-1%	21%	-17%	-6%	-67%	Cosmos	4%	21%	-20%	-11%	-76%
Other DeFi	-1%	18%	-29%	4%	-72%	Polkadot	-5%	17%	-25%	-19%	-79%
Scaling	-4%	11%	-32%	3%	-77%	Gnosis Chain	-4%	15%	-34%	-22%	-81%
DEX	-4%	9%	-31%	-25%	-80%	Avalanche	-2%	12%	-30%	-13%	-74%
Smart Contract	-2%	8%	-38%	-30%	-76%	Tron	3%	5%	-14%	-33%	-60%
Gaming/Entertain	-2%	7%	-40%	-31%	-85%	Solana	-5%	-3%	-50%	-47%	-87%
IoT/Data/Comp.	-4%	2%	-33%	-26%	-78%						
Lending	-3%	-3%	-43%	-15%	-78%						
CEXs	1%	-5%	-19%	-20%	-49%						

DeFi

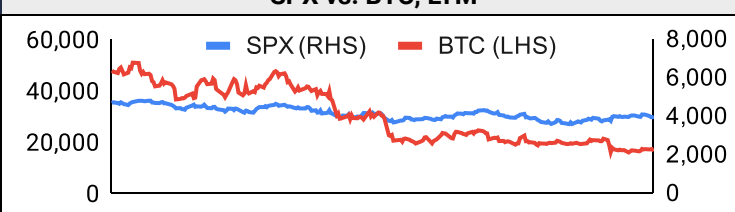


Trading Volume

Aggregate Volumes by Product, \$b					Top Derivatives Exchanges, \$m and bps					Top Spot Exchanges, \$m		
Product	1d	7d	30d	O/I	Exchange	1d Vol	O/I	Mkr	Tkr	Exchange	Score	1d Vol
Spot	18	115	778	n/a	Binance	30,553	28,769	2.0	4.0	Binance	9.9	12,234
Perpetuals	32	199	1,340	12	Bybit	5,595	3,061	1.0	6.0	Coinbase	8.0	1,214
Futures	0	8	50	0	OKX	8,111	945	2.0	5.0	Kraken	7.5	526
Options	0	0	0	0	KuCoin	1,328	1,454	2.0	6.0	KuCoin	6.7	329

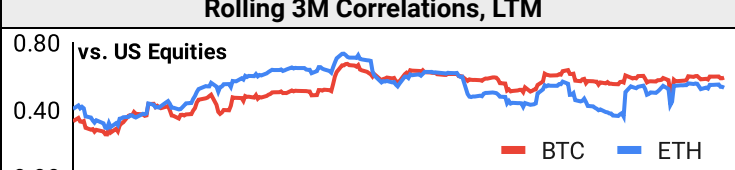
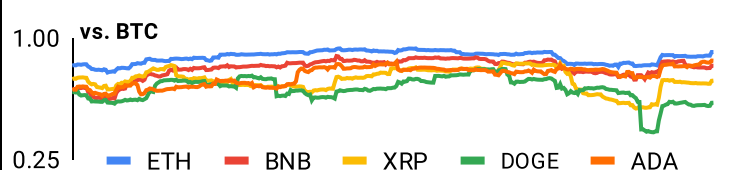
20 Day Volume - Top 100 Tokens, \$b					Top Volume, 1d, \$m		Top Volume, %20d Avg		Low Volume, %20d Avg	
					USDT	28,079	USDD	400%	BTSE	3%
					BTC	23,005	XRD	293%	GUSD	27%
					ETH	6,923	STETH	266%	CRV	28%
					BUSD	6,459	TON	265%	CHZ	37%
					USDC	2,445	XCN	204%	LEO	43%

Traditional Finance

Global Equity Markets*							SPX vs. BTC, LTM	
	US	USGrwth	UK	Germany	Japan	HK		
1D	0%	-1%	0%	0%	0%	1%		
7D	-3%	-3%	-1%	-2%	-1%	4%		
90D	-4%	-9%	6%	10%	4%	4%		
365D	-15%	-28%	-4%	-22%	-19%	-11%		

10-Year Treasury Yields							Commodities & FX					
	US	Brazil	UK	Germany	Japan	HK		WTI	Gas	Gold	USD/EUR	USD/JPY
Last	3.53%	12.91%	3.16%	1.90%	0.25%	3.26%	Last	71.8	6.34	1,809	0.95	136.2
1d Chg	0.04	-0.06	0.07	0.08	0.00	-0.06	1d % Chg	0.5%	6.4%	0.4%	0.2%	-0.3%

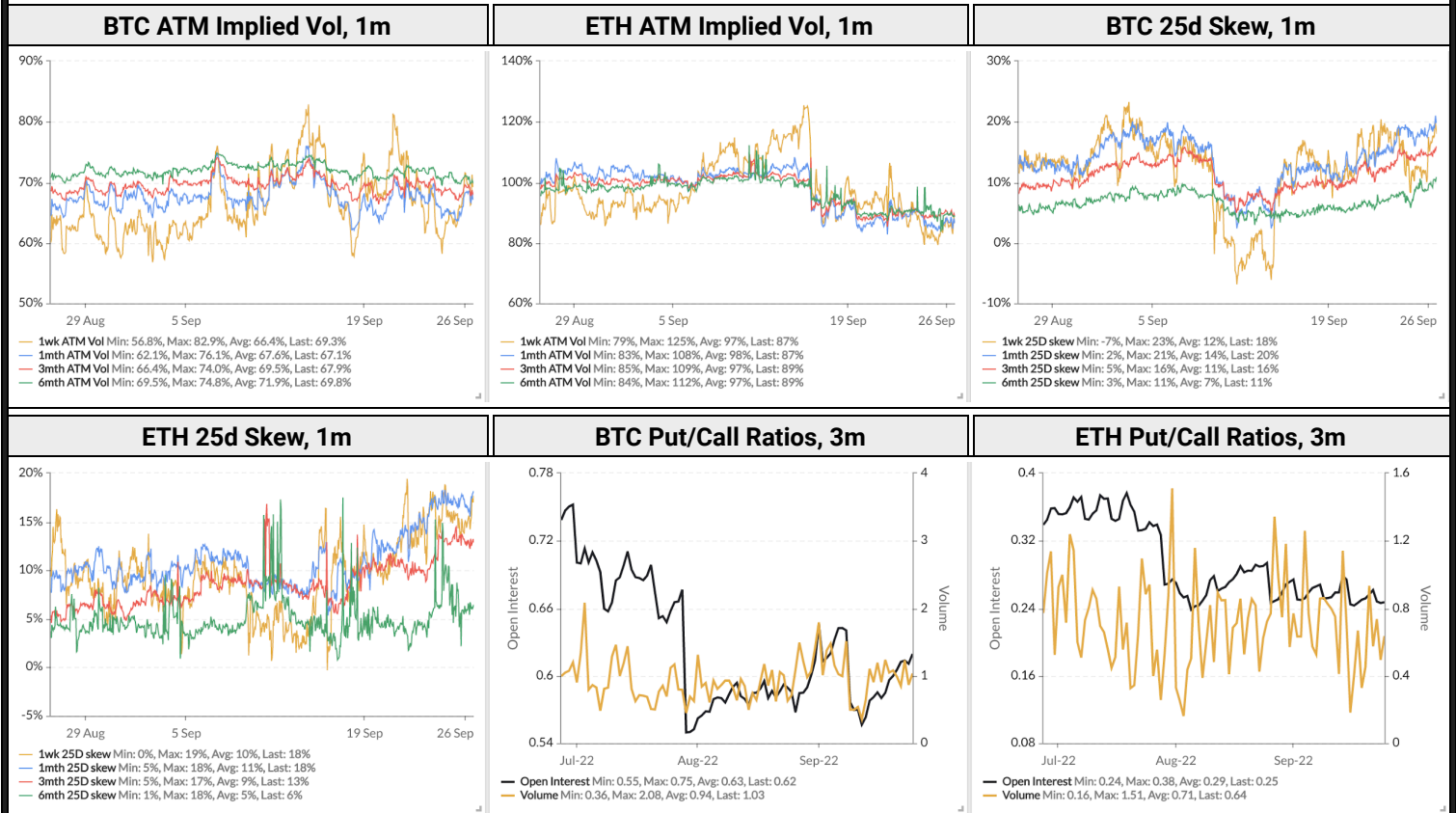
Correlations

Intra-Crypto Correlations, LTM							Rolling 3M Correlations, LTM	
	BTC	ETH	BNB	XRP	DOGE	ADA		
BTC								
ETH	0.89							
BNB	0.83	0.84						
XRP	0.75	0.75	0.75					
DOGE	0.65	0.66	0.65	0.60				
ADA	0.78	0.78	0.77	0.74	0.63			

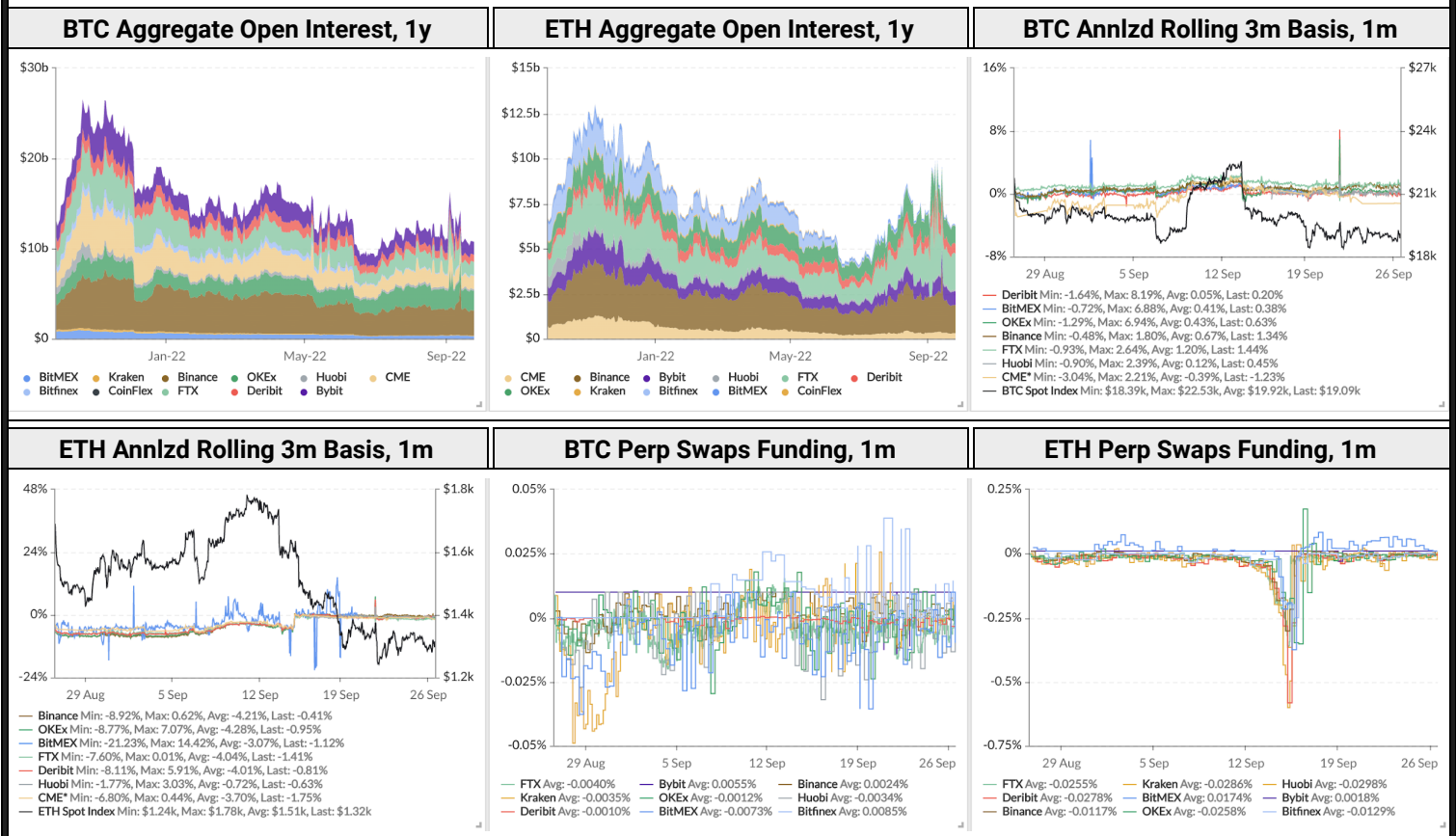
Crypto News

[Amber Group's planned raise halved as it cuts 40% of jobs: Reports - The Block](#)
[New US bill would require crypto miners to report greenhouse gas emissions - The Block](#)
[SEC wants firms to disclose if they have crypto exposure - The Block](#)
[Gnosis Chain activates its own version of The Merge, transitions to proof-of-stake network - The Block](#)
[SBF 'willing' to testify at Senate hearing on the FTX collapse - Cointelegraph](#)
[UK pushes crypto efforts forward through financial services reforms - Cointelegraph](#)
[What's in and what's out for Ethereum's Shanghai upgrade - Cointelegraph](#)
[GameStop to drop crypto efforts as Q3 losses near \\$95M - Cointelegraph](#)

Crypto Options (data as of Sep. 26, 2022)



Crypto Futures (data as of Sep. 26, 2022)





December 9, 2022

About GSR

GSR is a global leader in digital asset trading, market making, OTC derivatives, and investments. We operate in a culture of excellence and leverage our first-rate reputation, deep relationships and proprietary trading technology to move swiftly and capitalize on market opportunities.

GSR's experienced team brings together decades of institutional trading expertise, while our industry-leading proprietary technology stack anchors everything we do.

Our main service areas are: market making; proprietary and algorithmic trading; client execution; structured products; risk management solutions; and portfolio investments.

For more information or if we can help with anything, please see gsr.io or contact us at gsr@gsr.io.

Follow GSR for more content: [Twitter](#) [Telegram](#) [LinkedIn](#)

Authors

Matt Kunke, Junior Strategist [Twitter](#) [Telegram](#) [LinkedIn](#)

Brian Rudick, Senior Strategist [Telegram](#) [LinkedIn](#)

Required Disclosures

*Based on price returns for the following ETFs: VOO, QQQ, EWU, EWG, EWJ, and EWH.

This material is provided by GSR (the "Firm") solely for informational purposes, is intended only for sophisticated, institutional investors and does not constitute an offer or commitment, a solicitation of an offer or commitment, or any advice or recommendation, to enter into or conclude any transaction (whether on the terms shown or otherwise), or to provide investment services in any state or country where such an offer or solicitation or provision would be illegal. The Firm is not and does not act as an advisor or fiduciary in providing this material.

This material is not a research report, and not subject to any of the independence and disclosure standards applicable to research reports prepared pursuant to FINRA or CFTC research rules. This material is not independent of the Firm's proprietary interests, which may conflict with the interests of any counterparty of the Firm. The Firm trades instruments discussed in this material for its own account, may trade contrary to the views expressed in this material, and may have positions in other related instruments.

Information contained herein is based on sources considered to be reliable, but is not guaranteed to be accurate or complete. Any opinions or estimates expressed herein reflect a judgment made by the author(s) as of the date of publication, and are subject to change without notice. Trading and investing in digital assets involves significant risks including price volatility and illiquidity and may not be suitable for all investors. The Firm is not liable whatsoever for any direct or consequential loss arising from the use of this material. Copyright of this material belongs to GSR. Neither this material nor any copy thereof may be taken, reproduced or redistributed, directly or indirectly, without prior written permission of GSR.

Sources

CoinGecko	Santiment	DefiPulse	WoldCoinIndex.com	Yahoo
CoinMarketCap	Skew	TradingView	Investing.com	Google
		DefiLlama		